

PinnacleBank Arena

N THIS IS NEBRASKA BASKETBALL **N**



N

N

22 42 52

30 51

BASKETBALL THIS IS NEBRASKA



NEBRASKA

B A S K E T B A L L



Pinnacle Bank Arena

SOUTH LOBBY

PINNACLE BANK ARENA

SEASON
ONE

2013 - 2014



NEBRASKA BASKETBALL

We come and go, but the land is

NEBRASKA

BIG

N


BIG

NEBRASKA

First National Bank

HUSKERS

HUSKERS



WALTER PITCHFORD

TABLE OF CONTENTS

THIS IS NEBRASKA..... 1-38

This is Nebraska Basketball.....2-3
 Pinnacle Bank Arena.....4-5
 Hendricks Training Complex6-11
 Husker Power12-13
 Athletic Medicine14-15
 Sports Nutrition.....15
 Media Exposure.....16-17
 Athletic Facilities.....18-19
 NBA Connection20-21
 History of Nebraska Basketball.....22-23
 Academic Success.....24-25
 Academic Experience/Life Skills26-27
 University of Nebraska Campus.....28-29
 Lincoln and Omaha – The Good Life.....30-31
 National Powers32-33
 Husker Equipment.....34

2013-14 SEASON OUTLOOK 35-42

Nebraska Alphabetical/Numerical Rosters.....36
 Team Breakdown/Quick Facts37
 Season Preview38-40
 Schedule41
 Compliance Guidelines/Devaney Society42

THE 2013-14 HUSKERS 43-66

Ray Gallegos44-45
 Kye Kurkowski.....46
 Trevor Menke47
 Benny Parker48
 Mike Peltz.....49
 David Rivers50-51
 Shavon Shields.....52-53
 Jordan Tyrance54
 Sergej Vucetic.....55
 Deverell Biggs.....56
 Terran Petteway.....57
 Walter Pitchford58
 Nick Fuller.....59
 Nathan Hawkins60

Leslee Smith61
 Tim Wagner62
 Tai Webster.....63
 Career Game-by-Game Stats.....64-66
 Student Managers/Trainers.....66

THE COACHING STAFF 67-76

Head Coach Tim Miles.....68-70
 Assistant Coach Chris Harriman71
 Assistant Coach Kenya Hunter.....72
 Assistant Coach Craig Smith73
 Director of Basketball Operations Jayden Olson74
 Video Coordinator Gregory Eaton74
 Strength Coach Tim Wilson74
 Administrative Coordinator Teddy Owens.....75
 Husker Basketball Support Staff75
 Bank of the West Nebraska Basketball Show76

ADMINISTRATION 77-84

University Administration.....78
 Board of Regents79
 Director of Athletics Shawn Eichorst80
 Senior Administration.....81
 Support Staff82-84

OPPONENTS 85-116

Big Ten Composite Schedule86
 Non-Conference Opponents.....87-93
 Big Ten Opponents93-98
 Postseason Tournament Dates99
 Big Ten Conference Information.....100
 Series Records vs. Big Ten Opponents101-102
 Series vs. Non-Conference Opponents103-113
 Nebraska vs. All Opponents.....114-115
 Nebraska vs. All Conferences.....115
 Husker All-Time Exhibition Results.....115

2012-13 SEASON IN REVIEW 117-134

Season Review.....118-119
 Senior Bios.....120-121

Statistics122
 Results123
 Game-by-Game Comparison124
 Team/Individual Highs and Lows125
 Box Scores126-134

RECORD BOOK 135-160

Career/Single-Game Scoring Leaders136
 Individual Records137-139
 Team Records140-141
 Single-Season Top 10 Lists142
 Career Top 10 Lists143
 Single-Season Top 10 Class Lists.....144-145
 Team Season Bests146-148
 Annual Statistical Leaders.....149-150
 Year-by-Year Team Statistics151-152
 Devaney Center Records153-156
 Conference Tournament Results/Records157-158
 Postseason Records and Results.....159-160

HISTORY 161-200

The History of Nebraska Basketball162-165
 Nebraska Lettermen166-168
 Husker Award Winners/All-Americans169-170
 1,000-Point Club171-174
 Nebraska Basketball – A to Z175-176
 Nebraska Basketball Hall of Fame177
 Husker Coaching Ledger178
 Year-by-Year Summary.....179
 All-Time Results.....180-200

MEDIA/FAN INFORMATION..... 201-208

Athletic Directory202
 Media Outlets.....203
 Media Policies204-205
 Pinnacle Bank Arena Parking and Seating Maps206
 Huskers on Radio and Television207
 Nebraska TV/Radio Roster.....208

THIS IS NEBRASKA BASKETBALL

“Now is the best time in history to be the men’s basketball coach at the University of Nebraska.”

COACH TIM MILES

Second-year Nebraska coach Tim Miles has built a reputation on turning programs into winners at all levels of basketball. At Colorado State, he turned a program that won nine games in his first season to three straight postseason appearances, including the school’s first NCAA bid in nine years. At Nebraska, Miles helped Nebraska improve its win total from 12 to 15 against one of the nation’s toughest schedules. Not only is Nebraska in the Big Ten, considered the best basketball conference in the country, but the Huskers have benefitted from over \$200 million in basketball facility improvements over the last three years, including the Hendricks Training Complex and Pinnacle Bank Arena.



1 Miles and the Huskers opened the 2013-14 season with a scrimmage in September with over 7,500 in attendance. Nebraska sold a school-record 15,000 season tickets for the 2013-14 season.

2 Miles poses with former NBA and Husker standout Tyrann Lue and Director of Athletics Shawn Eichorst at Lue’s Nebraska Basketball Hall of Fame Induction ceremony.

3 Miles welcomed nearly 40 former players back to town for the Rebounders Club golf outing in 2013. Miles has also reached out to former players in holding a Legends Weekend event during the season.

4 Tim Miles turned around a Colorado State program, leading the Rams to the school’s first NCAA berth in nine years in 2012.

5 Miles gets some instructions from Husker baseball coach Darin Erstad prior to throwing out the first pitch at a Husker baseball game.



Scan to learn more about the Nebraska basketball program at ThisisNebraska.com



Top: Chris Harriman joined the Husker staff in 2012 after spending four seasons at Saint Louis University.
Middle: Kenya Hunter joined the Husker coaching staff in June of 2013 after spending the previous six seasons at Georgetown.
Bottom: Craig Smith has been with Tim Miles at nearly every stop during his coaching career. Smith was the top assistant on Miles' Colorado State staff for four years.

WHAT THEY'RE SAYING ABOUT TIM MILES

"He understands it's guys in T-shirts and shorts running around playing a game. He's highly competitive, but he can also tell the difference between the phony guys and the type of players you can count on...You gotta be able to differentiate between the fluff and the substance. Tim understands substance."

- BO RYAN

Wisconsin Head Coach

"I just think he's the guy for your program when I see that new building going up. This guy's got energy. I've been on the road with him recruiting, he's phenomenal. He's got a great personality. I think he's a damn good coach."

- TOM IZZO

Michigan State Head Coach

"He didn't come with a silver spoon and a Carolina or Kentucky or Duke hat. He's earned his spurs. Sometimes that's the best way to get where you want to go."

- STEVE FISHER

San Diego State Head Coach

"He's great in regard with X's and O's. He's great with his players. He's terrific with the fans. I just think he's a great choice."

- LON KRUGER

Oklahoma Head Coach

"Tim understands basketball, and he understands what it's going to take to compete in the Big Ten. He's done an unbelievable job of rebuilding programs."

- GREG MCDERMOTT

Creighton Head Coach

"Tim has always done a good job with his program wherever he has been. He's a high-energy guy who gets his kids to play hard."

- DARRIN HANSEN

Nebraska-Omaha Head Coach

"With their new facilities and energetic coach, the Huskers have received interest from high-major recruits who might not have considered the program even a year ago. The buzz surrounding basketball in Lincoln is growing."

- MYRON MEDCALF

ESPN.com

"The Huskers may have made the hire of the season in landing former Colorado State coach Tim Miles, a noted turnaround specialist known for tweeting at halftime of his team's games."

- ANDY GLOCKNER

SI.com

PINNACLE BANK ARENA



The Nebraska men's basketball program enters a new era in 2013-14 with the move into the \$179 million Pinnacle Bank Arena. Located in downtown Lincoln, the 15,000-seat arena is the centerpiece of a bold and dynamic city plan. A landmark venture that shows the cooperative spirit across the community, the arena will be the permanent home of Nebraska men's and women's basketball while serving as one of the Midwest's hottest spots for the nation's top touring shows.

The arena, which is just steps away from both Memorial Stadium and Hawks Field and Bowlin Stadium at Haymarket Park, will also serve as a hub for a new outdoor entertainment district in Lincoln, known as the Railyard. In addition to the economic impact of thousands of Husker fans at each basketball home game, the Haymarket area has seen the addition of several major hotels, upscale housing options and many new dining and entertainment options.





3

1 The South entrance of Pinnacle Bank Arena faces the new Railyard outdoor entertainment district in downtown Lincoln. The arena seats more than 15,000 fans and includes 36 suites, 20 loge boxes and 832 club seats. It also includes 11 permanent concession stands, 14 portable locations and 85 total points of sale. The arena is also home to a new Huskers Authentic Team Store.

2 The men's locker room entrance includes a large "N" identical to the design in the Hendricks Training Complex. The Huskers also will enjoy spacious locker room, team room and athletic medicine areas in the new arena.

3 Nebraska's new home court was built with the entire state in mind. In fact, the outline of the state of Nebraska even graces center court.

4 The concession areas also keep the Nebraska spirit in mind, including the Sandhills BBQ, Chimney Rock Cantina, Goldenrods and Meadowlarks.

5 Pinnacle Bank Arena's ribbon cutting ceremony attracted Nebraska Governor Dave Heineman, Lincoln Mayor Chris Beutler, Nebraska Chancellor Harvey Perlman, Director of Athletics Shawn Eichorst and Husker basketball coaches Connie Yori and Tim Miles.

6-7 The Railyard entertainment district will include a courtyard, an outdoor ice skating rink and a giant 750-square-foot screen known as The Cube.



4



5



6



7

HENDRICKS TRAINING COMPLEX



The home for the Nebraska basketball program, the Hendricks Training Complex was officially opened on Oct. 13, 2011. The 80,000-square foot facility located adjacent to the Bob Devaney Sports Center includes practice facilities with a court and a half, expanded team locker rooms and player lounges as well as areas for strength and conditioning, nutrition and athletic medicine. The two-level facility is named for Tom and Mary Hendricks of Pipe Creek, Texas, and their children, Jennifer and Brandon, for their lead gift in the project.





5



6



7

1 Members of the Hendricks and Whitehead families join Husker coaches and administrators in the ribbon-cutting ceremony of the Hendricks Training Complex on Oct. 13, 2011.

2 The Hendricks Training Complex is an 80,000-square foot training facility located adjacent to the Bob Devaney Sports Center.

3 Former University of Nebraska Athletic Director Tom Osborne speaks at the ribbon-cutting ceremony for the opening of the Hendricks Training Complex in October of 2011. The facility is the training home for the Husker men's and women's basketball and wrestling programs.

4 One of the highlights of the Hendricks Training Complex is the details inside the building. The facility features two video walls as well as a granite basketball in the main lobby that was imported from China and weighs 5,500 pounds.

5 The grand lobby of the Hendricks Training Complex features a two-story abstract net sculpture made of acrylic, metal and an interactive material called sensitile.

6 The men's basketball office features an expansive lobby area as well as individual offices for each coach and support staff. The area also has a balcony that overlooks the Bus Whitehead Practice Court that can hold up to a dozen visitors for observing practice.

7 The men's basketball conference room features an advanced video system with high-definition projector and screens, views overlooking the Bus Whitehead Practice Court and a custom-made conference table that is a replica of the court.

BUS WHITEHEAD COURT



Named for one of the legendary players in program history, the Bus Whitehead Court features a court and a half for the team to practice, an auxiliary training room as well as a 103-inch plasma screen for teaching during drills. The court is named for Bus Whitehead, a two-time all-conference performer who led the Huskers to consecutive Big Seven titles in 1949 and 1950 and is a member of the Nebraska Basketball Hall of Fame.





Located next to the Bus Whitehead Court, the Nebraska men's basketball team room features 24 theater-style seats with built-in tables, a high-definition video system with a 120-inch video screen and treated walls to enhance the extensive built-in sound system.

NEAL & JAMIE HAWKS PLAYERS LOUNGE



The Neal and Jamie Hawks Players Lounge is the perfect place to relax after a practice. The area features over 400 inches of high-definition TVs, leather couches that can seat more than a dozen players and a custom-created pool table, as well as a kitchen area to store or prepare food. The team area also includes a locker room with built in iPads for each player, a hydro area that features cold and hot tanks and showers with the ability to play music through built-in speakers.





5



6



7

1 The Neal and Jamie Hawks Players Lounge features a custom leather couch as well as over 400 inches of televisions, as the room features a pair of 103-inch and three 65-inch screens, all with access to cable, DirecTV and the film system built into the facility.

2 The custom pool table inside the lounge features a custom felt court graphic, while the sound system in the room features 25 speakers through the team area.

3-4 The players' corridor heading to the Neal and Jamie Hawks Players Lounge connects the past with the present with a wall honoring past letterwinners as well as an interactive lighting system that features 3-D basketballs that capture motion down the hallway.

5 The men's locker room is highlighted by 20 custom wood lockers that feature iPads in each locker as well as custom back-lit displays and personalized lock boxes for safety. The room also features a Terazzo flooring display in the center of the room.

6 The hydro area has extra-large hot and cold tanks while the hot tank can be changed into a custom cold tank. The area also features tiled walls and a pair of 65-inch televisions and custom surround sound.

7 The Neal and Jamie Hawks Players Lounge also has a built-in kitchen area as well as an 8x13-foot video wall that can be programmed to watch one game or as many as nine games at once.

HUSKER POWER

The model strength and conditioning program in the nation, Husker Power plays a major role in the continuing success of Nebraska athletics. Nebraska's strength program was the first in the nation, and with 12 staff members is one of the most comprehensive strength and conditioning organizations in the country.

The Hendricks Training Complex features a new 5,000-square foot weight room that is used by the men's basketball team on a daily basis. Along with the athletic training room and locker room, it is just steps away from the practice court.





THREE REASONS FOR SUCCESS **Program**

The Husker Power Strength and Conditioning Program is geared for maximum improvement of performance on the basketball court. Each athlete receives his own individual computerized program each year.

Supervision

The Husker Power staff has eight full-time strength and conditioning specialists and four interns. Basketball strength coach Tim Wilson is devoted to working directly with the men's basketball program to help Husker athletes prepare for a successful career on the court. Prior to working at Nebraska, he worked with the Milwaukee Bucks for 11 years and at the University of Oregon.

Facilities

The Charles and Romona Myers Performance Center in the Osborne Athletic Complex is the finest all-around athletic facility in the nation, providing athletes with all the tools necessary to achieve at the highest level. Nebraska basketball players now have the Hendricks Training Complex, which opened in October of 2011. The facility has a 5,000-square foot weight room featuring five transformer machines and a strength wall.



Tim Wilson
*Men's Basketball
Strength Coach*

“The University of Nebraska strength and development program is the model for others in the country.”

- PHILLIP HAGE

Editor, Physician and Sports Medicine Magazine

ATHLETIC MEDICINE

Providing expert care to nearly 600 Husker student-athletes, Nebraska features one of the most well-trained and highly skilled athletic medicine staffs in the country.

Under the guidance of Director of Athletic Medicine Dr. Lonnie Albers, Head Athletic Trainer, Physical Therapist Jerry Weber and Men's Basketball Athletic Trainer R.J. Pietig, the 2013-14 Husker athletic medicine staff consists of five doctors, two therapist/athletic trainers, eight athletic trainers and six graduate assistant athletic trainers.

Nebraska's team of orthopaedists is led by Chief of Staff Dr. Pat Clare, a nationally respected orthopaedic surgeon with more than 30 years of service to Husker athletics.



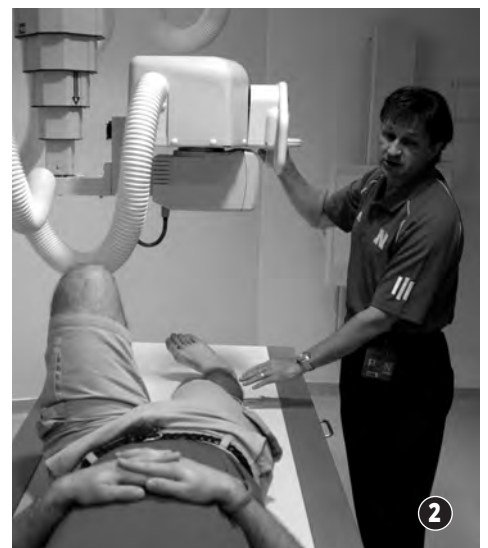


R.J. Pietig
Men's Basketball
Athletic Trainer


1-3 Husker student-athletes have the benefit of using state-of-the-art equipment for rehabilitation and injury prevention at both the Bob Devaney Sports Center and the Osborne Complex. The training room at the Devaney Center was renovated in 2011, tripling its previous size.

4-6 Nebraska basketball players are cared for on a daily basis by Athletic Trainer R.J. Pietig, who works to keep athletes physically prepared for practice and games, and provides expert care in rehabilitation services.

7 To help Husker basketball players stay healthy throughout the season, the Husker locker room also features custom-built large hot and cold tubs.

8 In addition to the athletic medicine center at the Devaney Center, student-athletes have access to the finest equipment and rehab area in the country at the Osborne Complex on campus.





SPORTS NUTRITION

Making solid nutritional choices helps an athlete become stronger and improves game-day performance. NU Sports Nutritionist Lindsey Remmers works with all 24 of Nebraska's sports by educating athletes on topics such as gaining weight, losing body fat, staying hydrated, increasing energy and supplement use.



1 The Lewis Training Table was remodeled in the fall of 2010 and is a great location for athletes to utilize the training they receive from the sports nutrition staff.

2 At the Nutritional Oasis at the Hendricks Training Complex, basketball players can grab a drink or light snack to help recharge between classes and workouts.

3 The sports nutrition staff keeps the area at the Landing stocked with quality nutritional products for athletes.

4 Student-athletes are given expert direction in how to make smart dietary choices to stay in peak shape during the season.



HUSKER BASKETBALL IN THE MEDIA

One of the most media-savvy coaches in college basketball, Tim Miles has quickly become popular around college basketball for both his insight and his sense of humor. At Colorado State, he won a regional Emmy for The Mtn. documentary of the Rams' program. Miles is also consistently rated as one of the top coaches nationally to follow on Twitter (@CoachMiles) as he provides his unique insight, including halftime tweets.

Nebraska basketball will continue to be in the national spotlight this season, as every home game will be televised or streamed on BTN.com, including over 20 games broadcast nationally. Every game will be broadcast on a 27-station radio network and carried for free on Huskers.com, with select broadcasts on Sirius XM Satellite Radio.





Follow Coach Miles and the Husker Basketball Program on Twitter and Facebook at:

Twitter.com/CoachMiles
 Twitter.com/HuskerHoops
 Facebook.com/Huskers



Tim Miles talks to ESPN's Sam Ponder following the Huskers' win over Purdue in the Big Ten Tournament





Movers And Shakers

1 Shavon Shields talks on set with Dave Revsine and Jim Jackson at the Big Ten Network following Nebraska's Big Ten Tournament win over Purdue in 2013.

2 Tim Miles meets the media during his introductory press conference on March 24, 2012.

3-6 Coach Miles is a frequent guest of radio and TV shows, including his weekly radio show on the Husker Sports Network; making an appearance on the CBS College Sports set at the Final Four; talking with Kent Pavelka following his initial press conference at Nebraska; visiting with SiriusXM Radio at 2012 Big Ten Media Day.

6-7 Roy Gallegos visits with ESPN following a Husker win. Nebraska made over 20 national TV appearances in 2012-13.

8 David Rivers conducts an interview after practice.

The Nebraska Huskers made a big offseason splash in hiring former Colorado State head coach Tim Miles. With this year's coaching carousel grinding to a halt, Andy Cluckner takes a hard look at the most notable -- and most perplexing -- head coach hirings and firings during the offseason. FULL STORY



THE NATION'S FINEST FACILITIES



Nebraska's top facilities are not limited to the men's basketball program. Nearly every Husker sport enjoys a venue that ranks among the nation's best. Nebraska is dedicated to providing its athletes top-notch game-day and practice atmospheres in every sport. Between 2009 and 2014, Nebraska is spending over \$127 million in new facilities, including the Student Life Center, the Hendricks Training Complex, an expansion of Memorial Stadium and a renovation of the Bob Devaney Sports Center as well as an indoor facility for baseball and softball.

Left: Memorial Stadium entered 2013 with a nation-leading 325 consecutive sellouts. The stadium expanded by more than 5,000 seats in 2013, while adding an innovative academic/athletic research wing in the East Stadium. The Osborne Athletic Complex provides Nebraska student-athletes with top-notch training facilities. The main entrance to the Osborne Athletic Complex and Traditions Lobby features an impressive waterfall and a wall that honors those who contributed to the massive project, as well as memorabilia and trophies from all of Nebraska's bowl games.



Top right: The nationally prominent volleyball team is leading the nation in attendance in its first season in the Bob Devaney Sports Center in 2013.

Middle: The Nebraska soccer and tennis programs will benefit from new homes in 2014-15, while the softball, wrestling and track and field programs enjoy some of the finest facilities in the nation.

Bottom right: Hawks Field at Haymarket Park provides the Huskers with the finest baseball stadium in the Big Ten Conference. Nebraska shares its home ballpark with the Lincoln Saltdogs, an independent minor league team.




NBA CONNECTION

Nebraska players have enjoyed significant professional success following their careers as Huskers. Nebraska has had 26 players drafted by teams in the National Basketball Association, including three first-round picks during the 1990s.

Mikki Moore made a name for himself, spending 13 years in the NBA after being an undrafted free agent out of Nebraska. Moore, who led the NBA in shooting percentage in 2006-07, has played in 564 career games and helped his teams to three playoff appearances.

With former NBA veterans Eric Piatkowski, Tyronn Lue and Erick Strickland playing in the league in the last few years, Nebraska has been well represented at the highest level of basketball. Lue is currently an assistant coach with the Los Angeles Clippers.



1 Tyronn Lue played for seven teams during his 11-year NBA career. During that time, he won two World Championship rings with Kobe Bryant, Shaquille O'Neill and the L.A. Lakers and played beside one of the greatest players in NBA history, Michael Jordan, with the Washington Wizards. He is currently in his first season on the Los Angeles Clippers coaching staff with Doc Rivers after spending the previous four seasons with the Boston Celtics.

2 During his 13 years in the league, Mikki Moore has played with nine teams. Moore was the first non-drafted player to lead the league in field-goal percentage, as he hit 60.9 percent from the floor for New Jersey in 2006-07. His final season in the NBA was in 2011-12 with the Golden State Warriors.

3 Eric Piatkowski played 13 seasons in the NBA and set the L.A. Clippers' club record for 3-pointers made. He retired following the 2007-08 campaign. Following his playing career, he served as a color analyst for Nebraska television games on Fox Sports Midwest for two seasons.

4 Erick Strickland played nine years in the NBA after entering the league as an undrafted free agent, appearing in over 500 career games with six teams.

5 Rich King was a 1991 first-round draft pick after helping NU to a school-record 26 wins and an NCAA Tournament appearance as a senior.

6 Nebraska's all-time leading scorer, Dave Hoppen was the second pick of the 1988 expansion draft by the Charlotte Hornets and spent six seasons in the NBA.

7 Husker great Stu Lantz played eight years in the NBA, twice averaging more than 18 points per game for a season. He has been the Los Angeles Lakers' color commentator on TV since 1987.



Through the years, Nebraska has had 26 players drafted by teams in the National Basketball Association.

In the 1990s, Nebraska had three first-round selections in the NBA Draft. Rich King was the 14th selection in 1991, Eric Piatkowski was picked 15th overall in 1994 and Tyronn Lue, who entered the draft following his junior season, was selected 23rd overall in 1998.

HUSKERS IN THE NBA DRAFT

The first NBA draft of collegiate players was held following the 1947-48 season, but the league did not begin to keep records of team-by-team draft lists until 1952. Here is a list of the 26 Cornhusker players drafted by the NBA since 1949:

1949	Claude Retherford, St. Louis Bombers	1979	Carl McPipe, Philadelphia 76ers (5th)
1950	Bus Whitehead, Chicago Stags (7th)	1981	Andre Smith, Cleveland Cavaliers (7th)
1951	Bob Pierce, Indianapolis Olympians (5th)	1982	Jack Moore, K.C. Kings (9th)
1952	Jim Buchanan, Boston Celtics (6th)	1985	Curtis Moore, Portland Trailblazers (6th)
1954	Bill Johnson, Boston Celtics (11th)	1986	Dave Hoppen, Atlanta Hawks (3rd)
1960	Herschell Turner, Syracuse Nationals (6th)	1991	Rich King, Seattle SuperSonics (1st/14th pick)
1966	Grant Simmons, Washington Bullets (12th)	1994	Eric Piatkowski, Indiana Pacers (1st/15th pick)
1967	Willie Campbell, Seattle SuperSonics (15th)	1998	Tyronn Lue, Denver Nuggets (1st/23rd pick)
1968	Stuart Lantz, Houston Rockets (3rd) Tom Baack, Detroit Pistons (10th)	1999	Venson Hamilton, Houston Rockets (2nd/50th pick)
1970	Jim Brooks, Houston Rockets (12th)		
1971	Marvin Stewart, Philadelphia 76ers (2nd) Leroy Chalk, Boston Celtics (13th)		
1972	Chuck Jura, Chicago Bulls (3rd) Mike Peterson, Portland Trail Blazers (16th)		
1974	Brendy Lee, Atlanta Hawks (10th)		
1976	Jerry Fort, Boston Celtics (3rd)		

Note: Nate Branch was drafted by the American Basketball Association's Oakland franchise in 1967; Stuart Lantz was drafted by Oakland in 1968; Marvin Stewart was drafted by the New York Nets in 1971; and Chuck Jura was selected by the Utah Stars in 1972.



1949	Claude Retherford, St. Louis Bombers
1950	Bus Whitehead, Chicago Stag
1951	Bob Pierce, Indianapolis Olympians
1952	Jim Buchanan, Celtics
1954	Bill Johnson, Celtics
1960	Herschell Turner, Syracuse Nationals
1966	Grant Simmons, Bullets
1967	Willie Campbell, SuperSonics
1968	Stuart Lantz, Lakers Tom Baack, Pistons
1970	Jim Brooks, Rockets
1971	Marvin Stewart, 76ers



1990	Eric Johnson, Jazz
1991	Rich King, SuperSonics
1994	Eric Piatkowski, Suns Tony Farmer, Warriors
1996	Erick Strickland, Bucks
1998	Tyronn Lue, Hawks
1999	Venson Hamilton, Rockets Mikki Moore, Nets

HUSKER CENTURY



Three numbers for Nebraska men's basketball and two on the women's side have been retired. Eric Piatkowski was the most recent honoree to have his number retired in 2006.

Entering the 118th year of Husker basketball, the Nebraska program has collected over 1,400 wins and 23 all-time postseason appearances.

The Huskers are looking to build on two of the strongest decades in school history. Nebraska has averaged more than 18 wins per season over the past quarter century, while making 15 postseason tournaments during that span. Thirteen of the school's 25 1,000-point scorers have also played for the Huskers since 1990.



HUSKER PROGRAM QUICK FACTS

- The Cornhuskers own 1,414 all-time victories, including 12 20-win seasons. Nebraska's last 20-win season came in 2007-08, as Coach Doc Sadler led NU to a 20-13 record and the second round of the National Invitation Tournament.
- Nebraska has made 23 appearances in the postseason, including six NCAA berths and 17 trips to the NIT. All but two of the postseason appearances have come since 1980.
- Overall, 25 Huskers have topped the 1,000-point mark in program history, most recently Ryan Anderson in 2010. Herschell Turner was the first to accomplish the feat in 1960.
- Dave Hoppen owns the school record with 2,167 points between 1983 and 1986. He is the only 2,000-point scorer in school history.



1911-12 Nebraska Cornhuskers



Milton "Bus" Whitehead



Eric Piatkowski



Danny Nee, Nebraska's all-time winningest coach

1897-1906

Nebraska posted a 59-26 (.694) record in its first decade of basketball, including three perfect seasons. In those 10 years, the Huskers were coached by Frank Lehmer, T.P. Hewitt, E. Berry, Fred Morrell, Walter Hiltner and R.G. Clapp.

1907-16

The last five teams of the Huskers' second decade all posted winning records. The 1911-12 team won the school's first Missouri Valley Conference title and then repeated as champs in 1912-13 and 1913-14.

1917-1926

Nebraska fashioned its first-ever 20-win season in 1919-20, finishing 22-2 and setting a school record for wins that stood until 1990-91. During the decade, Nebraska was 111-71 (.610) and had six winning campaigns.

1927-1936

NU opened the decade in the Nebraska Coliseum, but finished under .500 at home in 1925-26. In 1928-29, Nebraska joined Missouri, Kansas, Kansas State, Iowa State and Oklahoma to form the Big Six Conference.

1937-1946

Nebraska's record of 65-120 (.351) in the decade was its worst ever. Twice, in 1943-44 and 1944-45, the Huskers mustered only two wins. Sid Held and Don Fitz earned first-team All-Big Six honors in 1940-41.

1947-1956

The Huskers were 102-141 (.420) in the decade. However, the 1948-49 team tied for first in the Big Seven Conference and beat Oklahoma to advance to the NCAA District Tournament. Claude Retherford was a first-team All-Big Seven pick that season and led the team in scoring. In 1949-50, Bus Whitehead earned first-team all-conference honors as Nebraska tied Kansas and Kansas State for the Big Seven championship.

1957-66

The Huskers' 20-5 record in 1965-66 was their first 20-win season since 1919-20. Stuart Lantz, who finished second to KU's Jo Jo White in the Sophomore-of-the-Year balloting, would go on to become a third-round NBA draft pick. For the decade, NU was 102-142 (.418).

1967-1976

Nebraska finished above .500 for the decade with a 147-111 (.570) record. Marvin Stewart was the first player to average 20 points in a season in 1970-71. The Huskers opened the Bob Devaney Sports Center in the 1976-77 season. Jerry Fort earned three straight first-team all-conference awards from 1974 to 1976.

1977-1986

The Cornhuskers posted a 175-119 (.595) record in the decade, including a 15-14 ledger in 1976-77, the first season at the Bob Devaney Sports Center. In 1977-78, the Huskers earned their second postseason tournament bid and first since 1966-67, advancing to the second round of the NIT. NU posted 20 wins twice during the decade (1977-78, 1982-83).

1987-1996

The Huskers enjoyed their most successful decade, winning 20-or-more games five times. Nebraska advanced to the NCAA Tournament four times, won its first-ever Phillips 66 Big Eight Tournament trophy in 1994 and captured the NIT Championship in 1996. For the decade NU was 185-131 (.585).

1997-2006

Nebraska continued its success while starting its second century of play. The Huskers added a pair of 20-win seasons as NU was also one of just 15 schools to appear in nine consecutive postseason tournaments from 1991 to 1999.

2007-2012

Nebraska posted back-to-back winning seasons to open the frame, including adding the program's 12th 20-win campaign. Under Doc Sadler, Nebraska made three postseason appearances. Aleks Maric was an all-conference selection in 2007-08 and the first Husker ever with 1,600 points and 1,000 rebounds. Nebraska joined the Big Ten Conference and played its first season during the 2011-12 campaign.

2012-PRESENT

Tim Miles was named Nebraska's 26th head coach on March 24, 2012, after leading Colorado State to three straight postseason appearances, including the 2012 NCAA Tournament. The Huskers opened Pinnacle Bank Arena in August of 2013.




Joe Cipriano led the Husker basketball program for 17 seasons and finished his NU coaching career with a school-record 253 wins.

"It takes a special person to be able to sell yourself and sell your program. Some people have it and some people don't. Everyone that I know who's met Coach Miles thinks he has it. I like the way he's going after some of the top guys out there to sell himself and sell the program. He's opened the door to some first-tier players and seems ready to take this program to the next level. He has the formula, the staff, the facilities and the backing of the university and the athletic department. Put all that together and everyone feels pretty good about the future direction of the Nebraska program."

- DAVE HOPPEN

Nebraska's all-time leading scorer



Nebraska's winningest team in program history, the 1990-91 Cornhusker squad won 26 games and had a pair of eventual first-round NBA selections.



Dave Hoppen is Nebraska's all-time leading scorer and helped the Huskers to four straight postseason appearances.



Nebraska won the 1994 Big Eight Tournament title on its way to a fourth consecutive NCAA Tournament bid.

ACADEMIC SUCCESS

The success of Nebraska student-athletes reaches far beyond athletic competition. More Husker student-athletes have been selected to CoSIDA Academic All-America teams (307) than any other school in the nation, and Nebraska has produced more NCAA Top Ten Award winners (16) than any other school. As it enters its third season of Big Ten Conference competition in 2013-14, Nebraska continues to set the standard for the approximately 1,400 NCAA member institutions.

ACADEMIC TRADITION GROWS IN 2012-13

Husker student-athletes produced another outstanding year in 2012-13, continuing NU's tradition of academic success. The Huskers added eight CoSIDA Academic All-Americans to their nation-leading total (307) to become the first school in history to reach 300 academic All-Americans. Nebraska's eight academic All-Americans led the Big Ten Conference and ranked among the highest totals in the nation across all divisions. NU maintained its lead of 76 all-time CoSIDA Academic All-Americans over

No. 2 Notre Dame. Since 2000, Nebraska has amassed a nation-leading 117 CoSIDA Academic All-Americans, which would rank in a tie for 13th over the more than 60 years of the academic All-America program. Nebraska has produced at least one academic All-American in 42 consecutive seasons.

Senior I-back Rex Burkhead captured first-team academic All-America honors for the second straight season, while senior linebacker Sean Fisher earned second-team honors for the second straight year. Fisher added a prestigious NCAA Postgraduate Scholarship. While Burkhead and Fisher became the 25th and 26th two-time academic All-Americans in the history of the Husker football program, senior track and field student-athlete Bjorn Barrefors became the first four-time CoSIDA Academic All-American in school history. A six-time All-American as a multi-eventer, Barrefors was Nebraska's Male Student-Athlete of the Year and claimed an NCAA Postgraduate Scholarship. He was joined by 10-time All-American Mara Griva and Morgan Wilken in giving the track team a trio of academic All-Americans. All-America wrestler Josh Ihnen added his second straight academic All-America award, while eight-time gymnastics All-American Emily Wong captured the first academic All-America award of her career.





Gina Mancuso added a first-team CoSIDA Academic All-America award to the Husker volleyball team's nation-leading total of 37, while helping the Huskers to an NCAA Elite Eight appearance on the court. Mary Weatherholt also capped the most brilliant career on and off the court in Nebraska women's tennis history. NU's Female Student-Athlete of the Year earned All-America honors in both singles and doubles, while finishing as the runner-up at the NCAA Singles Championship. For her performances on the court, in the classroom and in the community, Weatherholt claimed the ITA/Cissie Leary National Award for Sportsmanship, one of the top honors in collegiate tennis.


In addition to Nebraska's continued success in creating CoSIDA Academic All-Americans, the Huskers produced a record 705 Nebraska Scholar-Athlete Honor Roll selections during the fall and spring semesters of 2012-13. A total of 188 Huskers were honored as academic All-Big Ten recipients, while 105 NU student-athletes earned degrees in 2012-13.

The Husker basketball team placed three members on the 2012-13 Academic All-Big Ten team, including three-time selection Brandon Ubel along with Trevor Menke and Kye Kurkowski. Ubel was also chosen as basketball's sportsmanship nominee for his contributions on and off the court for Nebraska basketball.

ACADEMIC ALL-AMERICANS

ALL SPORTS AS OF AUGUST 2012

	307
	231
	204
	182



Top left: 2012-13 Nebraska Student-Athletes of the Year Bjorn Barrefors (left) and Mary Weatherholt (right).

Bottom left: Brandon Ubel poses with Director of Athletics Shawn Eichorst after graduation ceremonies. Ubel received his degree in communications in May of 2013 and was a two-year starter for the Huskers.



Top: Andre Almeida received his degree in May of 2013. Since 2001, over 80 percent of Husker basketball players who have finished their eligibility have received their degrees, including all three members of the 2013 senior class.

Bottom: Graduation ceremonies at the Bob Devaney Sports Center in 2012. Graduation ceremonies will now take place in Pinnacle Bank Arena. The first event in the new facility was commencement in August of 2013.

NEBRASKA'S 2012-13 ACADEMIC HIGHLIGHTS

- 307 All-Time CoSIDA Academic All-Americans across all sports (leads nation)
- 104 Football Academic All-Americans (leads all sports, all time)
- 37 Volleyball Academic All-Americans (leads all women's sports, all time)
- 29 Softball Academic All-Americans (No. 2 among all women's sports, all time)
- 35 Men's & Women's Track & Field Academic All-Americans (leads nation since 2002)
- Eight CoSIDA Academic All-Americans (4 first-team, 4 second-team)
 - First-Team: Rex Burkhead (Football), Bjorn Barrefors (Men's Track & Field), Gina Mancuso (Volleyball), Josh Ihnen (Wrestling)
 - Second-Team: Sean Fisher (Football), Mara Griva (Women's Track & Field), Morgan Wilken (Women's Track & Field), Emily Wong (Women's Gymnastics)
- Two NCAA Postgraduate Scholarship Winners (\$7,500)
Sean Fisher (Football), Bjorn Barrefors (Men's Track & Field)
- Big Ten Postgraduate Scholarship Winners (\$7,500)
Conor McDermott (Football), Megan Southworth (Softball)
- Big Ten Medal of Honor Winners
Bjorn Barrefors (Men's Track & Field), Mary Weatherholt (Women's Tennis)
- Big Ten Sportsmanship Award Winners
Rex Burkhead (Football), Emily Wong (Women's Gymnastics)
- 188 Academic All-Big Ten Selections Across All Sports (3.0 GPA)
- School-Record 705 Student-Athletes Honored on the Nebraska Scholar-Athlete Fall and Spring Honor Rolls (3.0 GPA or above)
- 84 Student-Athletes Earned Perfect 4.0 GPAs in either the Fall or Spring Semester
- 105 Student-Athletes Earned Degrees from August 2012 through May 2013 (August 2012-11; December 2012-36; May 2013-58)
- Male Student-Athlete of the Year- Bjorn Barrefors, Men's Track & Field (Computer Science)
- Female Student-Athlete of the Year- Mary Weatherholt, Women's Tennis (Business Administration)
- Men's Herman Award Winner - Men's Golf (3.648 GPA in 2012)
- Women's Herman Award Winner - Women's Tennis (3.793 GPA in 2012)
- Life Skills Team Award Winners - Wrestling, Women's Swimming & Diving

ACADEMIC EXPERIENCE



NEBRASKA'S ATHLETIC/ACADEMIC COUNSELING - A NATIONAL LEADER

From the day student-athletes decide the University of Nebraska is the right place to be, the athletic academic counseling unit provides personal and academic support to ensure that student-athletes will get the most out of their years as Huskers. Featuring one of the most innovative and comprehensive academic support systems in the country, Nebraska is dedicated to helping its student-athletes become outstanding leaders in their chosen fields. The academic support team is comprised of 13 full-time staff members and a tutorial staff of approximately 75 tutors addressing all subject areas.

Academic Counseling

Eight academic counselors and three assistant academic counselors are in place to monitor daily academic progress, receive consistent course feedback, assist with the advising/registration process and monitor continuing eligibility and progress toward graduation. Essentially, academic counselors assist student-athletes in navigating the University of Nebraska system.

Tutorial Support

A tremendous resource for all academic abilities, unlimited tutorial support is available from day one up to college graduation. Subject and mentor tutors help provide academic support and study strategies to be successful. Supplemental Instruction, a sub-component of the tutorial program, provides targeted group review sessions to help ease the transition to college academics while improving study strategies and building academic self-esteem.

Study Hall

Nebraska's study hall program is housed in the D.J. Sokol Enrichment Center within the Student Life Complex. Student-athletes attend a supervised, flex-time study hall that features day, evening and weekend hours. Each student-athlete is required to complete a specific number of study hours each week as determined by their academic counselor and/or coach. In addition, weekly study hall reports

are provided to the coaching staff. Additional performance-based or tutor-based study hall may also be determined by the academic counselor.

Mentoring

Many student-athletes meet with a mentor on a weekly basis to assist in making a smooth transition from high school to college. Mentors collect syllabi, gather and report academic progress information and teach academic success strategies.

Educational Assessments

Assessments are administered upon the request of the student-athlete, academic counselor, or coach to determine student strengths and areas for improvement. Results allow academic counselors to develop a personalized academic support program and to determine if more in-depth testing is warranted. When additional assessments are necessary, referrals are made to a consulting psychologist who conducts the assessments. If it is determined that a student-athlete has a learning disability, appropriate accommodations are made through the Office of Services for Students with Disabilities.

Student-Athlete Orientation

The academic staff coordinates New Student-Athlete Orientation to help newcomers adjust to the multiple demands of being a college student-athlete. Presentations are made by academic counselors, compliance officials, NU faculty and administrators, business/community professionals and student-athletes.

Personal Counseling

Student-athletes will find a supportive and caring environment at Nebraska. Transitional issues, stress management, time management, academic focus and problem resolution are all addressed in a proactive manner throughout the year. If necessary, counseling referrals are also made to designated practitioners.

Computer Resources

Student-athletes enjoy a new state-of-the-art computer lab and technology center with 58 computers and professional supervision. Laptops are also available during team travel. Student-athletes have the benefit of ongoing education and assistance from a full-time computer technician.



LIFE SKILLS

The Nebraska Life Skills program is committed to providing proactive education, resources and support throughout college and beyond, best preparing Husker student-athletes for life after sports. Services foster transition, retention, responsible decision-making, leadership, volunteerism and career development.

Nebraska has long been considered a pioneer in life skills support and programming. In 1998, Nebraska was one of five Division I schools nationally to win the prestigious Program of Excellence Award recognizing a strong commitment to total person development. In 2005, Keith Zimmer, Associate A.D. for Life Skills, was the recipient of the Dr. Gene Hooks Award recognizing him as the top life skills administrator in the country

LIFE SKILLS COMPONENTS

Proactive Education

Husker Life Seminar – All incoming student-athletes complete a 13-week fall semester seminar addressing a variety of life skills topics ranging from leadership to money to relationships and study skills. **Team Workshops** – Campus and community experts facilitate team-specific life skills education workshops. **Student-Athlete Assemblies** – Meetings featuring remarks from nationally recognized life skills trainers.

Personalized Support/Individual Sessions

Resume Development – Each student-athlete is assigned a Life Skills counselor who assists in the creation of a personalized resume for the student-athlete. Periodic follow-up meetings will take place through graduation to ensure a well-rounded college experience and marketability to realize career goals.

Community Outreach

Nebraska student-athletes combine to impact over 100,000 people statewide on an annual basis. **Team Service Requirement** – Each team participates in a minimum of two service projects per year. **School Outreach** – Individuals participate in numerous

school outreach campaigns in both classroom and assembly settings. **Hospital Visits** – Huskers are frequent hospital visitors providing cheer and encouragement to a variety of patients. **Miscellaneous Outreach** – Outreach requests are received daily from the entire state requesting involvement from Husker student-athletes. **Mentoring Programs** – Typically requires one hour of service per week serving as a youth mentor.

Leadership/Citizenship

Life Skills promotes leadership development and provides recognition opportunities for extraordinary citizenship. **Student-Athlete Advisory Committee** – Elected team representatives from each of the 24 sports serve as the “voice” of the entire student-athlete population discussing student-athlete welfare, legislation and service events. **HERO Leadership Award** – Individual recognition to Huskers who have consistently went above and beyond serving as an exemplary role-model. **Heart and Soul Award** – Presented annually to the top senior student-athlete leaders for extraordinary service throughout their college careers. **Life Skills Award of Excellence** – Presented to the single men’s and women’s team with the highest point total in the life skills team competition.

Career Commitment

In addition to the creation of a personalized resume and game plan, the following career resources are available to every Husker. **Student-Athlete Career Fair** – Attended by approximately 25 companies. **Networking Night** – Former Husker student-athletes and other professionals thriving in their chosen career fields share valuable insights with sophomore student-athletes. **Assessments** – On-line assessments to help individuals discover talents and match with a major and career. **Practical Experience** – Programs in place to facilitate shadowing and internship placements. **Job Preparation** – Expert advice on cover letter writing, interviewing skills and evaluating the job offer.

Postgraduate Assistance

Commitment to helping student-athletes pursue postgraduate plans and scholarships. **Career Nights** – Learn from the experts to gain valuable insight on timelines, application procedures, entrance requirements, personal essays and more. **Scholarships** – Seniors in their final season of athletic eligibility can apply for numerous postgraduate awards.



1 Every athlete who letters in a varsity sport and graduates from Nebraska is recognized in the Hall of Distinction.

2 Dylan Talley works assistant academic counselor Caleb Hawley in the Student Life Complex. Senior Associate A.D. Dennis Leblanc and his staff keep track of the Huskers’ classroom performance. Talley earned his degree from Nebraska in August of 2013.

3 Husker athletes, such as Walter Pitchford, routinely participate in Life Skills events outside the classroom and campus, giving the athletes a chance to view the world from a different perspective.

4 Mike Peltz and Benny Parker work with kids at a youth clinic in conjunction with the Sun Bowl Classic in El Paso, Texas.

5 Shavon Shields serves on the Student-Athlete Advisory Committee, providing a voice for Husker student-athletes on campus.

6 Leslee Smith signs autographs for fans at the Huskers’ opening scrimmage at Pinnacle Bank Arena.

LEADING THE WAY

As one of the nation's premier public institutions, the University of Nebraska is committed to undergraduate learning and world-class research. Quality instruction is emphasized in Nebraska's 157 undergraduate majors, which are spread through nine undergraduate colleges.

Nebraska, which officially joined the Big Ten Conference on July 1, 2011, is a member of the Committee on Institutional Cooperation, a consortium of Big Ten universities and the University of Chicago, which has generated unique opportunities for students and faculty by sharing expertise, leveraging resources and collaborating on programs.

The University of Nebraska was chartered by the Nebraska Legislature in 1869 as the state's public university and land-grant institution. Founded in Lincoln, the University of Nebraska was expanded in 1968 into a state educational system now comprising four campuses under the guidance of a Board of Regents and a central administration.

To discover more about the University of Nebraska visit unl.edu. To learn more about Nebraska athletics, visit Huskers.com and ThisIsNebraska.com.





“The Big Ten is a historically prestigious and stable academic community of scholars and students. The Big Ten, known for its athletic prowess, is highly regarded for its academic and research enterprises. There is nothing but upside for UNL to join the Big Ten.”

HARVEY PERLMAN

University of Nebraska Chancellor at the June 11, 2010, press conference announcing UNL’s move to the Big Ten Conference



Opposite Page: The Nebraska Student Union is the meeting place on campus where students can spend a little down time between classes. It has study areas and a food court.

Top right: Love Library is the main library at the University of Nebraska and sits on the southern edge of City Campus.

Middle right: Named for UNL alumni Irene and Winslow Van Brunt, the Van Brunt Visitors Center is located at the gateway to the city campus. The UNL Van Brunt Visitors Center offers resources and information for visitors to the UNL campus, and is utilized extensively for recruiting new students by the UNL Office of Admissions, which has offices and staff located in the building.

Lower right: The Esther L. Kaufmann Center houses the Jeffery S. Raikes School of Computer Science and Management.

Bottom Right: The new, 30,000-square foot Jackie Gaughan Multicultural Center is the nation’s largest multicultural center attached to a student union.



WELCOME TO LINCOLN, NEBRASKA



One of the nation's 75 largest cities, Lincoln features the advantages of an urban setting and is only minutes away from the scenic beauty and wide open spaces of America's Heartland. Home to more than one-quarter of a million people and the third-largest city in the Big Ten Conference, living in Lincoln enables Nebraska student-athletes to enjoy the benefits of city life, while residing in a community that is widely regarded as one of the top places to live in the United States.

- Also known as the Star City, Lincoln sports a population of more than 260,000, making it the third largest city in the Big Ten.
- Lincoln was voted the No. 2 U.S. City in Quality of Life in the Gallup-Healthways Well-Being Index in 2011.
- Forbes.com ranked Lincoln as one of the nation's "Most Livable Cities" while ranking it fifth-best for business and careers in 2010. Forbes also ranked Lincoln as the fifth-safest city in the United States.
- The city of Lincoln consistently lists one of the lowest crime rates in the nation.
- Lincoln's Public School system was recently ranked as one of the top five in the nation by Expansion Management magazine.
- With more than 6,000 acres of parks, including 10 lakes, 11 municipal swimming pools, more than 80 miles of biking and hiking trails and 12 public golf courses, Lincoln offers more park land per capita than any other city in the United States.



Modeled after the Power and Light District in Kansas City, the Railyard sits right across from the front entrance of the new Pinnacle Bank Arena, allowing fans to go to an event and then go out to the outdoor plaza. As part of the entertainment district, an \$800,000 digital screen called the Cube was installed which will display electronic artwork or show movies or sporting events.



The state capital of Nebraska, Lincoln is a growing city that features activities for citizens of all ages and interests. Lincoln is a scenic city including the Sunken Gardens in the middle of town. The Sunken Gardens features an annual floral display of more than 30,000 plants. The Haymarket District is full of entertainment and dining options and is just blocks from campus. The historic state capital building provides the centerpiece of the downtown area, and famed "O" Street provides numerous options for nightlife and entertainment for students.

OMAHA



Nebraska's largest city, Omaha, is less than an hour's drive from Lincoln and has a population of nearly 800,000. Omaha is home to CenturyLink Center (top), TD Ameritrade Park (below), the NCAA College World Series, the world-renowned Henry Doorly Zoo (bottom) and the Joslyn Art Museum (bottom).



PROMINENT PEOPLE WITH NEBRASKA TIES

Grover Cleveland Alexander, Baseball Hall of Fame pitcher • **Fred Astaire, dancer and actor** • Max Baer, boxer • Marlon Brando, Academy Award-winning actor • William Jennings Bryan, U.S. Secretary of State, U.S. Representative, Democratic Party nominee for president 1896, 1900, and 1908 • **Warren Buffett, investor; Forbes Magazine's 2008 Richest Man in the World** • Richard N. Cabela, entrepreneur, founder of Cabela's sporting store • **Johnny Carson, comedian** • Joba Chamberlain, Professional baseball player for the New York Yankees • Dick Cheney, 46th U.S. Vice-president • Brian Duensing, Professional baseball player for the Minnesota Twins • Henry Fonda, Academy Award-winning actor • Bob Gibson, Baseball Hall of Fame pitcher for St. Louis Cardinals • Alex Gordon, Professional baseball player for the Kansas City Royals • **Amy Heidemann, Karmin lead singer** • **Marg Helgenberger, actress** • Peter Kiewit, contractor, investor and philanthropist • Jaime King, actress • Ted Kooser, Poet Laureate of the United States and Pulitzer Prize winner • Larry the Cable Guy, comedian • **Malcolm X, civil rights leader** • Nick Nolte, actor, producer • Edwin Perkins, inventor of Kool-Aid, philanthropist • **Andy Roddick, tennis star, 2003 U.S. Open Champion** • Gale Sayers, Football Hall of Fame running back for the Chicago Bears • Elliott Smith, singer-songwriter • Hilary Swank, 2-time Academy Award-winning actress • **Gabrielle Union, actress** • **James Valentine, Maroon 5 guitarist** • Paula Zahn, Former News anchor for CNN



NEBRASKA'S NATIONAL POWER

One of the nation's premier athletic programs, Nebraska is dedicated to and successful in all 24 of its varsity sports. Nebraska has won a total of 24 team national championships since 1970. In 2012-13, 12 Husker teams finished among the top 25 in their respective sports.

The Husker football team also led a list of 11 Husker squads that advanced to NCAA postseason competition in 2012-13, as Bo Pelini's team made a New Year's Day appearance in the 2013 Capital One Bowl. The national power Husker bowling team won its sixth national championship, while the NU softball team made its seventh trip to the Women's College World Series and recorded its best finish since 2002. The women's basketball team made its second NCAA Sweet 16 trip in four years, while women's tennis made its first-ever NCAA Sweet 16 appearance. Nebraska's volleyball team was one win away from reaching the Final Four, reaching the Sweet 16 for the 29th time in 31 seasons.

During their first season of sand volleyball in the spring, the Huskers finished the year ranked seventh. Nebraska's wrestling team was one of six Big Ten teams to finish in the top 15 at the NCAA Championships, with the Huskers finishing 13th. The NU men's track and field team won its first Big Ten title in 2013 at the conference outdoor meet and then contributed a tie for 15th at the NCAA Outdoor Championships. The rifle team finished seventh at the NCAA Championships while the men's gymnastics team finished 11th at the NCAA Championships.

While Nebraska's teams performed at high levels, individual Husker athletes also earned national honors. Overall in 2012-13, 37 Husker student-athletes combined to capture 53 All-America awards across all sports. As a testament to Nebraska's national recruiting prowess, the All-Americans came to NU from 16 states and four foreign countries.



All-American Mary Weatherholt had a historic run in the NCAA Singles Championship to cap her final year as a Husker. She stormed her way into the championship match with five straight wins before falling to two-time champion Nicole Gibbs of Stanford.

Top: Chad Wright won the shot put at the Big Ten Outdoor Championships and then finished second in the discus at the NCAA Outdoor Championships after winning the NCAA discus title in 2012.

Bottom: The Nebraska men's track and field team captured the 2013 Big Ten Outdoor title. It was the 105th conference title in program history and Head Coach Gary Pepin's 69th conference title dating back to his first Big Eight win in 1981.



NEBRASKA'S TOP 25 NATIONAL FINISHES IN 2012-13

Bowling	1st
Men's Gymnastics	7th
Rifle	7th
Volleyball	7th
Sand Volleyball	7th
Softball	8th
Wrestling	13th
Women's Gymnastics	14th
Men's Outdoor Track & Field	15th (Tie)
Women's Tennis	16th
Women's Basketball	17th
Football	25th

Left: The Nebraska women's bowling team captured its fourth NCAA title since it became an NCAA sport in 2003. Kristina Mickelson, the lone senior on the team, clinched the title with a strike in the second-to-last frame of the sixth game.



Top: Eight-time All-American Emily Wong led the Huskers to their third straight conference title and second straight Big Ten title. Wong was the 2013 Big Ten All-Around champion and added CoSIDA Academic All-America honors.

Bottom: All-America twin sisters Tatum (left) and Taylor Edwards (right) powered the Nebraska softball team to the Women's College World Series in 2013. Tatum earned All-America honors as a pitcher for the Huskers in 2013, while Taylor was an All-America catcher as a freshman in 2011. Both return to rewrite the Husker record books in 2014.

Top: Lindsey Moore (pictured) joined junior forward Jordan Hooper in becoming the first teammates in school history to be named to the AP All-America team in the same season. Moore who was also a finalist for the Nancy Lieberman Award, presented to the nation's top point guard, was a first-round draft pick by the Minnesota Lynx.

Bottom: Spencer Long earned All-America honors in 2012, as he was a second-team selection by the Walter Camp Football Foundation.

HUSKER EQUIPMENT

Nebraska student-athletes are fitted with the finest adidas equipment and clothing as part of the apparel manufacturer's lucrative sponsorship deal with the Nebraska Athletic Department. From head to toe, Husker athletes receive the newest gear to not only look sharp, but to also have the latest technology at their disposal.


Devaney Center Equipment Manager Pat Norris works closely with an on-campus adidas representative to make sure Husker basketball players have everything they need to represent the University in a proper manner. From warmups to workout gear and shoes to winter coats, Norris orders the best fitting, most appropriate gear for the Huskers every season, so they can look their best on and off the court.



Pat Norris
Devaney Center
Equipment Manager



SEASON OUTLOOK



TERRAN PETTEWAY
SOPHOMORE CO-CAPTAIN

- THIS IS NEBRASKA
- OUTLOOK**
- 2013-14 HUSKERS
- COACHES
- ADMINISTRATION
- OPONENTS
- REVIEW
- RECORDS
- HISTORY
- MEDIA

2013-14 NEBRASKA CORNHUSKERS

NUMERICAL ROSTER

No.	VL	Name	Pos.	Ht.	Wt.	Yr.	Hometown (High School/Other School)
0		Tai Webster	G	6-4	194	Fr.	Auckland, New Zealand (Westlake Boys)
1		Deverell Biggs	G	6-0	175	Jr.	Omaha, Neb. (Central/Seward County CC)
2	**	David Rivers	F	6-7	198	Jr.	Little Rock, Ark. (Hall)
3	*	Benny Parker	G	5-9	166	So.	Kansas City, Kan. (Sumner Academy)
4		Nathan Hawkins	G	6-5	198	Fr.	Garland, Texas (Rowlett)
5		Terran Petteway	G/F	6-6	209	So.	Galveston, Texas (Ball/Texas Tech)
10	**	Trevor Menke	G	5-11	183	Jr.	Beatrice, Neb. (Beatrice)
11	**	Jordan Tyrance	G	6-3	202	Jr.	Lincoln, Neb. (Southwest)
12	*	Mike Peltz	G	6-3	202	Sr.	Alliance, Neb. (Alliance/Western Nebraska CC)
14	*	Sergej Vucetic	C	7-1	238	So.	Vrbas, Serbia (Prva Sportska Kosarkaska Gimnazija/AIM [Mich.] Prep)
15	***	Ray Gallegos	G	6-2	182	Sr.	Salt Lake City, Utah (West Jordan)
21		Leslee Smith	F	6-8	255	Jr.	Longlook, British Virgin Islands (Seward County CC/SMU)
23		Nick Fuller	G/F	6-6	198	Fr.	Sun Prairie, Wis. (Sun Prairie)
31	*	Shavon Shields	G/F	6-7	219	So.	Olathe, Kan. (Northwest)
33		Tim Wagner	G	6-3	188	Fr.	Galesville, Wis. (Gale-Ettrick-Trempealeau)
35		Walter Pitchford	F	6-10	234	So.	Grand Rapids, Mich. (East Lansing Summit Christian/Florida)
44	**	Kye Kurkowski	F	6-11	214	Jr.	Grant, Neb. (Perkins County)

ALPHABETICAL ROSTER

No.	VL	Name	Pos.	Ht.	Wt.	Yr.	Hometown (High School/Other School)
1		Biggs, Deverell	G	6-0	175	Jr.	Omaha, Neb. (Central/Seward County CC)
15	***	Gallegos, Ray	G	6-2	182	Sr.	Salt Lake City, Utah (West Jordan)
23		Fuller, Nick	G/F	6-6	198	Fr.	Sun Prairie, Wis. (Sun Prairie)
4		Hawkins, Nathan	G	6-5	198	Fr.	Garland, Texas (Rowlett)
44	**	Kurkowski, Kye	F	6-11	214	Jr.	Grant, Neb. (Perkins County)
10	**	Menke, Trevor	G	5-11	183	Jr.	Beatrice, Neb. (Beatrice)
3	*	Parker, Benny	G	5-9	166	So.	Kansas City, Kan. (Sumner Academy)
12	*	Peltz, Mike	G	6-3	202	Sr.	Alliance, Neb. (Alliance/Western Nebraska CC)
5		Petteway, Terran	G/F	6-6	209	So.	Galveston, Texas (Ball/Texas Tech)
35		Pitchford, Walter	F	6-10	234	So.	Grand Rapids, Mich. (East Lansing Summit Christian/Florida)
2	**	Rivers, David	F	6-7	198	Jr.	Little Rock, Ark. (Hall)
31	*	Shields, Shavon	G/F	6-7	219	So.	Olathe, Kan. (Northwest)
21		Smith, Leslee	F	6-8	255	Jr.	Longlook, British Virgin Islands (Seward County CC/SMU)
11	**	Tyrance, Jordan	G	6-3	202	Jr.	Lincoln, Neb. (Southwest)
14	*	Vucetic, Sergej	C	7-1	238	So.	Vrbas, Serbia (Prva Sportska Kosarkaska Gimnazija/AIM [Mich.] Prep)
33		Wagner, Tim	G	6-3	188	Fr.	Galesville, Wis. (Gale-Ettrick-Trempealeau)
0		Webster, Tai	G	6-4	194	Fr.	Auckland, New Zealand (Westlake Boys)

COACHES AND STAFF

Head Coach:

Tim Miles (University of Mary, 1989)
15-18 in one season at Nebraska; 298-238 in 18 seasons

Assistant Coaches:

Chris Harriman, second season (Augusta State, 2003)
Kenya Hunter, first season (Duquesne, 1996)
Craig Smith, second season (North Dakota, 1996)

Director of Operations: Jayden Olsen

Administrative Coordinator: Teddy Owens

Video Coordinator: Gregory Eaton

Basketball Strength Coach: Tim Wilson

Equipment Manager: Pat Norris

Athletic Trainer: R.J. Pietig



Front Row (L to R): Mike Peltz, Jordan Tyrance, Deverell Biggs, Trevor Menke, Benny Parker, Ray Gallegos, Tim Wagner and Tai Webster.
Back Row (L to R): Nick Fuller, Terran Petteway, David Rivers, Walter Pitchford, Sergej Vucetic, Kye Kurkowski, Leslee Smith, Shavon Shields and Nathan Hawkins.

ROSTER BREAKDOWN

RETURNING STARTERS (3)

Name, Yr., Pos.	Exp.	G-GS	MP-Avg.	FG-FGA (FG%)	3FG-3FGA (3FG%)	FT-FTA (FT%)	Reb.-Avg.	A	TO	B	S	TP-Avg.
Ray Gallegos, Sr., G	3VL	33-33	1237 (37.5)	150-416 (.361)	83-271 (.306)	28-44 (.636)	101-3.1	40	35	13	46	411-12.5
Shavon Shields, So., G/F	1VL	28-19	804 (28.7)	89-189 (.471)	14-39 (.359)	48-71 (.676)	144-5.1	25	47	8	23	240-8.6
David Rivers, Jr., F	2VL	33-17	829 (25.1)	74-181 (.409)	6-23 (.261)	32-56 (.571)	112-3.4	24	19	14	14	186-5.6

RETURNING LETTERWINNERS (9)

Name, Yr., Pos.	Exp.	G-GS	MP-Avg.	FG-FGA (FG%)	3FG-3FGA (3FG%)	FT-FTA (FT%)	Reb.-Avg.	A	TO	B	S	TP-Avg.
Benny Parker, So., G	1VL	33-16	681 (20.6)	31-87 (.356)	2-13 (.154)	24-36 (.667)	44-1.3	69	43	2	24	88-2.7
#-Mike Peltz, Sr., G	1VL	14-0	213 (15.2)	4-14 (.286)	2-3 (.667)	6-12 (.500)	29-2.1	17	15	0	1	16-1.1
#-Jordan Tyrance, Jr., G	2VL	23-0	120 (5.2)	8-23 (.348)	0-5 (.000)	7-9 (.778)	24-1.0	4	9	2	2	23-1.0
Sergej Vucetic, So., C	1VL	11-0	18 (1.6)	4-6 (.667)	0-0 (.000)	0-3 (.000)	2-0.2	0	0	0	0	8-0.7
#-Kye Kurkowski, Jr., F	2VL	6-0	9 (1.5)	1-1 (1.000)	0-0 (.000)	0-0 (.000)	2-0.3	0	1	0	0	2-0.3
#-Trevor Menke, Jr., G	2VL	15-0	65 (4.3)	1-8 (.125)	1-5 (.200)	1-2 (.500)	2-0.1	5	1	0	1	4-0.3

LETTERMEN LOST (4)

Name, Pos.	Exp.	G-GS	MP-Avg.	FG-FGA (FG%)	3FG-3FGA (3FG%)	FT-FTA (FT%)	Reb.-Avg.	A	TO	B	S	TP-Avg.
Dylan Talley, G	2VL	33-33	1173 (35.5)	161-433 (.372)	51-149 (.342)	80-108 (.741)	157-4.8	81	71	8	30	453-13.7
Brandon Ubel, F	4VL	31-30	1022 (33.0)	129-269 (.480)	6-29 (.207)	93-116 (.802)	209-6.7	49	63	24	19	357-11.5
Andre Almeida, C	2VL	29-17	422 (14.6)	56-114 (.491)	0-0 (.000)	21-35 (.600)	97-3.3	11	27	32	6	133-4.6
Max Ritchie, G	1VL	5-0	7 (1.4)	0-0 (.000)	0-0 (.000)	2-2 (1.000)	1-0.2	0	0	0	1	2-0.4

REDSHIRTS (3)

Name, Pos.	Yr.-Exp.	Ht.	Wt.	Hometown (Last School)	Career Stats/Highlights
Deverell Biggs, G	Jr.-RS	6-0	175	Omaha, Neb. (Seward [Kan] CC)	1st-team NJCAA All-American/14.6 ppg, 3.1 apg., 3.3 spg, 3.7 rpg./Jayhawk West & Region VI POY
Terran Petteway, G/F	So.-TR	6-6	209	Galveston, Texas (Texas Tech)	Played in 27 games, averaging 3.3 ppg, 2.1 rpg/2x all-state performer who averaged 27 ppg, 9 rpg, 3.5 apg
Walter Pitchford, F	So.-TR	6-10	234	Grand Rapids, Mich. (Florida)	Played in 13 games at Florida; Averaged 17.4 ppg, 9.5 rpg and 4.5 bpg at East Lansing Summit Christian

NEWCOMERS (5)

Name, Pos.	Yr.-Exp.	Ht.	Wt.	Hometown (Last School)	Career Stats/Highlights
Nathan Hawkins, G	Fr.-HS	6-5	198	Garland, Texas (Rowlett)	16.4 ppg, 7.1 rpg as senior; District offensive player of year; Ranked as one of country's top 250 players
Leslee Smith, F	Jr.-JC	6-8	255	Longlook, B.V.I. (Seward County CC)	8.3 ppg, 6.6 rpg at Seward County CC; Helped team to 25-8 record and Jayhawk West title in 2013
Nick Fuller, G/F	Fr.-HS	6-6	198	Sun Prairie, Wis. (Sun Prairie)	Finalist for Mr. Basketball in Wisconsin; 25.0 ppg, 11.0 rpg, 2x all-state pick who scored 1,938 points
Tai Webster, G	Fr.-HS	6-4	194	Auckland, New Zealand (Westlake Boys HS)	Starter for New Zealand National Team; 13.5 ppg at 2012 FIBA World Olympic Qualifying Tournament
Tim Wagner, G	Fr.-HS	6-3	188	Galesville Wis. (Gale-Etrick-Trempealeau)	Averaged 23.8 ppg as a senior; 3-year starter who totaled 1,354 points, 249 rebounds and 280 assists

BASKETBALL QUICK FACTS

Head Coach Tim Miles (University of Mary, 1989)
 Assistant Coaches..... Chris Harriman (Augusta State, 2003)
 Kenya Hunter (Duquesne, 1996)
 Craig Smith (North Dakota, 1996)
 Strength Coach Tim Wilson
 Director of Basketball Operations Jayden Olson
 Video Coordinator Gregory Eaton
 Administrative Coordinator Teddy Owens
 Athletic Trainer R.J. Pietig
 Equipment Manager Pat Norris
 Men's Basketball Administrative Asst..... Kim Whitmore
 Associate Media Relations Director/MBB Contact
 Shamus McKnight
 Basketball Office Phone..... (402) 472-2265
 Basketball Office Fax..... (402) 472-2575
 Basketball Office Mailing Address
 236 Hendricks Training Complex,
 P.O. Box 880611, Lincoln, NE 68588-0611

TEAM INFORMATION

2012-13 Record 15-18 (11-7 H, 2-10 A, 2-1 N)
 Big Ten Record (Finish) 5-13 (10th)
 Big Ten Championship 1-1,
 def. Purdue, 57-55; lost to Ohio St., 50-71
 Postseason.....None
 Starters Returning/Lost3/2
 Lettermen Returning/Lost.....9/4
 Newcomers..... 5

ROSTER BY STATE/COUNTRY

Arkansas (1):
 David Rivers
Kansas (2):
 Benny Parker, Shavon Shields
Michigan (1):
 Walter Pitchford
Nebraska (5):
 Deverell Biggs, Kye Kurkowski, Trevor Menke,
 Mike Peltz, Jordan Tyrance
Texas (2):
 Nathan Hawkins, Terran Petteway
Utah (1):
 Ray Gallegos
Wisconsin (2):
 Nick Fuller, Tim Wagner
New Zealand (1):
 Tai Webster
Serbia (1):
 Sergej Vucetic
British Virgin Islands (1)
 Leslee Smith

ROSTER BY CLASS

Seniors (2)
 Ray Gallegos, Mike Peltz
Juniors (6)
 Deverell Biggs, Kye Kurkowski, Trevor Menke,
 David Rivers, Leslee Smith, Jordan Tyrance
Sophomores (5)
 Benny Parker, Terran Petteway, Walter Pitchford,
 Shavon Shields, Sergej Vucetic
Freshman (4)
 Nick Fuller, Nate Hawkins, Tai Webster, Tim Wagner

PRONUNCIATION GUIDE

Ray Gallegos GUY-eh-goes
 Trevor Menke Men-key
 Terran Petteway..... tur-RAHN PET-eh-way
 Jordan Tyrance ty-RANCE
 Shavon Shields..... sha-VON
 Sergej Vucetic.....SIR-gay vu-che-tich
 Tai Webster..... Tie

THIS IS NEBRASKA
 OUTLOOK
 2013-14 HUSKERS
 COACHES
 ADMINISTRATION
 OPPONENTS
 REVIEW
 RECORDS
 HISTORY
 MEDIA

HUSKERS LOOK TO MAKE JUMP IN 2013-14



Ray Gallegos led the Big Ten in 3-pointers per game in 2012-13, while his 83 3-pointers ranked second on Nebraska's single-season chart.

In Tim Miles' first season, the Nebraska basketball team exceeded most pundits' predictions. With a depleted roster which featured two of the top nine scorers from the previous year and just eight recruited scholarship players, many experts thought the Huskers would be lucky to reach double figures in wins.

Just as he had done at his previous coaching stops, Miles began the Huskers' turnaround in his first season at the helm. Nebraska showed improvement throughout the year and finished by playing at a much higher level, posting wins over postseason qualifiers Iowa, Minnesota and Purdue in its last seven contests. When the dust had settled, the Huskers improved their win total from 12 to 15, while playing one of the nation's most difficult schedules.

Equally important as the wins and losses was establishing a culture around the program, and as the second season dawned for Miles, the culture has started to be ingrained in the veteran players.

"There is no doubt that the guys who have been in the program are clearly ahead of the guys in year one," Miles said. "They play harder and longer and are able to push themselves to the degree necessary to be successful. You can see an effect and a very positive one when it comes to playing hard and competing well. I've been pleased with our returners so far.

While the Huskers return three starters and nine letterwinners, the biggest anticipation around the program is for the eight players who will don the Husker uniform for the first time in 2013-14. Over the last 18 months, Miles has completely retooled Nebraska's roster, and of the 12 scholarship players on the Husker roster, 10 are in their first or second year in the program.

"We have a group of guys who have been through it,

but we have a group who may be our most impactful guys that have very little experience at this level. I think it will be interesting how quickly we can overcome that inexperience factor."

Miles believes his 2013-14 Huskers would be poised for a leap similar to his second North Dakota State team which improved from 11 to 20 wins, but also understands that the strength and depth of the Big Ten makes it an exceptional challenge.

"It is hard to gauge how big a spike we can make because it is going to come down to if we are healthy, how well do we execute in critical times, how well we defend and rebound in critical times because only three or four mistakes can really cost you a game in the Big Ten," Miles said. "It is going to come down to a lot of little things for this team, and attention to detail is really important."

With such a young team, finding leaders will be vital for both short- and long-team success. Developing individuals who can step into the leadership void left by Brandon Ubel and Dylan Talley will be one of the early focal points. During the summer, senior Ray Gallegos and sophomores Shavon Shields and Terran Petteway started to emerge.

"Leadership is a lot easier to recruit than to develop and it is better when you have guys with those innate abilities coming in and taking charge of a situation," Miles said. "Ray, Terran and Shavon were voted captains, and it shows the players believe in those guys to be the voice with their coaches and that is a good start for leadership. Those are three guys that have stood out, and we know now we can foster and nurture their leadership skills."

Despite being undersized in the frontcourt, Miles believes that this group will be more similar to his later Colorado State teams than the Husker team that struggled

to put points up.

"I think this group will be able to make plays. Last year, we weren't able to make plays," Miles said. We could not score consistently, and we didn't get to the foul line. We need to be on the attack and be aggressive, but there is also a lot of risk as well. It should be a fun year, and I think it will be a group that people like watching."

The other change around Husker basketball is the facility itself, as Nebraska moves into the 15,000-seat Pinnacle Bank Arena in downtown Lincoln. Season tickets sold out in May, smashing school records in the process and building anticipation for the 2013-14 campaign.

"We are truly excited about moving into Pinnacle Bank Arena," Miles said. "It is going to be a state-of-the-art, unbelievable environment. Fans are going to love the experience of being in the arena. It is our job to put a product on the floor that is exciting to watch and easy to root for. We need our fans. Our fans have stepped up and bought tickets, and now we need them to show up, be loud, be proud, stand up and don't worry about the ushers telling you to sit down. We want to make this a difficult place for every opponent to play in."

FRONTCOURT

One area which could see significant changes from last season is the Husker frontcourt, primarily with the graduation of seniors Brandon Ubel and Andre Almeida. Ubel led the Huskers and ranked seventh in the Big Ten in rebounding (6.7 rpg) and also ranked in the top 20 of the conference in scoring (11.5 ppg). Almeida averaged 4.6 points, 3.3 rebounds and 1.1 blocks per game in 2012-13.

Nebraska will have some options in the paint, including returnees David Rivers, Sergej Vucetic and Kye Kurkowski as well as transfer Walter Pitchford and junior college transfer Leslee Smith.

Rivers is the Huskers' most experienced returning frontcourt player, as he averaged 5.6 points and 3.4 rebounds per game as a sophomore. The 6-foot-7 forward started NU's final 17 contests and showed flashes of his potential, reaching double figures three times in Big Ten action, highlighted by an 18-point, six-rebound effort at Michigan State and a 13-point, six-rebound performance against Ohio State. The 6-foot-7 Rivers has added 30 pounds since arriving on campus three years ago and could play either of the frontcourt spots.

"He was a slender guy coming in and that was a hard adjustment for him to make. It was never really required of him before, and now in the Big Ten, you don't survive unless you can play in a physical manner," Miles said. "David has really made an effort to improve that part of his game, and we have seen the improvements in practice. David is a critical part of us moving forward, and he is going to need to play and play well."

Vucetic is an intriguing prospect, as the 7-foot-1 sophomore from Vrbas, Serbia, saw limited duty as a freshman. He played just 11 minutes in 18 games, but showed a solid shooting touch, hitting 4-of-6 shots from the floor. Vucetic, who is the tallest Husker in two decades, has added much-needed strength and could put himself in line for more playing time in 2013-14.

"Sergej continues to develop and you can see his improvement from last year," Miles said. "He is not a prototypical 7-1 low post back to the basket guy. He's a face-up guy who can consistently knock down shots from 15 to 17 feet. As he increases his movement and strength, he can contribute for us."

A walk-on, Kurkowski appeared in six games last year,

totaling two points and two rebounds in nine minutes of action. The 6-foot-11 junior will provide depth for the Huskers up front.

One Husker who is excited to show what he can do is sophomore forward Walter Pitchford. The 6-foot-10, 234-pounder sat out all season after transferring from the University of Florida. As a freshman two years ago, he played in 13 games in helping UF reach the Elite Eight. Pitchford averaged 17.4 points, 9.5 rebounds and 4.5 blocks per game at East Lansing (Mich.) Summit Christian Academy. His quickness and athleticism could pose problems for opposing frontcourts.

“Walt has a chance to be a dynamic player for us,” Miles said. “He can be an impactful guy because he can fill up a stat sheet. He can score, rebound, block shots and his activity level is really good. His lack of experience will be the biggest thing he has to overcome, but he is going to be on the floor for us.”

Smith looks to provide a physical presence for the Huskers. The 6-foot-8, 255-pounder played at Seward County CC last season, averaging 8.3 points and 6.6 rebounds per game in helping the school to the Region VI semifinals. He began his career at SMU, where he played in 25 games after recovering from ACL surgery in March of 2011. Smith will be counted on inside, especially during the rugged Big Ten slate.

“Leslee has been injured a little in the fall, and we have worked to maintain his health early,” Miles said. “He is a guy who is powerful and moves well, and I am curious to see how his development progresses. His quickness will help us in screen-and-roll defense, which is critical in late-game situations.”

WINGS

Nebraska should be stronger at the wing, as the four-man quartet is led by sophomore Shavon Shields, who may have been the Huskers’ best player during last year’s Big Ten Tournament. Junior walk-on Jordan Tyrance adds depth to the spot, while the Husker coaches have high hopes for sophomore Terran Petteway and true freshman Nick Fuller, as they could play major roles in the Huskers’ fate this year.

Shields recovered from a preseason elbow injury and became instrumental in the Huskers improvement in 2012-13. The 6-foot-7 sophomore was fourth on the team in scoring (8.6 ppg) and second in rebounding (5.1) while his numbers continued to improve during Big Ten play. He was among the Big Ten freshmen leaders in scoring, rebounding, field goal percentage, 3-point shooting and steals in conference action. A two-time Big Ten Freshmen of the Week, Shields erupted for a career-high 29 points in a win at Penn State and averaged a team-high 16.5 ppg on 61 percent shooting during the Big Ten Tournament. In all, he led NU in scoring three times and rebounding eight times, including a 19-point, 13-rebound effort against Michigan State. He spent part of his summer with the Denmark U-20 National Team, helping them to the 2013 Nordic Championship, including a 14-point effort in the final game against Finland. With a year under his belt, Shields will be counted on as one of the Huskers’ leaders in 2013-14.

“Shavon is a go-to guy for us and will have an excellent career at Nebraska and in the Big Ten,” Miles said. “He is about the right things. He competes well and is a team guy. He is a really good player and a good leader. He has improved almost every facet of his game and his learning curve is really good.”

One benefit of the Huskers’ lack of depth last season was that opportunities were plentiful, and Tyrance, a junior walk-on, found his way into the rotation. Though undersized at 6-foot-3, 195-pounds, he was one of NU’s primary frontcourt backups and appeared in 23 games, including 14

Big Ten contests. He put in his best two-game stretch when Brandon Ubel was sidelined with an elbow injury, posting career highs in points (10), rebounds (seven) and minutes (21) in a loss to Purdue. Tyrance gives Miles valuable depth and experience at a crucial position.

“Jordan has a chance to play some minutes for us,” Miles said. “He is an athletic player and very active on the offensive glass. He worked hard at his game over the summer and was in the gym a lot. He’s going to have some opportunities to get on the floor and help us out.”

Petteway took advantage of having to sit out last year after transferring from Texas Tech, impressing the coaching staff with his tenacity and work ethic. His hard work was rewarded, as he was chosen as the team’s Lifter of the Year at the end of the season, and Petteway hopes the 10 pounds of muscle he added since arriving on campus will pay dividends on the court. Two years ago, he played in 27 games as a true freshman at Texas Tech, making 11 starts and averaged 3.3 points and 2.1 rebounds per game. Petteway had a season-high 13 points against DePaul and grabbed 10 rebounds in an overtime loss to Texas. He was a prolific scorer at Galveston Ball High School, averaging 27 points and nine rebounds per game en route to District MVP honors. Petteway has the ability to excel in the Huskers’ motion offense, where his quickness and ability to get to the basket should pay dividends.

“Terran is a relentless competitor, and I don’t think there is anyone that has worked harder in our program,” Miles said. “When he was on scout team last year, there were many days where he was the best player in our gym, and when your best player is also your hardest worker, usually

RETURNING TEAM STATS

Pct. of scoring.....	50.9 (978/1,923)
Pct. of rebounds.....	44.2 (460/1041)
Pct. of field goals made.....	51.1 (362/708)
Pct. of field goals attempted.....	53.1 (925/1,741)
Pct. of 3-point FG made.....	65.5 (108/165)
Pct. of 3-point FG attempted.....	66.9 (359/537)
Pct. of free throws made.....	42.7 (146/342)
Pct. of free throws attempted.....	47.2 (234/494)
Pct. of assists.....	56.6 (184/325)
Pct. of steals.....	66.5 (111/167)
Pct. of blocked shots.....	37.9 (39/103)
Pct. of minutes.....	60.2 (3,976/6,600)

RETURNING STAT LEADERS

Points per game.....	Ray Gallegos – 12.5
Rebounds per game.....	Shavon Shields – 5.1
Assists per game.....	Benny Parker – 2.1
Steals per game.....	Ray Gallegos – 1.4
Blocked Shots per game.....	David Rivers – 0.4
Games Started.....	Ray Gallegos/David Rivers – 33
Minutes Played.....	Brandon Ubel – 1,237
Field Goals Made.....	Ray Gallegos – 150
Field Goal Pct.....	Shavon Shields – 47.1
Free Throws Made.....	Shavon Shields – 48
Free Throw Pct.....	Shavon Shields – 67.6
3-Pointers Made.....	Ray Gallegos – 83
3-Point Field Goal Pct.....	Shavon Shields – 35.9

NOTE: All statistics based on returning player stats and percentage of overall team totals from 2012-13.



Shavon Shields was among Big Ten freshman leaders in scoring (8.6), rebounding (5.1) and steals (0.8).



David Rivers made 17 starts at forward as a sophomore and averaged 5.6 points and 3.4 rebounds per game.

good things follow. He is also in it for the right reasons, as he cares about his teammates and is a perfectionist."

Fuller comes to Nebraska after a decorated high school career and gives the Huskers a scoring wing. The 6-foot-6, 198-pounder averaged 25.0 points and 11.2 rebounds per game and was a finalist for Mr. Basketball in the state of Wisconsin. Fuller, who was ranked among the top 150 seniors in the nation last season, has a deft shooting touch and scored 1,940 points during his high school career. A two-time all-state pick, Fuller totaled 30 or more points 15 times during his high school career and was rated by ESPN.com as the No. 21 small forward nationally in the class of 2013.

"Nick is a tremendous shooter," Miles said. "For him the biggest thing is acclimating to the speed of the game. He is a guy who could play a couple of spots for us and one of the things we looked for with our newcomers is to get more size on the perimeter because you need that in the Big Ten."

BACKCOURT

One of the deepest areas on the team could be the Husker backcourt, despite losing honorable-mention All-Big 12 performer Dylan Talley to graduation. Fifth-year senior Ray Gallegos highlights the returnees after starting all 33 games a year ago, while Benny Parker, Mike Peltz and Trevor Menke each played in at least 14 games. A trio of newcomers, including junior college guard Deverell Biggs and freshmen Tai Webster and Nathan Hawkins, should play prominent roles for the Huskers in 2013-14.

The returnee who may have benefitted the most from Miles' guard-friendly offense was Gallegos, who averaged 12.5 points per game last year after averaging less than three points a game in 2010-11, his last season of action. Gallegos reached double figures 21 times as a junior, including a career-high 30-point game at Minnesota, which was one of six games of at least 20 points. The 6-foot-2 guard led the Big Ten in both 3-pointers (2.5 per game) and minutes played (37.5 mpg), but also was a factor on the defensive end with 1.4 steals per game to rank eighth in that

category. His 83-3-pointers on the season ranked second in school history after he made just 21 3-pointers in his first two seasons. One benefit of having more depth this year, is that Gallegos, who played a school-record 1,237 minutes in 2012-13, could be fresher down the stretch.

"I'm proud of Ray. I've known him for a long time and to see his development, not only as a young person, but to see his confidence grow and his playing ability improve has been really fun to watch," Miles said. "He is understanding the game better and better and has worked to expand his game and not be one-dimensional. Ray is such a good athlete, and now he is using his gifts to his advantage and you see him doing it more and more."

Parker had his feet thrown into the fire as a true freshman, appearing in all 33 games and making 16 starts on the year. He became the first true freshman to start an opener for the Huskers in four seasons and was a solid performer. Parker dished out 69 assists and led NU in assists on 11 occasions, as he averaged 21 minutes per game. The 5-foot-9 guard found a role as a change-of-pace guard for the Huskers down the stretch, finishing the year with a 1.6-to-1 assist-to-turnover ratio and did not commit a turnover in his final 81 minutes of action. Parker has worked hard on the offensive end in the offseason, where he averaged just 2.7 points per game on 36 percent shooting, and could fill a number of roles for the Huskers as a sophomore.

"I love the way that Benny goes out and competes on defense," Miles said. He is a spark plug for us and he provides some transition offense because he is so fast. He has worked hard on his shooting and its been improved in practice and we hope it translates into games."

Peltz walked on to the squad at the start of practice in 2012-13 and became a solid contributor during the first half of the year before he was sidelined with a knee injury. The 6-foot-2 senior played in 14 games and was a spark off the bench, averaging 2.1 rebounds and 1.1 points per game. Peltz underwent knee surgery in late January and has been eased back into practices this fall.

"Mike possesses a lot of toughness and has worked his

butt off in getting back after knee surgery," Miles said. "He is willing to do anything to help the team, and you love the attitude he brings to our gym."

Another walk-on who earned playing time last season was Menke, as the 5-foot-10 junior guard saw action in 15 games, totaling four points and five assists. Menke did a good job running the offense in a reserve role, as he did not commit a turnover in 64 minutes of action. Menke dished out a career-high three assists against Nebraska-Omaha and had two assists in five minutes of work in a win over Northwestern.

Although technically not a newcomer, Biggs will see his first action at Nebraska after redshirting in 2012-13. The 6-foot guard gives the Huskers an exciting dimension with his scoring and playmaking. The first player Tim Miles signed after taking the Husker job, Biggs was a first-team NJCAA All-American at Seward (Kan.) County Community College in 2011-12, averaging 14.6 points, 3.1 assists, 3.3 steals and 3.7 rebounds per game to help the school to a third-place national finish. Biggs honed his craft at Omaha Central, where he was a two-time first-team All-Nebraska performer. He was the unanimous 2010 Nebraska High School Player of the Year as a senior, when he averaged 21.8 points and 4.8 rebounds per game in guiding the Eagles to a state crown. With a year in the system to acclimate to Division I basketball, Biggs has the talent to quickly make an impact for the Huskers.

"Deverell has really practiced well for us this fall," Miles said. "He is a true playmaker who can score and find teammates. He sometimes tries to make the highlight play, but the game will slow down for him with more experience. He's been waiting for this opportunity for a long time, and I think he will get better and better as we go on."

Webster has the potential to be a difference maker in the Husker backcourt in his first year in the program. The 6-foot-4 guard was the youngest player in the National Basketball League in his native New Zealand, but averaged 18.5 points, 3.9 rebounds and 4.4 assists per game. A member of his country's national team at age 17, Webster competed against some of the best basketball talent in the world at the 2012 World Olympic Qualifying Tournament, where he averaged 13.5 points per game while shooting 53 percent from the floor. He also led New Zealand in scoring against both Brazil and Greece in pretournament competition.

"Tai has a lot of talent, and he is definitely a Big Ten player with a bright future," Miles said. "He is a crafty player and finds ways to score, and he wants to get better. I think he can be more aggressive, and as he starts doing that, I think good things will happen for him and for us."

Hawkins is another freshman who could make contributions early for the Huskers. At 6-foot-5, he brings more size to the Husker backcourt and was one of the top 250 seniors in the country by various recruiting services. Hawkins, who was one of three Division I signees from Rowlett High School last year, averaged 16.4 points and 7.1 rebounds per game in helping the program to a 22-9 record.

"Nate is a guy who knows how to make plays," Miles said. "Not only can he score, but reads screens well and can play off the ball. When he has the ball in his hand, he has the ability to find the open man or score. Like most freshmen, he has to get stronger and work on defense at this level, but he is on an upward track and his development will be critical for our success."

The other newcomer to the Husker program is walk-on Tim Wagner, who hails from Galesville, Wis. As a senior Wagner averaged 23.8 points per game at Gale-Ettrick-Trempealeau High School and led them to a 20-5 record. Wagner, who is an excellent shooter, suffered a fractured ankle in early October and will miss the 2013-14 season.

2013-14 SCHEDULE

Date	Opponent	Location	Time	Television/Internet
Monday, Nov. 4	Nebraska-Kearney (exhibition)	Pinnacle Bank Arena	7 p.m.	BTND
Friday, Nov. 8	Florida Gulf Coast	Pinnacle Bank Arena	8 p.m.	BTN
Tuesday, Nov. 12	Western Illinois	Pinnacle Bank Arena	7 p.m.	BTND
Sunday, Nov. 17	South Carolina State	Pinnacle Bank Arena	2 p.m.	BTND
Thurs.-Sun., Nov. 21-24	at Charleston Classic	Charleston, S.C.		
Thursday, Nov. 21	vs. UMass	Charleston, S.C.	11:30 a.m.	ESPN3
Friday, Nov. 22	vs. New Mexico or UAB	Charleston, S.C.	11 a.m./1:30 p.m.	TBA
Sunday, Nov. 24	vs. TBA (Clemson, Davidson, Georgia, Temple)	Charleston, S.C.	TBA	TBA
Saturday, Nov. 30	Northern Illinois	Pinnacle Bank Arena	Noon	BTND
Wednesday, Dec. 4	Miami	Pinnacle Bank Arena	8:30 p.m.	ESPNU
Sunday, Dec. 8	at Creighton	Omaha, Neb.	5 p.m.	Fox Sports 1
Saturday, Dec. 14	Arkansas State	Pinnacle Bank Arena	3 p.m.	BTN
Saturday, Dec. 21	The Citadel	Pinnacle Bank Arena	7:30 p.m.	BTND
Saturday, Dec. 28	at Cincinnati	Cincinnati, Ohio	3 p.m.	ESPN2
Tuesday, Dec. 31	at Iowa #	Iowa City, Iowa	6 p.m.	BTN
Saturday, Jan. 4	at Ohio State #	Columbus, Ohio	11 a.m.	BTN
Thursday, Jan. 9	Michigan #	Pinnacle Bank Arena	8 p.m.	ESPN/ESPNU
Sunday, Jan. 12	at Purdue #	West Lafayette, Ind.	11 a.m./3:30 p.m.%	BTN
Monday, Jan. 20	Ohio State #	Pinnacle Bank Arena	6 p.m.	BTN
Thursday, Jan. 23	at Penn State #	University Park, Pa.	7 p.m.	ESPNU
Sunday, Jan. 26	Minnesota #	Pinnacle Bank Arena	5 p.m.	BTN
Thursday, Jan. 30	Indiana #	Pinnacle Bank Arena	7:15 p.m.	BTN
Wednesday, Feb. 5	at Michigan #	Ann Arbor, Mich.	5:30 p.m.	BTN
Saturday, Feb. 8	at Northwestern #	Evanston, Ill.	Noon	ESPNU
Wednesday, Feb. 12	Illinois #	Pinnacle Bank Arena	8 p.m.	BTN
Sunday, Feb. 16	at Michigan State #	East Lansing, Mich.	2 p.m.	BTN
Thursday, Feb. 20	Penn State #	Pinnacle Bank Arena	6 p.m.	ESPNU
Sunday, Feb. 23	Purdue #	Pinnacle Bank Arena	11 a.m./3 p.m. !	CBS/BTN
Wednesday, Feb. 26	at Illinois #	Champaign, Ill.	8 p.m.	BTN
Saturday, March 1	Northwestern #	Pinnacle Bank Arena	4 p.m.	ESPNU
Wednesday, March 5	at Indiana #	Bloomington, Ind.	6 p.m.	BTN
Sunday, March 9	Wisconsin #	Pinnacle Bank Arena	4:15/6:30 p.m. ^	BTN
Thurs.-Sun., March 13-16	at Big Ten Tournament	Indianapolis, Ind.		
Thursday, March 13	vs. TBA (B1G 1st Round)	Indianapolis, Ind.	TBA	ESPN/2/BTN
Friday, March 14	vs. TBA (B1G Quarterfinals)	Indianapolis, Ind.	TBA	ESPN/BTN
Saturday, March 15	vs. TBA (B1G Semifinals)	Indianapolis, Ind.	TBA	CBS
Sunday, March 16	vs. TBA (B1G Championship)	Indianapolis, Ind.	TBA	CBS
at NCAA Tournament				
Tues.-Wed., March 18-19	First Four	Dayton, Ohio	TBA	TruTV
Thurs.-Sun., March 20-23	Second/Third Rounds	Various Sites	TBA	CBS, TBS, TNT, TruTV
Thurs.-Fri., March 27-28	NCAA Regional Semifinals	Various Sites	TBA	CBS, TBS
Sat.-Sun., March 29-30	NCAA Regional Finals	Various Sites	TBA	CBS, TBS
Saturday, April 5	National Semifinals	Arlington, Texas	TBA	TBS
Monday, April 7	National Championship Game	Arlington, Texas	TBA	CBS

All times listed are Central; dates and times subject to change. All games carried on the Husker Sports Radio Network and on Huskers.com # - Big Ten Conference games; % - Game time determined no later than Dec. 30; ! - Big Ten Wildcard Weekend - Game times determined no later than Feb. 3; ^ - Big Ten Wildcard Weekend - Game times determined no later than March 3

REGULAR-SEASON SCHEDULE NOTES

◆ The Huskers will play seven teams who finished in the final Top 25 of the final Associated Press poll, including Indiana (fourth), Miami (fifth), Ohio State (seventh), Michigan State (ninth), Michigan (tied, 10th), Wisconsin (18th) and Creighton (22th). In addition, NU could face New Mexico (tied, 10th) in the second round of the Charleston Classic.

◆ Nebraska will welcome five teams (Florida Gulf Coast, Miami, Michigan, Indiana and Ohio State) that reached the NCAA Sweet 16 in its first season at Pinnacle Bank Arena.

◆ Massachusetts is the only first-team opponent on the Huskers' 2013-14 schedule, as the two teams will meet in the opening round of the Charleston Classic. In addition, the only other team that NU could face for the first time is Clemson in the Charleston Classic, but both teams are on the opposite sides of the bracket.

◆ Nebraska will break its single-game home attendance record in the season opener, as over 15,000 season tickets have been sold for the upcoming season. The Huskers' single-game record is 15,038 against Oklahoma State on Feb. 7, 1981.

◆ The Charleston Classic is the first of three ESPN-sponsored events that the Huskers will compete in over the next three seasons. In 2014-15, Nebraska will be in the Diamond Head Classic in Honolulu, while participating in the Wooden Legacy in 2015-16.

◆ Nebraska's single-plays in Big Ten action this season are Iowa (away), Michigan State (away), Minnesota (home) and Wisconsin (home).

◆ The Big Ten Tournament returns to Bankers Life Fieldhouse in 2014 after last year's event in Chicago. It will return to Chicago in 2015.

NEBRASKA COMPLIANCE GUIDELINES

COMMITMENT TO COMPLIANCE

On behalf of the University of Nebraska student-athletes, coaches and Athletics Department staff, I would like to express my appreciation for your continued support of our entire athletics program.

The University of Nebraska is known for its loyal, passionate, and knowledgeable fans. It is this type of fervent support that not only assists Nebraska student-athletes in reaching their full potential on and off the playing field, but also draws the next generation of student-athletes to our campus. However, as a University of Nebraska booster, please remember that you are also required to know and follow NCAA regulations.

Our coaches, student-athletes, and Athletics Department staff members are knowledgeable about NCAA regulations because they receive on-going education. But, to truly attain the excellence the University of Nebraska strives for, we also need our supporters to be educated about these same regulations. In turn, you will be assisting us with protecting the eligibility and well-being of our current and future student-athletes.

Please review the information listed on the right side of this page which includes some of the most important and frequently asked questions about NCAA regulations for boosters. Since this document cannot address everything you may need to know, I encourage you to contact our office with questions that may arise. Our staff can be reached at 402-472-2042 or compliance@huskers.com.

Thank you and Go Huskers!

Jamie Vaughn, Associate Athletic Director for Compliance

NCAA PRINCIPLES

Institutional Control

It is the responsibility of the University of Nebraska to control its intercollegiate athletic program in compliance with the rules and regulations of the NCAA and the Big Ten Conference.

Responsibility

The University of Nebraska's responsibility for the conduct of its program includes responsibility for the actions of its staff members and for the actions of any other individual, booster or organization engaged in activities promoting the athletic interests of the institution.

Compliance

The University of Nebraska must monitor its program to assure compliance and to identify and report to the NCAA instances in which compliance has not been achieved. An institution found to have violated NCAA rules is subject to disciplinary and corrective actions as determined by the NCAA.

FREQUENTLY ASKED QUESTIONS FROM BOOSTERS

Am I a Booster?

Anyone who engages in the following is a booster for the University of Nebraska:

- Belongs to a University of Nebraska athletics booster club;
- Makes financial donations to the Athletics Department or a specific Husker team;
- Assists in the recruitment of prospective student-athletes;
- Employs, gives benefits to, or provides services to a student-athlete, a prospective student-athlete or the relatives/friends of either; or
- Promotes the University of Nebraska athletics program.

What is an "extra benefit"?

An "extra benefit" is any benefit provided to a student-athlete or a student-athlete's relatives or friends that is not authorized by NCAA legislation or available to the general student body. The following list is not exhaustive, but includes examples of "extra benefits" that jeopardize a student-athlete's eligibility:

- Free or discounted: food, merchandise, housing, tickets, repairs, haircuts, tattoos, golf/gym memberships, jewelry, etc.;

- Use of a car, boat, or ATV; and
- Gifts, loans, money, or gift cards.

Can I contact prospective student-athletes (recruits) for the Huskers?

No. It is not permissible for boosters to contact recruits. This restriction applies to, but is not limited to, the following forms of contact:

- Face-to-Face Interaction;
- Phone Calls/Skype;
- Email/Text Messages; and
- Facebook, Twitter, and all other forms of social media communication.

Remember to ask before you act. Contact the Athletic Compliance Office by phone at (402) 472-2042.

The compliance fax number is (402) 472-6961 and the office can be reached by email at compliance@huskers.com.

NOTICE OF NCAA PROBATION

From 2007 to 2010 the University of Nebraska unintentionally reimbursed student-athletes for recommended textbooks as well as required textbooks through a failure to properly administer and monitor book scholarships. Only reimbursement for required books is permissible under NCAA rules. As a result the NCAA placed the University of Nebraska on two-year probation, beginning in January 2012. The NCAA did not impose additional penalties such as the loss of scholarships, forfeiture of games or a ban on postseason play. Rather, as a condition of probation we will continue to educate student-athletes and staff thoroughly on NCAA bylaws and will notify prospective student-athletes of our probationary status.

For further information regarding NCAA Guidelines for Athletic Representatives, please contact the athletic compliance office at (402) 472-2042 or 1-(800) 927-7220. Inquiries may also be mailed to: Athletic Compliance Office, One Memorial Stadium, P.O. Box 880219, Lincoln, NE, 68588-0219. Fax: (402) 472-4609 or e-mail compliance@huskers.com.

THE DEVANEY SOCIETY

Achieving greatness in both the classroom and on the playing field has long been a goal of the University of Nebraska. Our nation-leading 307 CoSIDA Academic All-Americans and 25 team national titles reflect the manner in which we strive to achieve to the highest level.

Rising costs have made funding these athletic scholarships increasingly difficult. To help offset the expenses, the University of Nebraska established an athletic scholarship endowment fund to honor Hall of Fame Football Coach Bob Devaney. For his tenacious commitment to hard work and success, we honor Coach Devaney with our commitment to establish an endowment to fund athletic scholarships at the University of Nebraska. We are sincerely grateful to those who committed to our future stability by establishing a Devaney Society Scholarship for male or female student-athletes.

THE BUS WHITEHEAD MEMORIAL SCHOLARSHIP


The newest endowed scholarship at Nebraska honors one of the most legendary figures in Husker basketball history, as the Bus Whitehead Memorial Scholarship was created in 2013. The scholarship honors the two-time all-conference selection who guided the Huskers to consecutive Big Seven championships in 1949 and 1950.

The recipient shall be a member of the Husker basketball program and preference shall be given to a candidate who has demonstrated a high level of athletic achievement, moral character effective leadership skills, integrity and a commitment to excellence in all endeavors. Preference shall be given to residents of Nebraska.

For more on the Bus Whitehead Memorial Scholarship or any of the other Devaney Society scholarships, contact the Huskers Athletic Fund office at (402) 472-2367.



2013-14 NEBRASKA CORNHUSKERS



RAY GALLEGOS
SENIOR CO-CAPTAIN

- THIS IS NEBRASKA
- OUTLOOK
- 2013-14 HUSKERS
- COACHES
- ADMINISTRATION
- OPPONENTS
- REVIEW
- RECORDS
- HISTORY
- MEDIA

RAY GALLEGOS

#15

SR. | GUARD | 6-2 | 182 | SALT LAKE CITY, UTAH | WEST JORDAN HS



CAREER HIGHS

Points	30, at Minnesota (1/29/13)
Rebounds	7, vs. Nebraska-Omaha (11/18/11)
Field Goals	12, at Minnesota (1/29/13)
Free Throws	4, vs. Central Michigan (12/22/11)
3-point FG	7, at Iowa (3/9/13)
Assists	3, three times (last, 12/22/12)
Steals	3, three times (last 1/13/13)
Blocks	2, three times (1/22/13)
Minutes	40, 12 times (last, 3/14/13)

CAREER HONORS

- ◆ 2013-14 Co-Captain
- ◆ 2012 WestStar Bank Don Haskins Sun Bowl Invitational All-Tournament Team
- ◆ Second on NU's single-season list in 3-pointers in a season (83 in 2012-13)
- ◆ First in Big Ten in 3-pointers per game in 2012-13 (2.5 per game)
- ◆ Eighth in Big Ten in steals per game in 2012-13 (1.4 spg)
- ◆ 2011 Second-Team Academic All-Big 12
- ◆ 2010 Big Ten Commissioner's Spring Honor Roll

2013-14 (Outlook)

The lone scholarship senior on NU's roster, Ray Gallegos (pronounced GUY-eh-goes) may have been one of the most improved players in college basketball last year. After averaging 2.9 points per game in his first two years at Nebraska, Gallegos enjoyed a breakout season in 2012-13, averaging 12.5 points per game while leading the Big Ten in 3-pointers and minutes per game. The confidence Gallegos has gained over the last year has helped him become one of the Huskers' leaders, and he was chosen by his teammates as a co-captain in 2013-14. For his final season, Gallegos has worked to expand his game so he can take advantage of his athleticism, which includes a team-best 43-inch vertical lead. He will also benefit from the Huskers' improved depth, as he sat just 26 minutes in 18 Big Ten games last season.

2012-13 (Junior)

Gallegos emerged as one of the Huskers' go-to performers during the 2012-13 campaign. The 6-foot-2 guard was second at 12.5 ppg while ranking among the Big Ten leaders in scoring (17th), 3-pointers per game (2.5, first), minutes (1st, 37.5 per game) and steals (1.4 spg, eighth) in his first full season as a starter. Gallegos became NU's first Big Ten individual statistical champion as a junior, averaging 2.7 3-pointers per game in conference games and had eight games with at least four 3-pointers. His 83 3-pointers ranked second in school history, trailing only the 89 by Cary Cochran in 2001-02. Gallegos reached double figures 21 times in 2012-13, including six games of at least 20 points, after entering the year with just three double-figure efforts in his first two seasons of competition.

Gallegos closed conference play with two of his highest scoring efforts of the season, totaling 23 points at Illinois on March 2 before adding 22 points, including a career-high seven 3-pointers in the regular-season finale at Iowa on March 9. Gallegos, who finished 16th in Big Ten play with 12.6 ppg, reached double figures



in 12 of 18 Big Ten contests, including a career-high 30-point effort at Minnesota on Jan. 29. In that game, he hit 6-of-9 from 3-point range and became the first Husker guard to score 30 or more points in a game since Tyrone Lue in 1998. He also had 19 points in a loss at No. 2 Michigan on Jan. 9, one of four straight games in double figures to open Big Ten action. That was one of six times Gallegos led NU in conference play, including each of the Huskers' first three Big Ten contests. Against Northwestern on Jan. 26, he scored 11 of his 13 points in the second half, including a pair of 3-pointers in an 11-2 spurt to put the game away.

Gallegos began his junior campaign with a then-career-high 16 points on 7-of-11 shooting against Southern, beginning a stretch where he tied or set career bests in scoring three times in NU's first six games. He propelled the Huskers to a win at Wake Forest in the Big Ten/ACC Challenge on Nov. 27, scoring 17 of his 20 points in the second half on 7-of-8 shooting from the floor. Against USC on Dec. 3, Gallegos tied his career best with 20 points for the second straight game and set a personal best with six 3-pointers. He scored NU's final 11 points of the half, to give the

Huskers a 12-point lead. After a three-game slump where he averaged 6.7 ppg, Gallegos regained his shooting touch at the Sun Bowl Invitational, averaging 20.5 ppg, 2.5 apg, and 2.9 rpg in two games to earn a spot on the five-member all-tournament team. Gallegos got off to a quick start in the opening minutes of the tournament opener against Central Michigan on Dec. 22, when he scored 11 of the Huskers' first 16 points and finished with 19 points to help NU to its highest offensive total in nearly three years in an 89-7 win. In the title game against UTEP, Gallegos provided one of the few bright spots, scoring a career-high 22 points on 9-of-15 shooting. He had 17 second-half points as NU trimmed a 20-point halftime deficit to 11 points with 3:09 left.

2011-12 (Redshirt)

Gallegos redshirted the 2011-12 season.

2010-11 (Sophomore)

Gallegos was a valuable member of the Huskers' rotation, appearing in 25 games as Nebraska advanced to the NIT. He averaged 2.8 points and 1.0 rebound per game while serving as a backup shooting

GALLEGOS' CAREER STATS

vs. All Opponents

Year	G-GS	MP-Avg.	FG-FGA	Pct.	3FG-3FGA	Pct.	FT-FTA	Pct.	Rebounds							
									O-D	Tot.-Avg.	F-DQ	A	TO	B	S	TP-Avg.
2009-10	30-3	409-13.6	34-93	.366	15-43	.349	8-16	.500	1-40	41-1.4	27-0	19	14	5	10	91-3.0
2010-11	25-1	294-11.8	30-93	.323	6-42	.143	4-7	.571	3-22	25-1.0	24-0	8	13	4	9	70-2.8
2011-12																
2012-13	33-33	1237-37.5	150-416	.361	83-271	.306	28-44	.636	8-93	101-3.1	60-1	40	35	13	46	411-12.5
TOTAL	88-37	1940-22.0	214-602	.355	104-356	.292	40-67	.597	12-155	167-1.9	111-1	67	62	22	65	572-6.5

vs. Conference Opponents

Year	G-GS	MP-Avg.	FG-FGA	Pct.	3FG-3FGA	Pct.	FT-FTA	Pct.	Rebounds							
									O-D	Tot.-Avg.	F-DQ	A	TO	B	S	TP-Avg.
2009-10	15-0	178-11.9	13-42	.310	6-20	.300	0-4	.000	0-15	15-1.0	11-0	6	11	1	4	32-2.1
2010-11	11-0	82-7.5	5-27	.185	2-13	.154	2-4	.500	0-8	8-0.7	11-0	1	4	1	4	14-1.3
2011-12																
2012-13	18-18	694-38.6	83-250	.332	49-166	.295	12-19	.632	5-54	59-3.3	30-0	24	19	7	28	227-12.6
TOTAL	44-18	954-21.7	101-319	.317	57-199	.286	14-27	.519	5-77	82-1.9	52-0	31	34	9	36	273-6.2

guard. Gallegos earned extensive playing time early in the season, playing at least 12 minutes in 10 of the Huskers' 14 non-conference games. Gallegos helped key the Huskers' 11-game win streak by averaging 5.0 points per game on 40 percent shooting. He enjoyed his best stretch at the close of non-conference play, averaging 10.6 points per game in a three-game stretch, highlighted by a career-high 15-point effort against Grambling. In that effort, he hit a career-best 7-of-10 shots from the floor and added two steals in 22 minutes. That came off the heels of a nine-point effort against Eastern Washington when he played a career-high 27 minutes. He added eight points in a win against North Dakota.

Gallegos struggled with his shooting in Big 12 play, hitting just 5-of-27 shots from the floor in 11 contests. His best offensive effort in Big 12 action came at Kansas State on Feb. 2, when he had five points in 10 minutes off the bench, but his biggest contribution came in the conference opener against Iowa State when he guarded Diante Garrett on the final possession and combined with Lance Jeter on a steal that led to Jeter's game-winning free throw with 0.7 seconds left.

2009-10 (Freshman)

Gallegos was one of the quickest players on the court as a freshman when he played in 30 contests. He averaged 3.0 points and 1.4 rebounds in 13.6 minutes per game while posting a solid 1.4 assist-to-turnover ratio from his shooting guard spot.

Gallegos scored in double figures twice on the year, posting a season-best 13 points against Texas-Pan American and 10 points against Creighton in back-to-back contests. He hit 4-of-7 shots from the field, including a season-high three 3-pointers against UTPA, and nailed 4-of-5 field-goal attempts while adding three rebounds against Creighton.

After missing the first two regular-season games with injury, Gallegos' solid work in games and practice helped him earn three starts. He drew starting assignments against Jackson State, Tulsa and BYU, helping NU to a 2-1 mark in those contests. Gallegos was one of a school-record five freshmen to start for NU during the season. He helped set the school single-game mark with three freshmen in the starting lineup against BYU.

During league play, two of his best games came on the road at Missouri and nationally ranked Kansas State. He

scored eight points in each contest, including combining for four 3-pointers. Gallegos' performance against KSU was his second consecutive solid game after posting five points on 2-of-4 shooting in 20 minutes at nationally ranked Texas.

Before Nebraska

Gallegos came to Nebraska after leading his West Jordan High School squad to the Utah 5A (largest class) state championship in 2009. For his efforts, he was also named MVP of the 5A first-team all-state squad.

In the state title game, he played a primary role as the Jaguars forced the reigning state player of the year, Tyler Haws, into one of his worst shooting nights of his career. Gallegos also had four treys - including consecutive 3s in a 64-second span - to help his team earn the gold and earn all-tournament team honors. On the season, Gallegos averaged 16.7 points per game to rank sixth in the state in scoring, as the Jaguars went 21-4. He had nine games with at least 20 points, including a season-best 31 points and added 22 points in the state championship game. Gallegos was second in the state in 3-point field-goals per game, hitting a school-record 66 3-pointers in 2008-09. He had a season-best six 3-pointers against Kearns, and five treys in four other games. He also helped West Jordan High School to the state tournament as a junior, averaging 10.5 points per game over 21 contests.

Gallegos really came on during the 2008 summer AAU circuit when he was playing for the Utah Pump-N-Run White. Gallegos averaged about 25 points per game, according to Coach Brad Blanchfield. Gallegos was rated the No. 53 shooting guard in the country by Scout.com and was tabbed the No. 7 shooting guard on the West Coast following the summer.

Personal

Ray, whose given name is Rayes, is the son of Maxine Gallegos and Anthony Nelson and was born on Nov. 15, 1990. Gallegos has one brother, Jonah, and three sisters, Jessica, Sherrie and Amber. Gallegos' legal guardian is basketball coach Brad Blanchfield. Gallegos, who is an ethnic studies major on pace to graduate this May, was the first Husker basketball signee from the state of Utah since Jaron Boone (Salt Lake City, Skyline High School), who went on to become one of the top 10 all-time scorers at Nebraska.

MISC. STATISTICS

Category	2012-13	Career
Double-Figure Scoring	21	24
Double-Figure Rebounding	0	0
Double-Figure Assists	0	0
Double-Doubles	0	0
Led Team in Scoring	10	11
Led Team in Rebounding	2	2
Led Team in Assists	5	5
20+ Point Games	6	6
30+ Point Games	1	1

2012-13 TOP PERFORMANCES

Category	No.	Opponent (Date)
Points	30	at Minnesota (1/29/13)
	23	at Illinois (3/2/13)
	22	at UTEP (12/23/12)
	22	at Iowa (3/9/13)
Rebounds	7	Nebraska-Omaha (11/18/12)
	6	Ohio State (2/2/13)
	6	Purdue (1/16/13)
Assists	3	Jacksonville State (12/18/12)
	3	vs. Central Michigan (12/22/12)
	2	10 times



KYE KURKOWSKI

#44

JR. | FORWARD | 6-11 | 214 | GRANT, NEB. | PERKINS COUNTY HS


CAREER HIGHS

Points 2, vs. Northwestern (1/26/13)

Rebounds 2, vs. Illinois (1/22/13)

Field Goals 1, vs. Northwestern (1/26/13)

Free Throws None

3-point FG None

Assists None

Steals None

Blocks None

Minutes 3, vs. Illinois (1/22/13)

CAREER HONORS

- ◆ Two-Time Academic All-Big Ten (2012-13)
- ◆ Nebraska Scholar-Athlete Honor Roll (Spring 2013)

MISC. STATISTICS

Category	2012-13	Career
Double-Figure Scoring	0	0
Double-Figure Rebounding	0	0
Double-Figure Assists	0	0
Double-Doubles	0	0
Led Team in Scoring	0	0
Led Team in Rebounding	0	0
Led Team in Assists	0	0
20+ Point Games	0	0
30+ Point Games	0	0

2013-14 (Outlook)

Kye Kurkowski has been a solid contributor to the Husker program during his career. The fourth-year junior walked on to the program and has provided depth in the Husker frontcourt. Last year, he appeared in six contests. Kurkowski is a great teammate who works hard and helps push his teammates to reach their potential.

2012-13 (Sophomore)

Kurkowski played in six games in 2012-13, including five Big Ten contests, and totaled two points and two rebounds in nine minutes of action. He did not play in Nebraska's first 19 contests before making his season debut against Illinois on Jan. 22, when he grabbed a pair of rebounds in three minutes. He broke into the scoring column for the first time of his career against Northwestern on Jan. 26, hitting a basket in the final minute of a 65-49 win against the Wildcats. He also saw playing time at No. 1 Indiana on Feb. 13, at No. 17 Wisconsin on Feb. 26, and at Iowa on March 9. He also played the final minute of NU's quarterfinal loss in the Big Ten Tournament against No. 10 Ohio State on March 15.

2011-12 (Redshirt Freshman)

Kurkowski made two appearances on the season, but did not record any statistics. The 6-foot-11 forward made his Husker debut in the final two minutes against Illinois on Feb. 20, and also played the final minute against Purdue in the Big Ten Tournament on March 8.

2010-11 (Redshirt)

Kurkowski redshirted his first season at Nebraska.

Before Nebraska

Kurkowski was a standout player for Coach Shawn Cole at Perkins County High School, a Class C-2 school in Grant, Neb.

Kurkowski was a first-team all-conference and all-district performer as a senior, averaging 12.9 points, 9.2 rebounds and 3.9 blocks per game in 2009-10. He reached double figures in rebounding in 11 of 21 games as a senior and had five games with at least six blocked shots.

His best performance as a senior came in a 27-point performance against Dundy County, when he hit 11-of-14 shots from the floor and added 11 rebounds and a pair of

steals. He also had a triple-double against Chase County with 18 points, 11 rebounds and 10 blocked shots.

He became a full-time starter during his junior campaign, when he averaged 8.6 points, 8.2 rebounds and 3.5 blocked shots per game.

In addition to his basketball exploits, he lettered four times in football and three years in track, giving him 10 varsity letters. Kurkowski was an accomplished student, finishing his career with a 4.0 GPA and ranking in the top five in his senior class. He was an academic all-state selection by the Lincoln Journal Star and was a member of the High Honor Roll at Perkins County. His success in the classroom qualified him for a Regents Scholarship at Nebraska.

Personal

Kye is the son of Kelvin and Judy Kurkowski and was born on Dec. 25, 1991. He has three brothers, Max, Ross and Zak, and two sisters, Nilee and Jaclyn. Kurkowski is an agricultural engineering major at Nebraska.

KURKOWSKI'S CAREER STATS

vs. All Opponents

Year	G-GS	MP-Avg.	FG-FGA	Pct.	3FG-3FGA	Pct.	FT-FTA	Pct.	Rebounds					TP-Avg.		
									O-D	Tot.-Avg.	F-DQ	A	TO		B	S
2010-11	Redshirt															
2011-12	2-0	3-1.5	0-0	.000	0-0	.000	0-0	.000	0-0	0-0.0	0-0	0	0	0	0	0-0.0
2012-13	6-0	9-1.5	1-1	1.000	0-0	.000	0-0	.000	0-2	2-0.3	0-0	0	1	0	0	2-0.3
TOTAL	8-0	12-1.5	1-1	1.000	0-0	.000	0-0	.000	0-2	2-0.3	0-0	0	1	0	0	2-0.3

vs. Conference Opponents

Year	G-GS	MP-Avg.	FG-FGA	Pct.	3FG-3FGA	Pct.	FT-FTA	Pct.	Rebounds					TP-Avg.		
									O-D	Tot.-Avg.	F-DQ	A	TO		B	S
2010-11	Redshirt															
2011-12	1-0	2-2.0	0-0	.000	0-0	.000	0-0	.000	0-0	0-0.0	0-0	0	0	0	0	0-0.0
2012-13	5-0	8-1.6	1-1	1.000	0-0	.000	0-0	.000	0-2	2-0.4	0-0	0	1	0	0	2-0.4
TOTAL	6-0	10-1.7	1-1	1.000	0-0	.000	0-0	.000	0-2	2-0.3	0-0	0	1	0	0	2-0.3



TREVOR MENKE

#10

JR. | GUARD | 5-11 | 183 | BEATRICE, NEB. | BEATRICE HS

2013-14 (Outlook)

One of five in-state products on the Husker roster, junior walk-on guard Trevor Menke has been a valuable member of the Husker squad. As a sophomore, he played in 15 games primarily backing up Dylan Talley and Benny Parker. Menke's strengths are his intangibles and work ethic, as he pushes his teammates every day in practice.

2012-13 (Sophomore)

Menke provided the Huskers with a solid reserve at the point guard spot, appearing in 15 games and totaling four points and five assists. Menke was a solid ball-handler, committing one turnover in 64 minutes of action. He saw a majority of his action early in the season, backing up freshman Benny Parker and seeing action in six of NU's first eight contests. Menke's most extensive playing time came against Southern on Nov. 11, and Nebraska-Omaha on Nov. 18, when he played a career-high 16 minutes in both games. Against UNO, he dished out three assists and had a steal in NU's 75-62 win. He also turned in a solid effort against Valparaiso, grabbing two rebounds in seven minutes of work.

In Big Ten action, his time decreased, as the Huskers moved senior Dylan Talley to the point guard spot, but Menke still played in eight contests. He scored his first career point against Illinois on Jan. 22, hitting 1-of-2 from the foul line in three minutes. His most extensive action came against Northwestern on Jan. 26, as he played five minutes to help handle the Wildcats' 1-3-1 zone, dishing out a pair of assists in NU's 64-49 win. Menke also played three minutes at top-ranked Indiana on Feb. 13, and No. 17 Wisconsin on Feb. 26, before hitting his first career shot, a 3-pointer in the final minute, at Iowa on March 9. He also played the final minute of NU's Big Ten quarterfinal against No. 10 Ohio State on March 15.

2011-12 (Redshirt Freshman)

Menke saw limited duty, playing in three games during the 2011-12 season as a backup point guard. The walk-on earned an opportunity with his work in practice running the scout team, as he was forced



into duty following a rash of injuries. He was one of two former Beatrice players to play for the Huskers in 2011-12, joining forward Mike Fox.

Menke made his Husker debut against Alcorn State on Dec. 17, playing four minutes against the Braves as the Huskers were without three players because of injuries. He got another opportunity against Central Michigan, as he played two minutes in the first half backing up Brandon Richardson and Bo Spencer. After not playing during Big Ten action, he saw time in the Huskers' Big Ten Tournament loss to Purdue on March 8, playing the final minute of the loss to the Boilermakers.

2010-11 (Redshirt)

Menke redshirted as a freshman. He missed the second half of the season with a broken foot suffered in practice in late December.

Before Nebraska

Menke was one of the state's top point guards playing for Beatrice High School and legendary Coach Jim Weeks. Menke was a four-year starter, helping Beatrice to a Class B state title in 2008, two runner-up finishes (2007 and 2009) and a third-place showing as a senior.

In 2009-10, Menke earned first-team Class B and third-team All-Nebraska (all-class) honors, averaging 14.2 points,

5.1 assists and 2.3 rebounds a game. That followed on the heels of a junior campaign where he averaged 14.2 points and 5.0 assists per game while hitting 44 percent from 3-point range to earn first-team all-state accolades for the first time in his career.

Menke showed a knack for clutch performances throughout his high school career, hitting game-winning buzzer beaters in the state tournament in both his junior and senior years, including a 28-footer in the first round of the 2010 state tournament. As a freshman, he scored 18 points in a loss to Omaha Skutt at the Devaney Center.

A four-year letterwinner in basketball, Menke also lettered four years in track and three in cross country at Beatrice. He was a member of the National Honor Society, a member of the honor roll throughout his career and served as vice president of the student council.

Personal

Trevor is the son of Steven and Wendy Menke and was born on July 1, 1991. He has one older brother, Brent, who served as a team manager for the Husker program. Trevor is a social science education major at Nebraska and is scheduled to graduate this May.

CAREER HIGHS

Points	3, at Iowa (3/9/13)
Rebounds	2, vs. Valparaiso (11/15/12)
Field Goals	1, at Iowa (3/9/13)
Free Throws	1, vs. Illinois (1/22/13)
3-point FG	1, at Iowa (3/9/13)
Assists	3, vs. Nebraska-Omaha (11/18/12)
Steals	1, vs. Nebraska-Omaha (11/18/12)
Blocks	None
Minutes	16, two times (last, 11/18/12)

CAREER HONORS

- ◆ Two-Time Academic All-Big Ten (2012-13)
- ◆ Nebraska Student-Athlete HERO Leadership Award (2013)
- ◆ Nebraska Scholar-Athlete Honor Roll (Fall 2012, Spring 2013)

MISC. STATISTICS

Category	2012-13	Career
Double-Figure Scoring	0	0
Double-Figure Rebounding	0	0
Double-Figure Assists	0	0
Double-Doubles	0	0
Led Team in Scoring	0	0
Led Team in Rebounding	0	0
Led Team in Assists	0	0
20+ Point Games	0	0
30+ Point Games	0	0

MENKE'S CAREER STATS

vs. All Opponents

Year	G-GS	MP-Avg.	FG-FGA	Pct.	3FG-3FGA	Pct.	FT-FTA	Pct.	Rebounds								
									O-D	Tot.-Avg.	F-DQ	A	TO	B	S	TP-Avg.	
2010-11	Redshirt																
2011-12	3-0	7-2.3	0-1	.000	0-1	.000	0-0	.000	0-0	0-0.0	1-0	0	0	0	0	0	0-0.0
2012-13	15-0	65-4.3	1-8	.125	1-5	.200	1-2	.500	1-1	2-0.1	7-0	5	1	0	1	1	4-0.3
TOTAL	18-0	72-4.0	1-9	.111	1-6	.167	1-2	.500	1-1	2-0.1	8-0	5	1	0	1	1	4-0.2

vs. Conference Opponents

Year	G-GS	MP-Avg.	FG-FGA	Pct.	3FG-3FGA	Pct.	FT-FTA	Pct.	Rebounds								
									O-D	Tot.-Avg.	F-DQ	A	TO	B	S	TP-Avg.	
2010-11	Redshirt																
2011-12	Did not play																
2012-13	8-0	18-2.3	1-3	.333	1-1	1.000	1-2	.500	0-0	0-0.0	0-0	2	1	0	0	4	0.5
TOTAL	8-0	18-2.3	1-3	.333	1-1	1.000	1-2	.500	0-0	0-0.0	0-0	2	1	0	0	4	0.5



BENNY PARKER

#3

SO. | GUARD | 5-9 | 166 | KANSAS CITY, KAN. | SUMNER ACADEMY

2013-14 (Outlook)

Nebraska coach Tim Miles is not afraid to give freshmen significant minutes, and Benny Parker was a beneficiary last year. He played in all 33 games for the Huskers, ranking second on the team in assists with 69 and fourth on the squad in steals with 24. His quickness is his best asset, as the 5-foot-9 guard can push the ball in transition and be a pest for opposing point guards with his on-ball defense. He spent the summer working on other facets of his game, and he has put himself in position to earn playing time at point guard.

2012-13 (Freshman)

Parker was one of two freshmen who played a significant role for the Huskers during Tim Miles' first season at Nebraska. Parker was one of four Huskers to play in all 33 games in 2012-13, averaging 2.7 points, 2.1 assists and 1.3 rebounds per game. His 69 assists not only ranked second on the team, but placed him seventh on NU's single-season freshman list. Parker, who became just the 10th Husker freshman to start a season opener since 1995, also topped the Big Red with a 1.6-to-1 assist-to-turnover ratio and committed one turnover or less in 20 of his 33 appearances. The Kansas City, Kan., native did not commit a turnover in his final 81 minutes of action dating back to Feb. 26. Parker led the Huskers in assists 11 times during his freshman campaign.

Parker closed the season with one of his best efforts against Big Ten competition, totaling five points, three assists and matching his career high with three rebounds against No. 10 Ohio State in the Big Ten quarterfinals on March 15. It was his highest point total since Dec. 3, and his three assists were the most since dishing out six assists at Minnesota on Jan. 29. He came off the bench for the majority of the Big Ten season, averaging 1.4 points and 1.4 assists per game while playing an average of 17 minutes per contest. He struggled finding his shooting form, hitting 24 percent, but also had a 1.3 assist-to-turnover ratio and was fourth on the team with 13 steals in conference action. Parker had multiple assists six times in Big Ten action, including six at Minnesota when he played 30 minutes. He also scored four points in three consecutive games, including performances against No. 8 Ohio

State on Feb. 2 and at No. 1 Indiana on Feb. 13.

During non-conference play, Parker battled through nagging injuries, but started every game. He had season bests in points (eight) and minutes in his debut against NCAA qualifier Southern on Nov. 11, finishing with 11 points on 4-of-7 shooting. He also had seven points, three rebounds and three assists in a win over Horizon League champion Valparaiso on Nov. 1 before totaling eight points against Nebraska-Omaha on Nov. 18. Parker played a significant role in NU's win at Wake Forest in the ACC/Big Ten Challenge on Nov. 27, totaling eight points, including 6-of-9 from the charity stripe and adding four assists and a career-high four steals against the Demon Deacons. That game marked the final time in non-conference play that Parker was healthy as he battled foot and knee problems over the next month beginning with a sprained foot suffered prior to NU's win over USC on Dec. 3. In that stretch, he totaled just 17 points, but led NU with five assists against Creighton on Dec. 6, and had four points and three assists in a win over Central Michigan at the Sun Bowl Invitational on Dec. 23. He closed non-conference play by dishing out a team-high four assists and scoring four points in 28 minutes against Nicholls State on Dec. 29.

Before Nebraska

Parker was one of the top players in the Kansas City area during his high school career. He was a four-year starter who led Sumner Academy of Arts and Science to an 85-15 record and a pair of Class 4A state titles during his high school career playing for Coach Dave Parra. Parker totaled 1,468 points, 375 assists and 355 steals during his high school career, finishing third in school history in points scored.

A three-star selection by Rivals.com, Parker was a first-team Class 4A all-state honoree and second-team selection among all classes in Kansas by the Topeka Capital Journal as a senior. He was a first-team all-metro performer by the Kansas City Star. Parker was honored with the DiRenna Award, representing the top player in the Kansas City metro area following a campaign where he averaged 24.8 points, 6.2 assists and 3.9 steals per game in helping Sumner Academy to a 19-4



record and an appearance in the sub-state tournament. He shot 53 percent from the field and has nearly a 3-to-1 assist-to-turnover ratio. Parker was named the MVP of the Spring Hill Invitational following a 41-point, seven-assist performance in a semifinal win over Spring Hill, tying a school record for most points in a game. He also had a pair of 30-point efforts and totaled 20 or more points in 16 of 23 games as a senior. Parker capped his career with 20 points in the Kansas-Missouri All-Star game with 8-of-9 shooting, including 4-of-4 from 3-point range in just 15 minutes of action.

As a junior, he was a first team all-state Class 4A performer and a third-team selection among all classes, helping Coach Parra's team to a 23-3 record and a state title, as he averaged 19.8 points, 5.9 assists, 4.8 steals and 3.7 rebounds per game. A first-team all-metro selection by the Kansas City Star, Parker shot 51 percent from the floor, including 40 percent from long distance. During his sophomore campaign, he garnered honorable-mention all-state honors, averaging 12.3 points, 5.3 assists and 4.1 steals per outing while leading Sumner to a state crown.

Personal

Benny, whose given name is Benjamin, is the son of Stan and Veronica Parker and was born on April 28, 1994, in Kansas City. He has one older brother, Stan. Benny, who finished with better than a 3.5 GPA at Sumner Academy, is a business administration major at Nebraska. He chose Nebraska over DePaul, Murray State, Kansas State and Buffalo.

CAREER HIGHS

Points 8, three times (last, 11/27/12)

Rebounds 3, seven times (last, 3/15/13)

Field Goals 4, two times (last, 11/18/12)

Free Throws 6, at Wake Forest (11/27/12)

3-point FG 1, two times (last, 12/3/12)

Assists 7, vs. Tulane (11/21/12)

Steals 4, at Wake Forest (11/27/12)

Blocks 1, two times (last, 3/14/13)

Minutes 31, three times (1/6/13)

CAREER HONORS

- ◆ Seventh on NU's single-season freshman list in assists (69 in 2012-13)

MISC. STATISTICS

Category	2012-13	Career
Double-Figure Scoring	0	0
Double-Figure Rebounding	0	0
Double-Figure Assists	0	0
Double-Doubles	0	0
Led NU in Scoring	0	0
Led NU in Rebounding	0	0
Led NU in Assists	11	11
20+ Point Games	0	0
30+ Point Games	0	0


PARKER'S CAREER STATS

vs. All Opponents

Year	G-GS	MP-Avg.	FG-FGA	Pct.	3FG-3FGA	Pct.	FT-FTA	Pct.	Rebounds							
									O-D	Tot.-Avg.	F-DQ	A	TO	B	S	TP-Avg.
2012-13	33-16	681-20.6	31-87	.356	2-13	.154	24-36	.667	4-40	44-1.3	57-1	69	43	2	24	88-2.7
TOTAL	33-16	681-20.6	31-87	.356	2-13	.154	24-36	.667	4-40	44-1.3	57-1	69	43	2	24	88-2.7

vs. Conference Opponents

Year	G-GS	MP-Avg.	FG-FGA	Pct.	3FG-3FGA	Pct.	FT-FTA	Pct.	Rebounds							
									O-D	Tot.-Avg.	F-DQ	A	TO	B	S	TP-Avg.
2012-13	18-3	305-16.9	8-33	.242	0-4	.000	10-16	.625	1-17	18-1.0	33-1	25	19	0	13	26-1.4
TOTAL	18-3	305-16.9	8-33	.242	0-4	.000	10-16	.625	1-17	18-1.0	33-1	25	19	0	13	26-1.4



MIKE PELTZ

#12

SR. | GUARD | 6-3 | 202 | ALLIANCE HS/WESTERN NEBRASKA CC



CAREER HIGHS

Points	4, at Oregon (12/15/12)
Rebounds	6, vs. Kent State (11/24/12)
Field Goals	1, four times (last, 12/29/12)
Free Throws	2, two times (last 12/22/12)
3-point FG	1, two times (last, 12/15/12)
Assists	1, vs. Central Michigan (12/22/12)
Steals	1, vs. Creighton (12/6/12)
Blocks	None
Minutes	22, vs. Kent State (11/24/12)

MISC. STATISTICS

Category	2012-13	Career
Double-Figure Scoring	0	0
Double-Figure Rebounding	0	0
Double-Figure Assists	0	0
Double-Doubles	0	0
Led NU in Scoring	0	0
Led NU in Rebounding	0	0
Led NU in Assists	1	1
20+ Point Games	0	0
30+ Point Games	0	0

2013-14 (Outlook)

Senior Mike Peltz quickly became a fan favorite after walking on to the Husker team in October of 2012. The 6-foot-3 guard played in 14 contests and provided NU with a spark off the bench despite playing through a painful knee injury which eventually required season-ending surgery. Peltz went through rehabilitation in the offseason and returned for the start of fall practices, although he is being eased back into action. Peltz is the strongest player on the roster with a bench press of 380 pounds while carrying 5.3 percent body fat. He is an ultimate glue guy who will do anything to help the Huskers win.

2012-13 (Junior)

A late addition to the Husker basketball roster, Peltz proved to be a valuable backup before undergoing knee surgery. The 6-foot-2 guard played 14 of the Huskers' first 16 contests, averaging 2.1 rebounds, 1.2 assists and 1.1 points per game in over 15 minutes of action per contest. He missed the second half of the season after undergoing a patella tendon debridement on his left knee in late January of 2013.

Peltz contributed mainly during non-

conference action, as he saw double-figure minutes in each of his first 11 contests and in 12 of his 14 outings, including a season-high 22 minutes against Kent State on Nov. 24. In that game, he grabbed a season-high six rebounds, one of seven games with at least two rebounds. He also played 21 minutes against USC on Dec. 3, grabbing three rebounds and dishing out two assists. Peltz's career best in assists came in the Sun Bowl Invitational on Dec. 22 when he had four assists in NU's 89-75 win over Central Michigan. He scored a season-high four points at Oregon on Dec. 15. His only appearance in Big Ten play was an eight-minute effort against Wisconsin on Jan. 6.

Before Nebraska

Peltz was a two-year captain at Western Nebraska Community College in Scottsbluff, Neb., playing for Coach Russ Beck. As a sophomore in 2011-12, Peltz averaged 7.5 points, 6.2 assists, 4.9 rebounds and 1.5 steals per game in helping WNCC to a 26-7 record and the school's first national ranking since 2005. Peltz ranked fifth nationally in the NJCAA in assists and had a 3.5 assist-to-turnover ratio running an offense which featured five

players that averaged double figures. One of five players who are playing Division I basketball this season, he had 10 games with at least eight assists, including a season-best 15-assist effort against Oglala Lakota College when he also had 12 points and 10 rebounds. It was one of three triple-doubles he recorded during his junior college career. Offensively, he reached double figures seven times, including a season-high 20 points against Lake Region State College. As a freshman, he averaged 7.0 points, 2.4 assists and 3.9 rebounds per game in 29 contests. Peltz also excelled in the classroom, carrying a 3.83 GPA and had the highest GPA among male athletes at WNCC.

Peltz played at Alliance High School, where he averaged 23 points, eight rebounds and four assists per game as a senior for Coach Michael Baker. He earned district MVP and honorable-mention all-state honors by the Lincoln Journal Star. Peltz was also a Class B all-state selection as a junior, averaging 19 points per game, as he led Class B in scoring in both his junior and senior campaigns. A three-year starter, Peltz totaled over 1,000 career points in high school. He also played football as a wide receiver, earning all-conference honors before missing most of his senior year because of an injury. He also garnered academic all-state honors in each of his final three years at Alliance High School.

Personal

Mike Peltz is the son of Terry and Yvette Peltz and was born on Feb. 12, 1992, in Alliance, Neb. He has three older brothers, Al, Butch and TJ. Butch was a four-year starting safety at Nebraska-Kearney in football who ranks among the school's career tackle leaders, while TJ also played basketball at Western Nebraska CC for a season and served as an assistant coach at the school. Mike chose to walk on at Nebraska after receiving scholarship offers from nearly a dozen Division II programs, and chances to walk on at other Division I programs. He is majoring in business administration at Nebraska and is on track to graduate in August of 2014.

PELTZ'S CAREER STATS

vs. All Opponents

Year	G-GS	MP-Avg.	FG-FGA	Pct.	3FG-3FGA	Pct.	FT-FTA	Pct.	Rebounds						TP-Avg.	
									O-D	Tot.-Avg.	F-DQ	A	TO	B		S
2012-13	14-0	213-15.2	4-14	.286	2-3	.667	6-12	.500	7-22	29-2.1	29-0	17	15	0	1	16-1.1
TOTAL	14-0	213-15.2	4-14	.286	2-3	.667	6-12	.500	7-22	29-2.1	29-0	17	15	0	1	16-1.1

vs. Conference Opponents

Year	G-GS	MP-Avg.	FG-FGA	Pct.	3FG-3FGA	Pct.	FT-FTA	Pct.	Rebounds						TP-Avg.	
									O-D	Tot.-Avg.	F-DQ	A	TO	B		S
2012-13	1-0	8-8.0	0-0	.000	0-0	.000	0-0	.000	0-0	0-0.0	0-0	0	0	0	0	0-0.0
TOTAL	1-0	8-8.0	0-0	.000	0-0	.000	0-0	.000	0-0	0-0.0	0-0	0	0	0	0	0-0.0



DAVID RIVERS

#2

JR. | FORWARD | 6-7 | 198 | LITTLE ROCK, ARK. | HALL HS

2013-14 (Outlook)

One of the Huskers' most experienced players, junior David Rivers will be a critical component for the Huskers this season. The 6-foot-7, 198-pound forward was one of four Huskers to appear in every game last season, as he averaged 5.6 points and 3.4 rebounds per game. Rivers has a good midrange game and is aggressive on the glass. As a sophomore, he showed flashes of his potential during the season, including an 18-point, six-rebound effort at Michigan State and 20 points off the bench against Central Michigan. Rivers has added nearly 30 pounds since arriving on campus, including 10 this offseason, putting him in a better position to battle on the interior.

2012-13 (Sophomore)

Rivers emerged as a starter in the Huskers' frontcourt, as he moved into the starting lineup during the second half of the season. Rivers, who moved into the starting lineup after Brandon Ubel suffered an elbow injury in early January, remained a starter for the remainder of the season, as he started the Huskers' final 17 contests. He was one of only four Huskers to appear in all 33 contests, while averaging 5.6 points and 3.4 rebounds in over 25 minutes per contest.

Rivers, who played a lot of power forward in the Huskers' four-guard attack, reached double figures four times, including twice in Big Ten action. He averaged 6.2 points per game in conference play, including 40 percent shooting from 3-point range. Rivers started 15 conference tilts in addition to the Huskers' two conference tournament games in Chicago. Rivers played a major role in NU's win over Purdue with six rebounds, four points and a pair of assists in 24 minutes before fouling out. He was held scoreless in 20 minutes against Ohio State in the quarterfinals, marking only the second time he was held scoreless since moving into the lineup.

Rivers' first career start at Nebraska was a memorable one, as he nearly carried the Huskers to an upset at No. 22 Michigan State on Jan. 13. He scored 18 points on 8-of-8 shooting and grabbed six rebounds in a loss to the Spartans that was decided in the final moments. His other double-figure effort came against a ranked team with team-high 13 points on 5-of-7 shooting and added six rebounds against No. 11 Ohio State on Feb. 2. Rivers had six rebounds in four Big Ten games, including six boards, nine points and a career-high five assists in a win over Penn State on Feb. 9. He also had six boards, seven points

and a pair of assists in the Devaney Center finale against Minnesota on March 6.

Rivers was the Huskers' primary frontcourt backup during the first half of the season and provided a steady effort. He had seven points, four rebounds and a pair of blocked shots against NCAA qualifier Valparaiso on Nov. 15. He matched his personal best with seven rebounds and in a then-career best 32 minutes at Wake Forest in the ACC/Big Ten Challenge on Nov. 27. Rivers was slowed by a sprained ankle suffered in the opening minutes at Oregon on Dec. 15, and played just 11 minutes in a two-game stretch before breaking out against Central Michigan. Rivers, who had never been in double figures in his college career, propelled the Huskers to their best offensive output in three years, totaling a career-high 20 points on 8-of-10 shooting and added seven rebounds in 25 minutes in an 89-75 win. He totaled 14 of his 20 points in the second half, as his 20-point effort matched the most bench points by a Husker since November of 2010. One week later, he closed non-conference play with his second-straight double-figure effort, as he scored 12 points on 4-of-7 shooting and added six rebounds in a win over Nicholls State.

2011-12 (Freshman)

Rivers was one of three freshmen to see action for the Huskers, as he earned playing time on the wing and in the post. He appeared in 19 games, averaging 1.1 points and 0.8 rebounds a game while averaging 8.3 minutes per contest. Rivers was an active player inside as nearly half of his rebounds were on the offensive glass.

After playing a total of nine minutes in the Huskers' first four games, Rivers got his first opportunity against eventual NCAA qualifier South Dakota State. Rivers set season bests with eight points and five rebounds, hitting 3-of-5 shots from the field in 18 minutes off the bench. He continued to play well off the bench against Wake Forest in the Big Ten/ACC Challenge on Nov. 30, totaling three points and three rebounds, including a pair of offensive caroms, in 17 minutes. He also played well

CAREER HIGHS

Points	20, vs. Central Mich. (12/22/12)
Rebounds	7, two times (last, 12/22/12)
Field Goals	7, two times (last, 1/13/13)
Free Throws	7, vs. Penn State (2/9/13)
3-point FG	1, seven times (last, 2/2/13)
Assists	5, vs. Penn State (2/9/13)
Steals	3, vs. Iowa (2/23/13)
Blocks	2, two times (last, 11/24/12)
Minutes	40, at Michigan State (1/13/13)



RIVERS' CAREER STATS

vs. All Opponents

Year	G-GS	MP-Avg.	FG-FGA	Pct.	3FG-3FGA	Pct.	FT-FTA	Pct.	Rebounds						TP-Avg.	
									O-D	Tot.-Avg.	F-DQ	A	TO	B		S
2011-12	19-0	158-8.3	7-30	.233	2-19	.105	4-10	.400	7-9	16-0.8	10-0	5	8	2	5	20-1.1
2012-13	33-17	829-25.1	74-181	.409	6-23	.261	32-56	.571	40-72	112-3.4	67-2	24	19	14	14	186-5.6
TOTAL	52-17	987-19.0	81-211	.384	8-42	.190	36-66	.545	47-81	128-2.5	77-2	29	27	16	19	206-4.0

vs. Conference Opponents

Year	G-GS	MP-Avg.	FG-FGA	Pct.	3FG-3FGA	Pct.	FT-FTA	Pct.	Rebounds						TP-Avg.	
									O-D	Tot.-Avg.	F-DQ	A	TO	B		S
2011-12	9-0	55-6.1	0-13	.000	0-9	.000	0-3	.000	0-4	4-0.4	2-0	0	2	0	3	0-0.0
2012-13	18-15	523-29.1	45-107	.421	4-10	.400	18-32	.563	27-31	58-3.2	39-1	12	12	6	10	112-6.2
TOTAL	27-15	578-21.4	45-120	.375	4-19	.211	18-35	.514	27-35	62-2.3	41-1	12	14	6	13	112-4.1

in a come-from-behind win at TCU on Dec. 10, totaling five points and an assist in 13 minutes of work and had a season-high two assists along with two points in 18 minutes against Alcorn State on Dec. 17.

In Big Ten action, Rivers played in Nebraska's first three games as the Huskers were down a pair of regulars, including a career-high 20 minutes at No. 6 Ohio State on Jan. 3. He played just seven minutes over the next eight games before playing two minutes against Michigan on Feb. 8. He saw action in five consecutive games late in the conference season, including eight minutes of action at No. 6 Michigan State on Feb. 25. He also played three minutes in the Huskers' Big Ten Tournament opener.

Before Nebraska

Rivers came to Nebraska following a distinguished prep career, winning three state titles at Hall High School in Little Rock for Coach Eric Coleman. Rivers, who first started midway through his freshman year, was a three-time all-conference performer and helped Hall High School win three state titles (2008, 2010 and 2011) and earn a runner-up finish (2009).

As a senior, Rivers led Hall to the Class 7A (largest class) state crown and a 23-7 record, averaging 19 points, seven rebounds and three assists per game. He was a consensus first-team all-state performer and was the MVP of the state tournament, scoring 19 points and grabbing six rebounds in

the title game against West Memphis after scoring 23 points in a semifinal win over Rogers High School. He was rated as the No. 46 small forward nationally by ESPN, was a three-star pick by both Rivals.com and Scout.com, and also was ranked among the top 150 overall prospects in the country by various scouting services. He was also named the state MVP and selected to the All-Southern Boys basketball team by the Orlando Sentinel following his senior campaign.

As a junior, he averaged 14 points, six rebounds and three blocks per game, leading Hall to a 28-3 record and a Class 6A state title. A first-team all-state selection, Rivers had 12 points, seven rebounds and five assists in a 64-59 win over West Memphis in the Class 6A state title game. He had four games with at least 20 points as a junior, including a season-high 26 points against Jacksonville.

He played AAU ball with the Arkansas Wings and Coach Ron Crawford, helping the 17-and-under team to the 2010 AAU National Championship in Orlando, as well as the Best Buy Classic Championship in Minneapolis in 2010.

Personal

David is the son of Phillis Rivers and Ezell and Karen Rivers and was born on Feb. 22, 1993. Ezell Rivers played collegiately at UALR from 1982 to 1985. The younger Rivers was recruited by Clemson, Wichita State, UTEP and Tulane among others before selecting Nebraska. Rivers is a ethnic studies major at Nebraska.

MISC. STATISTICS

Category	2012-13	Career
Double-Figure Scoring	4	4
Double-Figure Rebounding	0	0
Double-Figure Assists	0	0
Double-Doubles	0	0
Led NU in Scoring	2	2
Led NU in Rebounding	4	4
Led NU in Assists	2	2
20+ Point Games	1	1
30+ Point Games	0	0

2012-13 TOP PERFORMANCES

Category	No.	Opponent (Date)
Points	20	vs. Central Michigan (12/22/12)
	18	at Michigan State (1/13/13)
	13	Ohio State (2/2/13)
	12	Nicholls State (12/29/12)
Rebounds	7	vs. Central Michigan (12/22/12)
	7	at Wake Forest (11/27/12)
	6	Six Times
Assists	5	Penn State (2/9/13)
	3	Southern (11/11/12)
	2	vs. Purdue (3/14/13)
	2	at Wake Forest (11/27/12)



SHAVON SHIELDS

#31

SO. | GUARD | 6-7 | 219 | OLATHE, KAN. | NORTHWEST HS



CAREER HIGHS

Points	29, at Penn State (1/19/13)
Rebounds	13, vs. Michigan State (2/16/13)
Field Goals	10, at Penn State (1/19/13)
Free Throws	8, at Penn State (1/19/13)
3-point FG	3, vs. Michigan State (2/16/13)
Assists	3, at Minnesota (1/29/13)
Steals	3, two times (last, 3/9/13)
Blocks	1, four times (last, 2/13/13)
Minutes	40, vs. Michigan State (2/16/13)

CAREER HONORS

- ◆ 2013-14 Co-Captain
- ◆ Denmark U20 National Team (2013)
- ◆ Big Ten Freshman of the Week (2/25/13)
- ◆ Big Ten Freshman of the Week (1/21/13)
- ◆ Nebraska Scholar-Athlete Honor Roll (Fall 2012, Spring 2013)
- ◆ Third on NU's single-season freshman list for rebounds per game (5.1 in 2012-13)

2013-14 (Outlook)

Shavon Shields (pronounced sha-VON) returns as one of the cornerstones to the 2013-14 Huskers. As a true freshman, Shields overcame a preseason elbow injury to move into the starting lineup for most of his freshman year. He posted eight double-figure efforts on the season, including a 29-point performance in a win at Penn State and 19 points and 13 rebounds in a loss to No. 8 Michigan State. Shields continues to grow into his frame, adding an inch and bulking up to 219 pounds and has worked hard to expand his game. More importantly, he has emerged as one of the team leaders early in his career and quickly earned the respect of his teammates and coaches for the way he approaches the game and a thirst for improvement.

Summer 2013

Shields spent part of the summer with the Denmark U-20 National Team, leading the country to the championship of the 2013 Nordic Championship. He averaged 13.3 points per game in wins over Sweden, Finland and Estonia, capping the tournament with a 17-point, 12-rebound effort in a 101-94 double overtime win over Estonia. Shields had nine points in the opener against Sweden and 14 points in the victory over host Finland.

2012-13 (Freshman)

Shields emerged as one of the cornerstones of the Huskers' rebuilding project under Tim Miles as a true freshman. Shields played in 29 games and averaged 8.6 points and 5.1 rebounds per game, while shooting 47 percent from the wing. Shields proved his mettle in the Big Ten, ranking in the top eight among all conference freshmen in scoring, rebounding and steals (0.8 spg). Shields reached double figures in scoring eight times while leading NU in scoring three times and eight times in rebounding.

Shields played some of his best basketball in the Big Ten Tournament, averaging a team-high 16.5 ppg on 61 percent shooting and 5.5 rebounds per game. He led NU in scoring with a game-high 19 points and added six rebounds and a pair of steals in a 57-55 win over Purdue in the first round on March 14 before totaling 14 points and five rebounds in a quarterfinal loss to No. 10 Ohio State the



following day.

Shields, who started every Big Ten game but the conference opener, ranked among the league's top freshmen in scoring (9.2 ppg, seventh), rebounding (6.0 rpg, second), field goal percentage (45.0 pct., seventh), 3-point shooting (42.3 pct, second) and steals (0.9). A two-time Big Ten freshman of the week, Shields was 11th in the conference in rebounding, while raising nearly all of his numbers from non-conference play. His biggest contributions came on the boards, as he grabbed at least five rebounds in seven of the Huskers' last eight contests.

During conference play, Shields reached double figures in scoring five times, including a 17-point, seven-rebound performance in the comeback win over Iowa on Feb. 23. He earned Big Ten Freshman-of-the-Week honors for the second time on the season for his performance. Shields collected his first career double-double with a 19-point,

13-rebound effort against No. 8 Michigan State on Feb. 16, the first double-double by a Husker freshman since the 2004-05 season. He set career highs in consecutive games in January, highlighted by a 29-point effort at Penn State on Jan. 19. Shields hit 10-of-11 shots from the field and went 8-of-8 from the line in posting the highest scoring effort by a Husker freshman since 2007 (Ryan Anderson at Hawaii). Shields also had team bests in both rebounds (six) and steals (three) to help NU to its first Big Ten win. On Jan. 16 against Purdue, Shields became the first Husker freshman in three years to lead the team in scoring with a then-career-best 18 points and eight rebounds. For his performances against the Nittany Lions and Boilermakers, Shields was named Big Ten Freshman of the Week. It was the first time since 2009 that a Husker freshman was honored by the league. He averaged 23.5 points on 73 percent shooting and 7.0 rebounds per game in the two games.

SHIELDS' CAREER STATS

vs. All Opponents

Year	G-GS	MP-Avg.	FG-FGA	Pct.	3FG-3FGA	Pct.	FT-FTA	Pct.	Rebounds						TP-Avg.	
									O-D	Tot.-Avg.	F-DQ	A	TO	B		S
2012-13	28-19	804-28.7	89-189	.471	14-39	.359	48-71	.676	34-110	144-5.1	87-4	25	47	8	23	240-8.6
TOTAL	28-19	804-28.7	89-189	.471	14-39	.359	48-71	.676	34-110	144-5.1	87-4	25	47	8	23	240-8.6

vs. Conference Opponents

Year	G-GS	MP-Avg.	FG-FGA	Pct.	3FG-3FGA	Pct.	FT-FTA	Pct.	Rebounds						TP-Avg.	
									O-D	Tot.-Avg.	F-DQ	A	TO	B		S
2012-13	18-17	560-31.1	58-129	.450	11-26	.423	39-59	.661	28-80	108-6.0	64-4	14	30	4	17	166-9.2
TOTAL	18-17	560-31.1	58-129	.450	11-26	.423	39-59	.661	28-80	108-6.0	64-4	14	30	4	17	166-9.2

During non-conference play, Shields played in just one of the Huskers' first six games because of elbow surgery in October before returning to the rotation in December. He set season bests in scoring in three straight non-conference games (Creighton, Oregon and Jacksonville State), capping the run with 14 points on 6-of-7 shooting against JSU. He played a major role in NU's runner-up finish at the Sun Bowl Invitational in El Paso, averaging 5.5 points on 55 percent shooting and 7.0 rebounds in games against Central Michigan and UTEP.

Before Nebraska

Shields came to Nebraska after being one of the top players in the Kansas City area throughout his prep career. Shields joined Kentucky signee Willie Cauley-Stein as Olathe Northwest's first-ever Division I signees in November of 2011. Shields totaled 1,068 points in his three-year career at the school and finished as the school's all-time leader in points, rebounds, free throws, field goals, steals and rebounds.

As a senior, Shields was a consensus first-team Class 6A selection in Kansas after averaging 21.2 points, 8.5 rebounds and 3.0 assists per game for Coach Michael Grove at Olathe Northwest High School. He shot 60 percent from the floor, including 43 percent from 3-point range, in helping the Ravens to a 20-2 record and an appearance in the sub-state finals. Shields helped Olathe Northwest to an unblemished record in league play, earning Sunflower Conference MVP honors. In addition, he earned second-team all-class honors from the Topeka Capital Journal and Wichita Eagle, a first-

team all-metro selection by the Kansas City Star and was a finalist for the DiRenna Award, signifying the top player in the Kansas City metro area.

As a junior, Shields was a second-team all-Class 6A honoree and a first-team All-Sunflower Conference selection, as he averaged 17 points and six rebounds a game. His efforts helped the Ravens finish 17-5 and fall one game shy of reaching the 2011 state tournament. A three-star selection by Rivals, he was rated as the No. 6 prospect in the state of Kansas by ESPN.com. Shields transferred into Olathe Northwest for his sophomore year, earning Sunflower League Newcomer-of-the-Year accolades. He also starred playing AAU ball for the MoKan Elite and Coach Rodney Perry.

An outstanding student with a 4.0 GPA, Shields was on the honor roll throughout high school and a National Honor Society member.

Personal

Shavon is the son of Will and Senia Shields and was born on June 5, 1994, in Overland Park, Kan. Shavon's father, Will, was one of the greatest linemen in Nebraska and NFL history, as he was a 12-time Pro Bowl selection and was one of 15 finalists in the NFL Hall of Fame in both 2012 and 2013. At Nebraska, Shields won the Outland Trophy in 1992 and was inducted into the College Football Hall of Fame in 2012. Shavon has one older sister, Sanayika, who plays basketball at Drury, and a younger brother, Solomon. Shavon selected Nebraska over Texas Tech, Oregon State, Weber State, Long Beach State and Wyoming. Shavon majors in microbiology.

MISC. STATISTICS

Category	2012-13	Career
Double-Figure Scoring	8	8
Double-Figure Rebounding	1	1
Double-Figure Assists	0	0
Double-Doubles	1	1
Led NU in Scoring	3	3
Led NU in Rebounding	8	8
Led NU in Assists	1	1
20+ Point Games	1	1
30+ Point Games	0	0

2012-13 TOP PERFORMANCES

Category	No.	Opponent (Date)
Points	29	at Penn State (1/19/13)
	19	Michigan State (2/16/13)
	19	vs. Purdue (5/15/13)
Rebounds	13	Michigan State (2/16/13)
	9	at Ohio State (1/2/13)
	8	Wisconsin (1/6/13)
	8	Purdue (1/16/13)
Assists	8	Northwestern (1/26/13)
	3	at Minnesota (1/29/13)
	2	Six Times





JORDAN TYRANCE

#11

JR. | GUARD/FORWARD | 6-3 | 202 | LINCOLN, NEB. | SOUTHWEST HS

2013-14 (Outlook)

Throughout his career, junior Jordan Tyrance showed what hard work and perseverance can do. Despite standing just 6-foot-3, Tyrance emerged as one of the Huskers' primary backups in the frontcourt in 2012-13. Tyrance, who walked on to the Husker program, played in 23 games during his sophomore campaign, highlighted by a 10-point, seven-rebound performance against Purdue. One of the best athletes in the program, Tyrance has the versatility to be used in several roles and potentially could crack NU's playing rotation in 2013-14.

2012-13 (Sophomore)

Tyrance provided the Huskers with a valuable backup, as the walk-on averaged 1.0 point and 1.0 rebound per game. He appeared in 23 contests, often as a defensive substitute, but earned more time in the conference season because of his improvement and injuries to the Husker frontcourt.

Tyrance didn't see much action during non-conference play, totaling just two rebounds - both coming against Nicholls State on Dec. 29 - in just 13 minutes of action before playing in 14 of NU's 18 conference tilts.

Tyrance did not play in NU's first three Big Ten games, but got an opportunity for extensive playing time following an elbow injury by Brandon Ubel against Michigan on Jan. 9. He provided a spark off the bench at No. 22 Michigan State on Jan. 13, playing a then career-high 13 minutes and dished out two assists and blocked a pair of shots. He then turned in his best effort as a Husker, setting career highs in points (10), rebounds (seven) and minutes (21) against Purdue on Jan. 16. Not only did it mark his first points of the season, but the first four field goals of his Husker career. He played just four minutes at Penn State on Jan. 19, but his rebound with 13 seconds left helped preserve a two-point lead and gave NU its first Big Ten win. He played 17 minutes against Illinois on Jan. 22, scoring two points and grabbing a pair of rebounds, marking the third time in a four-game stretch he played double-figure



minutes. Tyrance also played 16 minutes at No. 1 Indiana on Feb. 13, when he had two points and a rebound, and 10 minutes at Iowa on March 9, when he tied a career high with two assists. He had four games with multiple rebounds, including four in eight minutes of action at No. 17 Wisconsin on Feb. 26. He also saw action in both of NU's Big Ten Tournament games, including two rebounds in two minutes against No. 10 Ohio State on Feb. 15.

2011-12 (Redshirt Freshman)

Tyrance made his first appearance as a Husker, seeing action in a pair of Big Ten contests. He made his career debut against Iowa on Feb. 20, scoring his first career point and grabbing a pair of rebounds, as Nebraska posted an 80-57 win. He played a season-high four minutes at No. 6 Michigan State on Feb. 25, but did not have any stats.

2010-11 (Redshirt)

Tyrance redshirted after walking on to the Husker program.

Before Nebraska

Tyrance was a two-year starter at Lincoln Southwest High School for Coach Duane Baack. Tyrance averaged nearly a double-double as a senior, averaging 11.1 points and 8.2 rebounds per game, ranking among Class A (largest class) leaders in rebounding. He also averaged 2.2 steals per game to earn first-team All-Heartland Conference honors and honorable-mention all-state accolades from both major papers in the state. He had a 27-point performance against Norfolk and grabbed

13 rebounds against Lincoln East.

During his junior campaign, he was a part-time starter for Lincoln Southwest, which went 22-3 and lost in the state championship game. He averaged seven points and four rebounds per game and was an honorable-mention all-state performer for his efforts.

Tyrance was a three-sport performer in high school, starting at wide receiver and strong safety in football, while competing in track and field, where he placed third in the state as a senior in the triple jump after finishing fourth as a junior.

Tyrance, who spent his freshman and sophomore years at Parkview Christian High School, was a strong performer in the classroom. He earned academic all-state honors on six occasions and was a member of the National Honor Society at Lincoln Southwest High School.

Personal

Jordan is the son of Renita Robinson and Patrick Tyrance Jr., and was born on Oct. 31, 1992. He has one brother, Patrick. Jordan's mother, Renita, was an NCAA champion in the triple jump in 1989 and won four conference titles during her career at Nebraska. His father, Patrick, was a three-year starter in football, earning All-Big Eight honors as a junior and senior. He was also a two-time CoSIDA Academic All-American and was inducted into the CoSIDA Academic All-America Hall of Fame in 2009. Jordan majors in sociology.

CAREER HIGHS

Points 10, vs. Purdue (1/16/13)

Rebounds 7, vs. Purdue (1/16/13)

Field Goals 4, vs. Purdue (1/16/13)

Free Throws 2, three times (last, 2/13/13)

3-point FG None

Assists 2, two times (last, 3/9/13)

Steals 1, two times (last, 1/22/13)

Blocks 2, at Michigan State (1/13/13)

Minutes 21, vs. Purdue (1/16/13)

CAREER HONORS

◆ Nebraska Scholar-Athlete Honor Roll (Fall 2012, Spring 2013)

MISC. STATISTICS

Category	2012-13	Career
Double-Figure Scoring	1	1
Double-Figure Rebounding	0	0
Double-Figure Assists	0	0
Double-Doubles	0	0
Led Team in Scoring	0	0
Led Team in Rebounding	0	0
Led Team in Assists	0	0
20+ Point Games	0	0
30+ Point Games	0	0

TYRANCE'S CAREER STATS

vs. All Opponents

Year	G-GS	MP-Avg.	FG-FGA	Pct.	3FG-3FGA	Pct.	FT-FTA	Pct.	Rebounds								
									O-D	Tot.-Avg.	F-DQ	A	TO	B	S	TP-Avg.	
2010-11	Redshirt																
2011-12	2-0	6-3.0	0-0	.000	0-0	.000	1-2	.500	0-2	2-1.0	1-0	0	0	0	0	0	1-0.5
2012-13	23-0	120-5.2	8-23	.348	0-5	.000	7-9	.778	13-11	24-1.0	15-0	4	9	2	2	2	23-1.0
TOTAL	25-0	126-5.0	8-23	.348	0-5	.000	8-11	.727	13-13	26-1.0	16-0	4	9	2	2	2	24-1.0

vs. Conference Opponents

Year	G-GS	MP-Avg.	FG-FGA	Pct.	3FG-3FGA	Pct.	FT-FTA	Pct.	Rebounds								
									O-D	Tot.-Avg.	F-DQ	A	TO	B	S	TP-Avg.	
2010-11	Redshirt																
2011-12	2-0	6-3.0	0-0	.000	0-0	.000	1-2	.500	0-2	2-1.0	1-0	0	0	0	0	0	1-0.5
2012-13	14-0	103-7.4	8-20	.400	0-4	.000	7-8	.875	10-10	20-1.4	13-0	4	6	2	2	2	23-1.6
TOTAL	16-0	109-6.8	8-20	.400	0-4	.000	8-10	.800	10-12	22-1.4	14-0	4	6	2	2	2	24-1.5



SERGEJ VUCETIC

#14

SO. | CENTER | 7-1 | 238 | VRBAS, SERBIA | PRVA SPORTSKA KOSARKASKA GIMNAZIJA/AIM (MICH.) PREP

2013-14 (Outlook)

With the graduation of Brandon Ubel and Andre Almeida, there is a significant void in the Huskers' frontcourt to fill, and sophomore Sergej Vucetic (pronounced SIR-gay vu-che-tich) has a chance to be a significant contributor this winter.

At 7-foot-1, Vucetic is the second-tallest player in school history (Rich King at 7-2 was the tallest) and the sophomore has worked hard to remake his body and add much-needed strength to a wiry frame.

Vucetic provided depth to the Huskers as a freshman, appearing in 11 games, but scored just eight points and grabbed two rebounds while logging 18 minutes. All of his points came against top-10 teams, with six points coming in a pair of appearances against Ohio State and the other basket coming against Indiana. Vucetic is an intriguing prospect, as he is a skilled big man with range that extends beyond the foul line.

2012-13 (Freshman)

Vucetic provided depth in the Husker frontcourt during his first season as a Husker. He appeared in 11 games, totaling eight points and a pair of rebounds in 18 minutes of action. He connected on his only shot and grabbed a rebound against No. 10 Ohio State in the Big Ten quarterfinals on March 15. During Big Ten Conference play, he appeared in seven contests, totaling six points on 3-of-5 shooting. After not playing for nearly a month, Vucetic hit both of his field goal attempts at No. 8 Ohio State on Jan. 3. He also played three minutes against both Illinois and at No. 1 Indiana on Feb. 13, where he scored his other basket. His most extensive action of the year came at Wisconsin on Feb. 26, when he played the final four minutes against the Badgers. He missed two games because of a knee strain suffered on Jan. 28 before returning to action in the win over Penn State on Feb. 9.

Before Nebraska

Vucetic spent the 2011-12 season at AIM Prep in Northville, Mich., where he averaged 19.5 points and 12 rebounds per game. He was a member of the CAPS All-Stars AAU team under Chris Sparks and played with an international all-star team at the Northwest Indiana All-Star Classic in April of 2012.



A native of Serbia, he played in the Nike International Junior Tournament in Paris in April of 2012 and has played for the FMP Belgrade program, considered one of the top youth programs in Europe.

Oksana. Sergej is the first 7-footer to play at Nebraska since NBA first-round draft pick Rich King in 1991. Vucetic selected Nebraska over a host of schools, including Providence, SMU, Illinois, Northwestern and Vanderbilt among others. He has not declared a major.

Personal

Sergej is the son of Veselin and Marika Vucetic and was born on Dec. 15, 1992, in Vrbas, Serbia. He has one younger brother, Vasilije, and one younger sister

CAREER HIGHS

Points	4, at Ohio State (1/2/13)
Rebounds	1, two times (last, 3/15/13)
Field Goals	2, at Ohio State (1/2/13)
Free Throws	NA
3-point FG	NA
Assists	NA
Steals	NA
Blocks	NA
Minutes	4, at Wisconsin (2/26/13)

CAREER HONORS

- ◆ Nebraska Scholar-Athlete Honor Roll (Spring 2013)

MISC. STATISTICS

Category	2012-13	Career
Double-Figure Scoring	0	0
Double-Figure Rebounding	0	0
Double-Figure Assists	0	0
Double-Doubles	0	0
Led NU in Scoring	0	0
Led NU in Rebounding	0	0
Led NU in Assists	0	0
20+ Point Games	0	0
30+ Point Games	0	0

VUCETIC'S CAREER STATS

vs. All Opponents

Year	G-GS	MP-Avg.	FG-FGA	Pct.	3FG-3FGA	Pct.	FT-FTA	Pct.	Rebounds							TP-Avg.
									O-D	Tot.-Avg.	F-DQ	A	TO	B	S	
2012-13	11-0	18-1.6	4-6	.667	0-0	.000	0-3	.000	1-1	2-0.2	1-0	0	0	0	0	8-0.7
TOTAL	11-0	18-1.6	4-6	.667	0-0	.000	0-3	.000	1-1	2-0.2	1-0	0	0	0	0	8-0.7

vs. Conference Opponents

Year	G-GS	MP-Avg.	FG-FGA	Pct.	3FG-3FGA	Pct.	FT-FTA	Pct.	Rebounds							TP-Avg.
									O-D	Tot.-Avg.	F-DQ	A	TO	B	S	
2012-13	7-0	15-2.1	3-5	.600	0-0	.000	0-2	.000	0-0	0-0.0	0-0	0	0	0	0	6-0.9
TOTAL	7-0	15-2.1	3-5	.600	0-0	.000	0-2	.000	0-0	0-0.0	0-0	0	0	0	0	6-0.9



DEVERELL BIGGS

#1

JR. | GUARD | 6-0 | 175 | OMAHA, NEB. | OMAHA CENTRAL HS/SEWARD CC/WEST TEXAS COLLEGE

2013-14 (Outlook)

One of three redshirts last year, junior guard Deverell Biggs (pronounced DEV-er-el) is ready to put his stamp on the Husker program. Last year, Biggs joined fellow redshirts Terran Petteway and Walter Pitchford on the Husker scout team, giving the starters fits in practice. This year, the 6-foot-175-pounder from Omaha will make a bid to be the Huskers' starting point guard. He is a fluid playmaker with the ability to score as well as get his teammates involved. Biggs also has exceptional quickness and boasts better than a 40-inch vertical leap, which is not surprising for a former state high jump champion.

Two years ago, Biggs garnered first-team NJCAA All-America honors at Seward (Kan.) County Community College last season, averaging 14.6 points, 3.1 assists, 3.3 steals and 3.7 rebounds per game in helping the school to a third-place finish at the national tournament.

Biggs was the first signing for Coach Tim Miles at Nebraska in April of 2012, and the first in-state player to sign with the Husker program since the fall of 2001. He was a standout performer at Omaha Central, leading the Eagles to three Class A (largest class) state titles during his high school career.

2012-13 (Redshirt)

Biggs redshirted the 2012-13 season and will have two years of eligibility remaining beginning with the 2013-14 campaign.

Before Nebraska

Biggs came to Nebraska after earning first-team NJCAA All-America honors after guiding Seward County Community College to a 31-7 record and a third-place finish at the NJCAA National Tournament in 2011-12. He averaged 14.6 points, 3.1 assists, 3.3 steals and 3.7 rebounds per game for Coach Bryan Zollinger, ranking fifth nationally in steals. On the season, he had eight games with at least 20 points, including a near triple double with 26 points, 11 rebounds and eight assists in one contest, and also eight games with at least five steals.

The Jayhawk West and Region VI Player of the Year, Biggs turned in one of his best



performances in the quarterfinals of the national tournament with 12 points, 10 rebounds and four steals against Columbia State. Biggs led Seward County CC in scoring, assists and steals en route to becoming the school's first player to garner first-team All-America recognition since 2003. He was the Region VI Tournament MVP, as he led the Saints to their second National Tournament appearance in five years. He averaged 14.0 points and 3.3 assists in Seward's sweep through the postseason tournament.

He began his career at West Texas College in 2010-11, averaging 14 points and 3.8 steals per game to earn first-team all-conference recognition for Coach Jason Sautter. He had 31 points against Howard

College, one of five 20-point games as a freshman, and seven games with at least five steals.

Biggs originally earned acclaim in leading Omaha Central High School to three Class A state titles (largest class in state) during his career, including his senior year when he averaged 21.8 points and 4.8 rebounds per game in sweeping state player-of-the-year honors from both the Lincoln Journal Star and Omaha World-Herald for Coach Eric Behrens.

A two-time all-state performer, he closed his career with 19 points, four assists and three steals in the 2010 state title game against Norfolk, after putting up 35 points in a 53-52 win over Lincoln Southeast in the state semifinals. Biggs

also starred for the Eagles' track program, leading the school to a Class A state title in 2010 by winning the high jump (7'0") and placing sixth in the triple jump. For his efforts, he was named Nebraska High School Athlete of the Year by both of the state's major papers in 2010.

Personal

Deverell is the son of Cherrese Washington and Robert Biggs and was born on Feb. 17, 1992. Deverell has one brother, Brandon Wallace, and two sisters, Cymone Biggs and Brynn Washington. Deverell is a double major in sociology and ethnic studies at Nebraska.



TERRAN PETTEWAY

#5

SO. | GUARD/FORWARD | 6-6 | 209 | GALVESTON, TEXAS | BALL HS/TEXAS TECH

2013-14 (Sophomore)

Terran Petteaway (pronounced tur-RAHN PET-eh-way) is one of two Division I transfers who sat out last season and will have three years in the Husker program.

Petteaway, who started 11 games at Texas Tech in 2011-12, worked hard in his first season at Nebraska, earning the team's Lifter of the Year, as he has added nearly 15 pounds since arriving on campus. His combination of athleticism and toughness gives Miles options, as Petteaway could defend both on the perimeter or in the post and should be an important part of the Huskers attack. More importantly, he has emerged as one of the Huskers' leaders during the offseason, which is vital for a roster which has only one scholarship senior.

2012-13 (Redshirt)

Petteaway sat out the 2012-13 season after transferring from Texas Tech University.

Before Nebraska

Petteaway played in 27 games at Texas Tech as a true freshman in 2011-12, making 11 starts for the Red Raiders and averaging 3.3 points and 2.1 rebounds per game. He had a season-high 13 points in 15 minutes of action against DePaul in the Old Spice Classic and also had nine-point contests against Indiana State and Cal State Bakersfield. He grabbed a career-high 10 rebounds in an overtime loss to NCAA qualifier Texas, one of three games with at least five caroms. In all, 10 of his 11 starts came in Big 12 action.

Petteaway enjoyed a decorated career at Galveston Ball High School for Coach Jerald Temple. He earned all-state recognition on two occasions and was ranked as one of the top-10 prospects in the state, according to TexasHoops.com. He was a two-time District MVP and District Offensive MVP, averaging 27 points, nine rebounds and 3.5 assists per game as a senior helping the Tornados to a 34-4 record, a regional finals appearance and a fourth straight district crown. As a junior, Petteaway averaged 19.1 points per game in helping Ball High School to a 21-6 mark to earn District 24-5A Offensive Player-of-the-Year honors. He was recruited by Auburn, Colorado,

Clemson, SMU, UTEP and Colorado State before selecting Texas Tech. In addition, he also ran track and was a regional finalist in the 4x400 relay.

Personal

Terran is the son of Terry and Joetta Petteaway and was born on Oct. 8, 1992, in

Galveston, Texas. He is the third brother in his family to play basketball in college, as his oldest brother Terrell played at Lamar from 1999 to 2004 before playing professionally in England, and Tavori played two seasons in junior college. Terran majors in ethnic studies at Nebraska.



CAREER HIGHS

Points 13, vs. DePaul (11/25/11)

Rebounds 10, vs. Texas (2/25/12)

Field Goals 4, two times (last, 11/25/11)

Free Throws 4, vs. DePaul (11/25/11)

3-point FG 2, two times (last, 1/17/12)

Assists 4, at Oklahoma State (1/4/12)

Steals 2, at Oklahoma (1/17/12)

Blocks 1, five times (last, 2/22/12)

Minutes 43, vs. Texas (2/25/12)

MISC. STATISTICS

Category	2012-13	Career*
Double-Figure Scoring	0	1
Double-Figure Rebounding	0	1
Double-Figure Assists	0	0
Double-Doubles	0	0
Led Team in Scoring	0	0
Led Team in Rebounding	0	1
Led Team in Assists	0	2
20+ Point Games	0	0
30+ Point Games	0	0

*includes 2011-12 season at Texas Tech

CAREER HONORS

- ◆ 2013-14 Co-Captain
- ◆ 2012-13 Lifter of the Year

PETTEWAY'S CAREER STATS

vs. All Opponents

Year	GAMES				SHOTS				REBOUNDS				TP-Avg.			
	G-GS	MP-Avg.	FG-FGA	Pct.	3FG-3FGA	Pct.	FT-FTA	Pct.	O-D	Tot.-Avg.	F-DQ	A		TO	B	S
2011-12*	28-11	368-13.1	32-87	.368	12-40	.300	12-26	.462	13-44	57-2.0	45-0	20	35	5	6	88-3.1
TOTAL	28-11	368-13.1	32-87	.368	12-40	.300	12-26	.462	13-44	57-2.0	45-0	20	35	5	6	88-3.1

vs. Conference Opponents

Year	GAMES				SHOTS				REBOUNDS				TP-Avg.			
	G-GS	MP-Avg.	FG-FGA	Pct.	3FG-3FGA	Pct.	FT-FTA	Pct.	O-D	Tot.-Avg.	F-DQ	A		TO	B	S
2011-12*	16-10	211-13.2	10-38	.263	4-17	.235	5-14	.357	7-25	32-2.0	23-0	15	15	3	5	29-1.8
TOTAL	16-10	211-13.2	10-38	.263	4-17	.235	5-14	.357	7-25	32-2.0	23-0	15	15	3	5	29-1.8

*includes year at Texas Tech

WALTER PITCHFORD V #35

SO. | FORWARD | 6-10 | 234 | GRAND RAPIDS, MICH. | EAST LANSING SUMMIT CHRISTIAN ACADEMY/FLORIDA



CAREER HIGHS

Points 2, three times (last, 3/16/12)

Rebounds 1, four times (last, 3/18/12)

Field Goals 1, three times (last, 3/16/12)

Free Throws None

3-point FG None

Assists 1, vs. Stetson (11/28/11)

Steals None

Blocks 1, vs. Georgia (1/10/12)

Minutes 4, vs. Jacksonville (11/25/11)

MISC. STATISTICS

Category	2012-13	Career*
Double-Figure Scoring	0	0
Double-Figure Rebounding	0	0
Double-Figure Assists	0	0
Double-Doubles	0	0
Led Team in Scoring	0	0
Led Team in Rebounding	0	0
Led Team in Assists	0	0
20+ Point Games	0	0
30+ Point Games	0	0

*-includes 2011-12 season at Florida

2013-14 (Outlook)

After a year of waiting in the wings, sophomore forward Walter Pitchford is ready to be a major contributor for the Huskers this season. With the graduation of 2013 seniors Brandon Ubel and Andre Almeida, Pitchford has a chance to play major minutes for the Big Red this season.

Two years ago, Pitchford made 13 appearances as the Gators won 26 games and reached the Elite Eight in 2012. He made good use of his redshirt season, bulking up to 230 pounds while carrying 8 percent body fat. The 6-foot-10, 234-pounder is one of the most athletic big men the Huskers have had in recent years, as he has a 40-inch vertical leap and the quickness to be a force on both the offensive and defensive ends. He is a skilled player who can fill up a stat sheet in a number of ways. He is also a very good shooter for his size, as he is comfortable firing away from behind the arc.

2012-13 (Redshirt)

Pitchford sat out the 2012-13 season after transferring from the University of Florida.

Before Nebraska

Pitchford spent the 2011-12 season at Florida, where he appeared in 13 games, helping the Gators finish 26-11 and reach the NCAA Elite Eight. He totaled six points and four rebounds in 22 minutes of action on the year. He had two points against Virginia in the second round of the NCAA Tournament and grabbed a rebound in three minutes of action in the Gators' third-round win over Norfolk State. Pitchford played a season-high four minutes against Jacksonville in non-conference action and saw time in four SEC contests as a true freshman.

A three-star prospect by Rivals.com and Scout.com, he originally signed a National Letter-of-Intent with DePaul prior to his

senior year, but attended postgraduate school at East Lansing (Mich.) Summit Christian Academy in 2010-11, averaging 17.4 points, 9.5 rebounds and 4.5 blocks per game. He also looked at Indiana, Iowa and Arizona State before joining the Gator program. He also attended New Creations (Ind.) Christian School and Oak Hill (Va.) Academy and played on the AAU circuit for the Michigan Mustangs and Team Detroit.

Personal

Pitchford is also the first NU scholarship player in basketball from Michigan since Chester Surles, who played with the Huskers during the 1994-95 and 1995-96 seasons. Walter has one older brother, Keith, and one sister, Elizabeth. Walter, who was born on April 24, 1992, in Chicago, is the son of Walter Pitchford IV and Elaine Pitchford. He majors in ethnic studies at Nebraska.

PITCHFORD'S CAREER STATS


vs. All Opponents

Year	G-GS	MP-Avg.	FG-FGA	Pct.	3FG-3FGA	Pct.	FT-FTA	Pct.	Rebounds		F-DQ	A	TO	B	S	TP-Avg.
									O-D	Tot.-Avg.						
2011-12*	13-0	22- 1.7	3-11	.273	0-3	.000	0-0	.000	1-3	4-0.3	5-0	1	1	1	0	6-0.5
TOTAL	13-0	22- 1.7	3-11	.273	0-3	.000	0-0	.000	1-3	4-0.3	5-0	1	1	1	0	6-0.5

vs. Conference Opponents

Year	G-GS	MP-Avg.	FG-FGA	Pct.	3FG-3FGA	Pct.	FT-FTA	Pct.	Rebounds		F-DQ	A	TO	B	S	TP-Avg.
									O-D	Tot.-Avg.						
2011-12*	13-0	22- 1.7	3-11	.273	0-3	.000	0-0	.000	1-3	4-0.3	5-0	1	1	1	0	6-0.5
TOTAL	13-0	22- 1.7	3-11	.273	0-3	.000	0-0	.000	1-3	4-0.3	5-0	1	1	1	0	6-0.5

*-includes year at Florida



2013-14 (Outlook)

One of the early recruiting priorities for Nebraska Coach Tim Miles was to find more offensive firepower, and freshman Nick Fuller will look to fill that void. The 6-foot-6 wing from Sun Prairie, Wis., was a prolific scorer during his high school career, totaling 1,940 points and was a finalist for Mr. Basketball in Wisconsin as a senior.

As a senior, he averaged 25.0 points per game and was a two-time Wisconsin State Journal Area Player of the Year. As a senior, Fuller led his Sun Prairie High School team to its first conference title in 37 years and was ranked as one of the

NICK FULLER

FR. | GUARD/FORWARD | 6-6 | 198 | SUN PRAIRIE, WIS. | SUN PRAIRIE HS

nation's top 150 players by 247 Sports. The left-hander has a deft touch from the perimeter and plays the game with tenacity. With those traits and good size, he could fit into a number of spots in the Husker lineup as the season progresses. Fuller joins fellow freshman Tim Wagner as Badger state natives at Nebraska, the first time NU has had a player from the state since the mid-1980s.

Before Nebraska

Fuller enjoyed a storied high school career playing for Coach Jeff Boos at Sun Prairie High School. Fuller was a four-year starter and set the Big Eight Conference scoring record with 1,940 points, shattering the previous mark of 1,669 points by Jeronne Maymon, who is a senior at Tennessee. He had a pair of 40-point games and scored 30 or more points 15 times during his high school career. He was a two-time Wisconsin State Journal All-Area Boys Basketball Player of the Year and two-time Big Eight Conference Player of the Year. He also grabbed 693 rebounds from his forward spot.

Fuller was rated by 247Sports as one of the top 150 players in the country and was a consensus three-star recruit by Rivals.com, Scout.com, ESPN Recruiting Nation and 247Sports.com. He was listed by ESPN as the 21st-best small forward in the country in the class of 2013.

A finalist for Mr. Basketball in Wisconsin in 2012-13, Fuller averaged 25.0 points and 11.2 rebounds per game in leading Sun Prairie to a 20-4 record and the Cardinals' first conference title in 37 years. He shot 80 percent from the line and got to the line 220 times during his senior campaign. A second-team all-state selection, he was part of a talent-rich 2012-13 senior class which sent nearly 20 players to the Division I ranks. He was a two-time D1 all-state selection by the Wisconsin Basketball Coaches Association and a three-time all-state honoree by the AP.

He earned Big Eight Conference Player of the Year and Wisconsin State Journal Area Player of the Year for the first time as a junior, when he averaged 23.5 points and 8.2 rebounds per game in helping Sun Prairie to a 17-8 record and a berth in the 2012 Division I sectional semifinals. He totaled 40

points in a win over Madison West to help Sun Prairie earn a runner-up conference finish. A three-time all-conference pick and three-time all-state honoree, Fuller averaged 18.5 points per game as a sophomore and helped Sun Prairie to a 19-6 record and a sectional final runner-up. In the summers, he played for the Wisconsin Swing AAU program directed by Justin Litscher.

He also performed well in the classroom during his career at Sun Prairie, carrying a 3.5 GPA and making the honor roll all four years at the school. Fuller selected Nebraska over Minnesota and a host of schools, including Marquette, Butler, Colorado and Creighton.

Personal

Nick is the son of Jeff and Ann Fuller and was born on May 2, 1995, in Madison, Wis. He has one younger brother, Kyle. Nick, who chose Nebraska because of the coaching staff and academics, has not declared a major at Nebraska.



NATHAN HAWKINS

#4

FR. | GUARD | 6-5 | 198 | GARLAND, TEXAS | ROWLETT HS



2013-14 (Outlook)

Freshman Nathan Hawkins will provide the Huskers with intriguing options this season. The 6-foot-5 guard from Garland, Texas, was among the nation's top 250 high school seniors last year when he averaged 16.1 points and 7.1 rebounds per game at Rowlett High School, a program which had three Division I signees last season. He was the district offensive player of the year as a senior, while helping Rowlett HS to a 22-9 record.

Hawkins has good length and athleticism on the wing, as well as a high basketball IQ and a knack for making winning plays on the court. He could push for playing time in the backcourt or on the wing as a freshman. His family is heavily involved in college athletics, as his older sister is a volleyball player at the University of Memphis.

Before Nebraska

Hawkins was a four-year starter for Coach Stan Blackmon at Rowlett High School, located just outside of Dallas. Hawkins was a three-time first-team all-district selection who totaled 1,255 points and grabbed 492 rebounds during his high school career. He was a consensus three-star selection from Scout.com, Rivals.com and 247sports.com and one of the top 250 players in the country by various recruiting services. Hawkins was rated as one of the top 15 seniors in Texas by ESPN.com and TexasHoops.com in the class of 2013, as well as one of the top 20 deep shooters nationally in the class of 2013 by Rivals.com's Eric Bossi.

One of three players on the Rowlett squad who signed with Division I programs, Hawkins averaged 16.4 points and 7.1 rebounds per game as a senior, helping Rowlett High School finish with a 22-9 record. He earned first-team all-district honors for the third straight season while being chosen as the District 11-5A Co-Offensive Player of the Year for his efforts. The 6-foot-5 guard garnered first-team all-district accolades during a



junior campaign where he averaged 12.9 points, five rebounds and four assists per game to help Rowlett to a 22-9 mark and a Bi-District championship. He moved into the starting lineup as a sophomore, averaging 11.8 points, 4.7 rebounds and 2.4 assists per contest to garner all-district honors. Hawkins also played for the Dallas Mustangs AAU program and coaches Gerald Boone and Tony Johnson. Hawkins also performed well in the classroom, earning first-team academic all-state honors as a senior, carrying a 3.8 GPA and ranked in the top-10 percent of his senior class. He was also a four-time academic all-district pick. Hawkins chose Nebraska over Kansas State, Oklahoma, UTA and Oklahoma State.

Personal

Nathan is the son of Rob and Janene Hawkins and was born on Sept. 9, 1994, in San Antonio, Texas. He has an older sister, Lauren, who is a two-year starting middle blocker at the University of Memphis. Nathan has not declared a major at Nebraska.



2013-14 (Outlook)

Junior college transfer Leslee Smith provides the Huskers with an infusion of size and experience. The Huskers lost two of their top three post players from last year, including two-year starter Brandon Ubel, and Smith will be counted on to fill the void. He possesses the size to battle on the interior and the athleticism to help anchor the Huskers' defense. The 6-foot-8, 255-pounder spent last season at Seward County (Kan.) Community College, where

LESLEE SMITH

#21

JR. | FORWARD | 6-8 | 255 | LONGLOOK, BRITISH VIRGIN ISLANDS | SEWARD COUNTY CC/SMU

he averaged 8.3 points and 6.6 rebounds per game in helping the school win the Jayhawk West Conference in 2013. Smith, who began his collegiate career at SMU, was one of four players from Seward CC to sign with Division I programs in 2013. Smith is the first Husker basketball player from the British Virgin Islands.

Before Nebraska

Smith played at Seward County Community College in 2012-13 for Coach Bryan Zollinger, helping the Saints win the Jayhawk West Conference championship. Smith averaged 8.3 points and a team-leading 6.6 rebounds per game to help Seward County CC to a 25-8 record and the Region VI semifinals. He reached double figures in scoring eight times, including a 16-point effort against Garden City CC, and had four games of at least 10 rebounds, including 13 caroms against Lamar State College. He totaled a pair of double-doubles while finishing second on the club

with 22 blocked shots. His signing marked the second straight season Nebraska signed a player from Seward CC, joining Deverell Biggs, who signed in April of 2012.

Smith began his college career at SMU, where he spent two seasons in the Mustangs program playing for Coach Matt Doherty. After redshirting his first season, his second year got off to a slow start after he tore his right ACL in March of 2011. He played 25 games during the 2011-12 season after missing the first seven games rehabbing the injury, averaging 3.8 points, 3.4 rebounds and 1.2 assists per game. He led the Mustangs in rebounding six times, including a pair of double-figure rebound performances. He had 12 rebounds against Southeast Missouri State and 11 against Tulane. Smith's 12 rebounds against Southeast Missouri State were the most by a Mustang freshman since the 2007-08 season. Smith's season high in points came in a 10-point effort against Tulsa. He started SMU's final four games and made six starts

during his redshirt freshman campaign.


Smith played his high school basketball at Christian Life Center Academy in Humble, Texas, for Carlos Wilson. As a senior, he averaged 12 points and seven rebounds per game. He was also selected to the school honor roll at Christian Life Center Academy.

Smith helped the BVI National Team to a silver medal at the 2009 FIBA Caribbean Basketball Confederation (CBC) Championships held on Tortola, BVI. Smith also looked at Saint Louis University and Murray State before selecting Nebraska.

Personal

Leslee is the son of Annetta Penn and was born on July 17, 1990, in Tortola, British Virgin Islands. He has two sisters, Melanie and Gabriel and two brothers Lesshawn and Jeremiah. Leslee majors in sociology at Nebraska.





TIM WAGNER

#33

FR. | GUARD | 6-3 | 188 | GALESVILLE, WIS. | GALE-ETTRICK-TREMPEALEAU HS

2013-14 (Outlook)

Freshman Tim Wagner is the lone walk-on in this year's recruiting class, as the 6-foot-3 guard hails from Galesville, Wis. Wagner adds depth and shooting ability to the Husker backcourt, but will be sidelined for the season after suffering a fractured left ankle during a practice on Oct. 2. Because of the injury, he will redshirt this year but should be close to 100 percent by the end of the season.

As a senior at Gale-Ettrick-Trempealeau High School, he averaged 23.5 points per game en route to earning conference player-of-the-year honors and helping his team to a sectional finals appearance in 2013. An exceptional student, Wagner carried a 3.95 GPA in high school and majors in math education at NU. The Wagner family has been close to Husker basketball coach Tim Miles for nearly three decades, as Tim Wagner's father, Mark, attended the University of Mary in North Dakota with Miles back in the 1980s. Tim Wagner joins fellow freshmen Nick Fuller as the first Wisconsin natives to play basketball at Nebraska since Keith Neubert - who played professional basketball in Europe and in the NFL before becoming an actor - in the mid-1980s.

Before Nebraska

Wagner spent four years playing for his father, Mark at Gale-Ettrick-Trempealeau High School. Tim totaled 1,354 points, 249 rebounds, 280 assists and 83 steals during his high school career.

As a senior, Wagner averaged 23.8 points per game, was the Winona Daily News Boys High School Player of the Year and the Coulee Conference Player of the Year, as he led G-E-T to a 20-5 record and an appearance in the sectional finals. He was chosen as a Division 3 all-state pick as a senior, a season highlighted by a 41-point effort against Blair-Taylor. As a junior, he earned honorable-mention all-conference honors, averaging 14.1 points and 3.1 assists per game as G-E-T went 26-2 with a state runner-up finish after reaching the state tournament for the first time in more than 50 years. He played AAU ball with the Wisconsin Jets for Coach Matt Majkrzak. He was selected to play in the Wisconsin



Basketball Coaches Association All-Star game, where he scored 19 points, including 4-of-9 from 3-point range, to lead the Division 3 North squad to a 100-71 win. As a junior, he was a first-team All-Coulee and second-team all-area selection, averaging 14.1 points and 3.5 assists per game. He also averaged 10.8 points per game while starting as a sophomore to earn second-

team all-conference accolades.

Wagner also excelled in the classroom, posting a 3.95 GPA and was an academic all-state selection in basketball. A four-year academic all-conference pick in basketball, he also played baseball for three seasons at G-E-T. Wagner turned down a scholarship from Winona State to walk-on at Nebraska.

Personal

Tim is the son of Mark and Nancy Wagner and was born on Dec. 9, 1994, in Wisconsin Rapids, Wis. He is the oldest of three kids with one younger brother, Nick, and one younger sister, Alexis. Tim is majoring in math education at Nebraska.



TAI WEBSTER

#0

FR. | GUARD | 6-4 | 194 | AUCKLAND, NEW ZEALAND | WESTLAKE BOYS HS

the National Basketball League in his native New Zealand, where he was the youngest player in the league at just 18 years old. Webster comes from an accomplished basketball family, as his father was an All-WAC performer at Hawaii, while his older brother is also a member of New Zealand's national team.

Before Nebraska

Webster has enjoyed a decorated career on the international stage, as well as in his native New Zealand. He was a four-star recruit by ESPN.com and one of the top point guards in the class of 2013.

After graduating from Westlake Boys High School last winter, Webster played for the Waikato Pistons in the National Basketball League in New Zealand. This spring, he averaged 18.5 points, 3.9 rebounds and 4.4 assists per game despite being the youngest player in the league.

In his final year in school, Webster led the Westlake Boys High School and Coach Ben Eves to the National Secondary Schools Basketball Championships in October of 2012, scoring 24 points en route to

garnering tournament MVP honors.

He also paced his North Harbour squad to the finals of the Under 19 Men's Championship, where he scored 42 points in a one-point loss and was named to the all-tournament team in 2012.

Most of Webster's acclaim has been on the national and international stage, as he was selected for the New Zealand team at 17 years old. He made his national team debut in 2012, leading the Tall Blacks in scoring three times in six contests in his first competition on the senior national team. He averaged 13.5 points per game in the 2012 FIBA World Olympic Qualifying Tournament, while shooting 52.5 percent from the field, including 62.5 percent from three-point range. His 21 points led all scorers in a win over Angola, as he went 7-of-12 from the field, including 5-of-6 from 3-point range. He made his debut with the New Zealand team at 17 years old and 35 days, which was the youngest player to ever make the New Zealand National Team in a major world tournament (previous mark was 19 years and 299 days by former Wisconsin star Kirk Penny in the 2000

Sydney Olympics). He topped New Zealand in scoring in pretournament competition against both Olympic qualifier Brazil (eight) and Greece (18). He also won a gold medal at the inaugural FIBA 3x3 U18 World Championship in Italy in 2011. In addition to his basketball, he also played volleyball at Westlake Boys High School.

Webster selected Nebraska over Pittsburgh, Virginia, Wake Forest, St. Mary's, LSU and SMU.

Personal

Tai is the son of Cherry and Tony Webster and was born on May 29, 1995, in Auckland, New Zealand. He has one older brother, Corey, who is a member of New Zealand's national team. Tony Webster was a standout athlete in his own right, earning first team All-WAC honors at Hawaii in 1983 and ranking fourth on Hawaii's career steals list before playing professionally in New Zealand. Tai has not declared a major at Nebraska.

2013-14 (Outlook)

Tai (pronounced Tie) Webster is a true throwback. The 6-foot-4 guard is a true combo guard who can play either spot in the backcourt for the Huskers as a true freshman. Webster has enough size and speed to get into the lane, while possessing a shooting touch than can extend defenses. More importantly for the Huskers is his international experience. He was selected for New Zealand's national team in the summer of 2013 and averaged 13.5 points per game against some of the world's best international players. After graduating high school, Webster played in



CAREER GAME-BY-GAME TOTALS

#2 DAVID RIVERS

2011-12 Game-by-game (19 games, 0 starts)

Opponent	MP	FG-A	3FG-A	FT-A	R	F	A	B	S	Pts.	
South Dakota	1	0-1	0-1	0-0	0	0	0	0	0	0	
at USC	--- Did not play (coaches decision) ---										
Rhode Island	8	0-1	0-1	0-0	0	1	1	0	0	0	
Oregon	--- Did not play (coaches decision) ---										
South Dakota State	18	3-5	1-2	1-1	5	3	0	0	0	8	
Wake Forest	17	1-3	0-2	1-2	3	2	1	1	1	3	
at Creighton	7	0-0	0-0	0-0	1	1	0	0	0	0	
FGCU	6	0-0	0-0	0-0	0	0	0	0	0	0	
at TCU	13	2-3	1-2	0-0	0	0	1	0	0	5	
Alcorn State	18	0-2	0-2	2-4	1	0	2	1	1	2	
Central Michigan	12	1-2	0-0	0-0	2	1	0	0	0	2	
No. 11 Wisconsin*	3	0-1	0-0	0-0	0	0	0	0	1	0	
No. 16 Michigan State*	5	0-1	0-0	0-0	0	0	0	0	0	0	
at No. 6 Ohio State*	20	0-3	0-2	0-0	1	0	0	0	1	0	
at Illinois*	--- Did not play (coaches decision) ---										
Penn State*	--- Did not play (coaches decision) ---										
at Wisconsin*	--- Did not play (coaches decision) ---										
No. 11 Indiana*	--- Did not play (coaches decision) ---										
No. 6 Ohio State*	7	0-1	0-1	0-0	0	1	0	0	0	0	
at Iowa*	--- Did not play (coaches decision) ---										
at Northwestern*	--- Did not play (coaches decision) ---										
Minnesota*	--- Did not play (coaches decision) ---										
No. 22 Michigan*	2	0-0	0-0	0-0	0	0	0	0	0	0	
at Penn State*	4	0-0	0-0	0-0	1	1	0	0	0	0	
Illinois*	3	0-3	0-2	0-2	1	0	0	0	0	0	
at Purdue*	3	0-1	0-1	0-0	0	0	0	0	0	0	
at No. 6 Michigan State*	8	0-3	0-2	0-1	1	0	0	0	1	0	
Iowa*	--- Did not play (coaches decision) ---										
at Minnesota*	--- Did not play (coaches decision) ---										
vs. Purdue^	3	0-0	0-0	0-0	0	0	0	0	0	0	
Totals	158	7-30	2-19	4-10	16	10	5	2	5	20	

2012-13 Game-by-game (33 games, 17 starts)

Opponent	MP	FG-A	3FG-A	FT-A	R	F	A	B	S	Pts.
Southern	27	1-6	0-1	0-1	6	0	3	0	0	2
Valparaiso	27	3-8	0-2	1-2	4	4	1	2	0	7
Nebraska-Omaha	22	2-6	0-2	0-0	4	0	0	0	0	4
Tulane	15	2-2	1-1	0-2	1	0	0	0	0	5
Kent State	23	1-6	0-3	4-6	2	1	0	2	0	6
at Wake Forest	32	2-7	0-0	1-2	7	2	2	1	0	5
USC	23	2-5	1-1	0-0	4	1	1	1	0	5
No. 16 Creighton	13	1-4	0-1	0-0	1	4	1	0	1	2
at Oregon	4	0-1	0-0	0-0	0	0	0	0	0	0
Jacksonville State	7	1-2	0-0	0-0	2	1	0	0	0	2
vs. Central Michigan	25	8-10	0-0	4-5	7	2	0	1	0	20
at UTEP	16	0-3	0-0	0-0	2	3	0	1	0	0
Nicholls State	28	4-7	0-0	4-6	6	2	1	0	2	12
at No. 8 Ohio State*	23	3-4	1-1	0-1	4	0	0	0	0	7
Wisconsin*	16	1-1	0-0	0-0	1	0	0	1	1	2
at No. 2 Michigan*	32	2-6	0-1	0-0	4	1	0	1	0	4
at No. 22 Michigan State*#	40	8-8	1-1	1-1	6	4	0	1	1	18
Purdue* #	39	2-9	0-0	1-2	1	2	1	0	1	5
at Penn State* #	23	2-7	0-1	0-0	1	2	0	0	1	4
Illinois* #	21	2-4	0-1	1-3	2	1	0	0	0	5
Northwestern* #	26	3-4	1-1	1-5	4	3	0	0	1	8
at No. 23 Minnesota* #	15	0-3	0-0	0-2	0	4	1	0	0	0
No. 11 Ohio State* #	25	5-7	1-1	2-2	6	1	0	0	0	13
Penn State* #	33	1-5	0-0	7-8	6	3	5	0	1	9
at No. 1 Indiana* #	36	3-6	0-1	0-0	4	4	0	0	0	6
No. 8 Michigan State* #	38	3-10	0-1	1-1	2	4	0	0	1	7
Iowa* #	35	3-8	0-0	0-1	4	2	1	1	3	6
at No. 17 Wisconsin* #	35	1-8	0-0	0-0	2	2	1	0	0	2
at Illinois* #	35	3-8	0-0	1-2	5	0	1	1	0	7
Minnesota* #	34	2-7	0-1	3-4	6	5	2	1	0	7
at Iowa* #	17	1-2	0-0	0-0	0	1	0	0	0	2
vs. Purdue ^#	24	2-4	0-1	0-0	6	5	2	0	1	4
vs. No. 10 Ohio State ^#	20	0-3	0-1	0-0	2	3	1	0	0	0
Totals	829	74-181	6-23	32-56	112	67	24	14	14	186

#3 BENNY PARKER

2012-13 Game-by-game (33 games, 16 starts)

Opponent	MP	FG-A	3FG-A	FT-A	R	F	A	B	S	Pts.
Southern #	31	4-7	0-0	0-0	1	1	1	0	0	8
Valparaiso #	27	3-5	1-2	0-0	3	2	3	0	0	7
Nebraska-Omaha #	21	4-6	0-0	0-0	2	3	1	0	1	8
Tulane #	31	1-3	0-0	1-1	2	1	7	0	1	3
Kent State #	27	1-3	0-1	2-2	0	3	2	0	1	4
at Wake Forest #	30	1-3	0-1	6-9	2	0	4	0	4	8
USC #	24	2-4	1-1	0-0	2	1	0	0	0	5
No. 16 Creighton #	25	0-3	0-0	0-0	0	1	5	0	0	0
at Oregon #	27	1-2	0-0	0-0	2	0	2	0	1	2

Jacksonville State #	24	0-3	0-0	2-2	3	2	3	0	0	2
vs. Central Michigan #	25	1-2	0-0	2-4	2	4	4	1	1	4
at UTEP #	18	0-1	0-0	0-0	0	1	3	0	0	0
Nicholls State #	28	2-4	0-0	0-0	2	3	4	0	1	4
at No. 8 Ohio State*#	30	0-3	0-1	0-0	3	2	1	0	2	0
Wisconsin* #	31	1-3	0-1	0-0	3	1	1	0	0	2
at No. 2 Michigan* #	12	0-0	0-0	0-0	0	4	1	0	0	0
at No. 22 Michigan State* #	20	0-2	0-0	0-0	0	2	2	0	2	0
Purdue* #	7	0-2	0-1	0-0	0	0	0	0	0	0
at Penn State* #	18	0-1	0-0	0-0	1	2	2	0	2	0
Illinois* #	16	0-2	0-0	2-2	0	0	1	0	1	2
Northwestern* #	21	1-2	0-0	1-2	3	3	2	0	3	3
at No. 23 Minnesota* #	30	0-1	0-0	1-2	3	2	6	0	0	1
No. 11 Ohio State* #	9	2-2	0-0	0-0	0	2	1	0	0	4
Penn State* #	21	0-4	0-0	4-4	1	3	2	0	1	4
at No. 1 Indiana* #	23	2-5	0-0	0-0	0	1	1	0	1	4
No. 8 Michigan State* #	15	1-1	0-0	0-0	1	2	1	0	0	2
Iowa* #	9	0-0	0-0	0-2	0	1	2	0	0	0
at No. 17 Wisconsin* #	13	1-2	0-0	1-2	1	0	0	0	0	3
at Illinois* #	10	0-1	0-1	0-0	0	5	0	0	0	0
Minnesota* #	13	0-2	0-0	0-0	2	2	1	0	0	0
at Iowa* #	7	0-0	0-0	1-2	0	1	1	0	1	1
vs. Purdue ^	15	1-3	0-2	0-0	2	0	2	1	0	2
vs. No. 10 Ohio State ^	23	2-5	0-1	1-2	3	2	3	0	1	5
Totals	681	31-87	2-13	24-36	44	57	69	2	24	88

#10 TREVOR MENKE

2011-12 Game-by-game (3 games, 0 starts)

Opponent	MP	FG-A	3FG-A	FT-A	R	F	A	B	S	Pts.
Alcorn State*	4	0-1	0-1	0-0	0	1	0	0	0	0
Central Michigan*	2	0-0	0-0	0-0	0	0	0	0	0	0
vs. Purdue ^	1	0-0	0-0	0-0	0	0	0	0	0	0
Totals	7	0-1	0-1	0-0	0	1	0	0	0	0

2012-13 Game-by-game (15 games, 0 starts)

Opponent	MP	FG-A	3FG-A	FT-A	R	F	A	B	S	Pts.	
Southern	16	0-1	0-1	0-0	0	2	0	0	0	0	
Valparaiso	7	0-1	0-1	0-0	2	0	0	0	0	0	
Nebraska-Omaha	16	0-3	0-2	0-0	0	2	3	0	1	0	
Tulane	DNP-CD										
Kent State	2	0-0	0-0	0-0	0	2	0	0	0	0	
at Wake Forest	3	0-0	0-0	0-0	0	0	0	0	0	0	
USC	DNP-CD										
No. 16 Creighton	2	0-0	0-0	0-0	0	0	0	0	0	0	
at Oregon	DNP-CD										
Jacksonville State	DNP-CD										
vs. Central Michigan	DNP-CD										
at UTEP	DNP-CD										
Nicholls State	DNP-CD										
at No. 8 Ohio State* #	DNP-CD										
Wisconsin* #	0	0-0	0-0	0-0	0	0	0	0	0	0	
at No. 2 Michigan* #	DNP-CD										
at No. 22 Michigan State* #	0	0-0	0-0	0-0	0	0	0	0	0	0	
Purdue* #	DNP-CD										
at Penn State* #	DNP-Injury (Ankle)										
Illinois* #	3	0-0	0-0	1-2	0	0	0	0	0	1	
Northwestern* #	5	0-0	0-0	0-0	0	0	2	0	0	0	
at No. 23 Minnesota* #	2	0-0	0-0	0-0	0	0	0	0	0	0	
No. 11 Ohio State* #	DNP-CD										
Penn State* #	DNP-CD										
at No. 1 Indiana* #	3	0-0	0-0	0-0	0	0	0	0	0	0	
No. 8 Michigan State* #	DNP-CD										
Iowa* #	DNP-CD										
at No. 17 Wisconsin* #	3	0-2	0-0	0-0	0	0	0	0	0	0	
at Illinois* #	DNP-CD										
Minnesota* #	DNP-CD										
at Iowa* #	2	1-1	1-1	0-0	0	0	0	0			

#31 SHAVON SHIELDS

2012-13 Game-by-game (28 games, 19 starts)

Opponent	MP	FG-A	3FG-A	FT-A	R	F	A	B	S	Pts
Southern		DNP-Injury (elbow)								
Valparaiso		DNP-Injury (elbow)								
Nebraska-Omaha		DNP-Injury (elbow)								
Tulane	14	0-1	0-1	0-0	1	4	1	0	0	0
Kent State		DNP-Injury (elbow)								
at Wake Forest		DNP-Injury (elbow)								
USC	10	1-3	0-0	0-0	0	1	2	0	1	2
No. 16 Creighton	20	2-5	1-2	0-1	1	1	0	1	0	5
at Oregon	30	3-10	0-4	1-1	2	4	0	0	0	7
Jacksonville State	28	6-7	0-0	2-2	3	1	1	1	2	14
vs Central Michigan	21	3-5	0-0	0-0	7	4	2	0	1	6
at UTEP	29	2-4	0-0	1-1	7	2	1	0	0	5
Nicholls State	19	0-2	0-2	2-4	4	2	2	1	0	2
at No. 8 Ohio State *	30	2-5	0-1	0-0	9	4	0	1	1	4
Wisconsin **	31	1-6	0-1	1-1	8	4	0	0	0	3
at No. 2 Michigan **	33	3-8	0-1	0-3	6	3	2	0	0	6
at No. 22 Michigan State **	26	4-8	1-2	0-0	6	5	2	0	0	9
Purdue **	37	6-11	2-2	4-6	8	4	1	1	1	18
at Penn State **	38	10-11	1-1	8-8	6	5	0	0	3	29
Illinois **	21	0-2	0-0	2-6	4	5	0	0	1	2
Northwestern **	25	2-5	0-1	2-4	8	4	1	0	0	6
at No. 23 Minnesota **	33	3-8	1-2	3-4	3	1	3	0	0	10
No. 11 Ohio State **	29	3-9	0-1	0-0	3	3	0	1	2	6
Penn State **	26	1-2	0-1	5-6	3	4	0	0	0	7
at No. 1 Indiana **	23	1-6	0-0	3-4	3	4	1	1	1	5
No. 8 Michigan State **	40	7-13	3-3	2-2	13	1	1	0	2	19
Iowa **	37	5-9	1-2	6-9	7	2	0	0	0	17
at No. 17 Wisconsin **	30	1-7	0-1	0-0	7	4	0	0	0	2
at Illinois **	34	4-5	1-1	0-1	5	4	2	0	1	9
Minnesota **	34	3-7	0-2	2-4	6	5	1	0	2	8
at Iowa **	33	2-7	1-4	1-1	3	2	0	0	3	6
vs. Purdue **	37	8-12	1-1	2-2	6	1	1	0	2	19
vs. No. 10 Ohio State **	36	6-11	1-3	1-1	5	3	1	1	0	14
Totals	804	89-189	14-39	48-71	144	84	25	8	23	240

#44 KYE KURKOWSKI


2011-12 Game-by-game (2 games, 0 starts)

Opponent	MP	FG-A	3FG-A	FT-A	R	F	A	B	S	Pts
Illinois *	2	0-0	0-0	0-0	0	0	0	0	0	0
vs. Purdue ^	1	0-0	0-0	0-0	0	0	0	0	0	0
Totals	3	0-0	0-0	0-0	0	0	0	0	0	0

2012-13 Game-by-game (6 games, 0 starts)

Opponent	MP	FG-A	3FG-A	FT-A	R	F	A	B	S	Pts
Illinois *	3	0-0	0-0	0-0	2	0	0	0	0	0
Northwestern *	1	1-1	0-0	0-0	0	0	0	0	0	2
at No. 1 Indiana *	1	0-0	0-0	0-0	0	0	0	0	0	0
at No. 17 Wisconsin *	2	0-0	0-0	0-0	0	0	0	0	0	0
at Iowa *	1	0-0	0-0	0-0	0	0	0	0	0	0
vs. No. 10 Ohio State ^	1	0-0	0-0	0-0	0	0	0	0	0	0
Totals	9	1-1	0-0	0-0	2	0	0	0	0	2


2013-14 NEBRASKA BASKETBALL STUDENT STAFF



*Cameron Beck
Athletic Training*



*Robert Edwards
Manager*



*Garret Frei
Manager*



*Blake Kooima
Athletic Training*



*Jon Pfeifer
Strength and Conditioning*




*Andrew Pierce
Manager*




*David Schwartz
Strength and Conditioning*



*Brad Shaw
Manager*




*Skyler Sullivan
Manager*



*Joey Werning
Manager*

COACHES & STAFF



TIM MILES
HEAD COACH

- THIS IS NEBRASKA
- OUTLOOK
- 2013-14 HUSKERS
- COACHES**
- ADMINISTRATION
- OPPONENTS
- REVIEW
- RECORDS
- HISTORY
- MEDIA



TIM MILES FILE

Information

Date of Birth: Aug. 20, 1966
Hometown: Doland, S.D.
High School: Doland (1985)

Family

Wife: Kari
Daughter: Ava (13)
Son: Gabriel (9)

Education

University of Mary, 1989
B.S. in physical education and elementary education
Northern State University, 1990
M.A. in health, physical education, and recreation

Coaching Experience

Nebraska, Second season
2012-present (head coach)
Colorado State, Five seasons
2007-12 (head coach)
North Dakota State, Six seasons
2001-07 (head coach)
Southwest Minnesota State, Four seasons
1997-2001 (head coach)
Mayville State, Two seasons
1995-97 (head coach)
Northern State, Six seasons
1989-1995 (assistant coach)

Awards and Honors

- ◆ District VIII Coach of the Year, USBWA, 2012
- ◆ Mountain West Coach of the Year, CollegeInsider.com, 2010
- ◆ University of Mary Hall of Fame Inductee, 2007
- ◆ Division I Independent Coach of the Year, CBS Sportsline, 2005-06
- ◆ Finalist for the Hugh Durham Mid-Major Coach of the Year Award, 2005-06
- ◆ North Central Region Coach of the Year, 2000-01
- ◆ Northern Sun Conference Coach of the Year, 2000-01
- ◆ National Coach of the Month, (Division II Bulletin), Dec. 2000
- ◆ NDCAC Coach of the Year, 1996

TIM MILES

HEAD COACH | SECOND YEAR | UNIV. OF MARY, 1989 | CAREER/NU RECORD: 298-238 (18 YEARS)/15-18 (ONE)

“I promise you this. You give us a chance, Husker fans you give us a chance and we’re going to come through for you. We’ve exceeded expectations everywhere we’ve been, and I intend to continue to do the same.”

- Tim Miles at his introductory press conference on March 24, 2012

Exceeding expectations. That’s what Tim Miles has done throughout his collegiate coaching career.

A proven program builder who has enjoyed success at the Division I, Division II and NAIA levels, Tim Miles was named the 27th basketball coach at the University of Nebraska on March 24, 2012.

“Tim Miles is an ideal fit to lead our men’s basketball program,” then-Nebraska Athletic Director Tom Osborne said when announcing the hiring. “He has built successful programs at four schools at different levels of college basketball. Tim is

from this part of the country, has recruited the Midwest and will relate well to our players, prospective recruits and our fans.”

For Miles, who hails from Doland, S.D., the opportunity to coach in the Big Ten and the new facilities for Nebraska basketball, including the Hendricks Training Complex and the Pinnacle Bank Arena, puts the Husker basketball program in position for success.

“Now is the best time in history to be the men’s basketball coach at Nebraska,” Miles said. “We’re in the premier basketball league in the country, and we want to build

on that. We want to make the Big Ten even better than it is right now and that is our job right now.”

Miles, the only active coach who has taken teams to the postseason at the Division I, Division II and NAIA ranks, overachieved with the Huskers in his first season at Nebraska. He took a team that returned one starter and two of its top nine scorers, and improved the Huskers’ win total from 12 to 15 despite facing one of the nation’s toughest schedules, including a school-record 10 ranked teams. Nebraska posted wins over a trio of NCAA



Tournament teams before capping the season with a win over Purdue in the Big Ten Tournament in Chicago – the program’s first Big Ten Tournament victory. Not a bad feat for a program that was a near unanimous choice for the league cellar by the league’s pundits.

Fans have bought into Miles’ vision as well, as season ticket numbers have improved over 90 percent since Miles arrived at Nebraska, while Pinnacle Bank Arena is sold out its first season – an unprecedented feat over a century of Husker basketball.

Before taking the Nebraska job, Miles spent the previous five seasons building the Colorado State program into a contender in the Mountain West Conference. He increased his victory total in each of his five years at CSU, culminating in a 20-12 record and the school’s first NCAA appearance in nine seasons during his final year in Fort Collins. After winning 16 games in his first two years at CSU, his teams went 55-41 over the last three years, reaching postseason play in each campaign.

The 2011-12 Rams posted the school’s first 20-win season since the 1997-98 campaign while playing a schedule rated as the fourth-toughest in the country. Colorado State set a school record with three wins over ranked teams and placed three players on the All-Mountain West teams, and Miles was named the District VIII Coach of the Year by the U.S. Basketball Writers Association for his efforts. The Rams’ 20-win season was only the seventh in the program’s 108 seasons of

competition despite playing a school-record eight ranked foes.

The Rams, one of four Mountain West teams to receive bids in the 2012 NCAA Tournament, averaged 70.1 points per game on the season and topped the Mountain West Conference in field-goal percentage (47.1), 3-point percentage (40.0) and free throw percentage (76.8) and was one of two programs in the country to rank in the top 10 in both free throw percentage and 3-point percentage.

Three of his players earned All-Mountain West honors, marking the program’s most honorees in its half century affiliation with the WAC or Mountain West conferences. Wes Eikmeier earned first-team Mountain West honors after averaging 15.5 points per game, while Dorian Green and Pierce Hornung were both third-team honorees. Hornung also was named to the league’s all-defensive team in 2011-12.

In 2010-11, Miles guided the program to a 19-13 record, a fourth-place finish in the Mountain West, and a berth in the NIT, reaching milestones at every step along the way. The 2010-11 campaign marked the Rams’ first winning season since 2007, and the squad became the 10th in program history to record 19 or more victories in a single season.

The Rams’ nine conference victories were the most for CSU since the formation of the Mountain West in 1999-2000, and CSU’s fourth-place finish was the best since a fourth-place finish in the inaugural MW season. Miles and the Rams’ received votes in the top-25 national polls for the first



Tim Miles led Colorado State to a 20-12 record and the school’s first NCAA appearance in nine years in 2011-12. The Rams’ 20 wins came against the fourth-toughest schedule in the country according to the NCAA.



MILES' YEAR BY YEAR

Years	Team	Record	Pct.	Postseason/Notes
1995-96	Mayville State	17-11	.607	NAIA-II
1996-97	Mayville State	18-11	.621	NAIA-II
Two seasons		35-22	.614	
1997-98	SW Minnesota State	16-11	.593	--
1998-99	SW Minnesota State	16-11	.593	--
1999-00	SW Minnesota State	18-10	.643	--
2000-01	SW Minnesota State	28-7	.800	Div. II Elite 8
Four seasons		78-39	.667	
2001-02	North Dakota State	11-15	.423	--
2002-03	North Dakota State	20-11	.645	--
2003-04	North Dakota State	16-13	.552	--
2004-05	North Dakota State	16-12	.571	Transition Year to Div. I
2005-06	North Dakota State	16-12	.571	First Year in Division I
2006-07	North Dakota State	20-8	.714	--
Six seasons		99-71	.582	
2007-08	Colorado State	7-25	.219	--
2008-09	Colorado State	9-22	.290	--
2009-10	Colorado State	16-16	.500	CBI 1st Round
2010-11	Colorado State	19-13	.594	NIT 1st Round
2011-12	Colorado State	20-12	.625	NCAA 2nd Round
Five seasons		71-88	.447	
2012-13	Nebraska	15-18	.454	--
Career	18 seasons	298-238	.556	



Tim Miles has been active in selling the basketball program, whether it is celebrating with students after a big win or making national and local media appearances, hosting a golf tournament for former players or welcoming back former players like Tyrone Lue for Legends Weekend. Coach Miles is also active on twitter, where he is one of the most followed coaches in college basketball and provides fans a unique look into the Husker program. For more information or to follow Coach Miles on twitter, visit [Twitter.com/CoachMiles](https://twitter.com/CoachMiles).

time since 2005-06, and he became just the third coach in the program's 100-year plus history to take the Rams to back-to-back postseason appearances. The Rams also won the ESPN Cancun Governor's Cup, defeating Southern Miss in the title game. Senior Andy Ogide became only the second Ram to earn first-team Mountain West honors as he averaged 17.2 points and 7.7 rebounds per game in 2010-11. He was also a first-team all-district honoree from the NABC.

Miles' third Colorado State team continued to make improvements, as the 2009-10 Rams won 16 games and reached postseason play for the first time since 2003 with a berth in the 2010 College Basketball Invitational (CBI). For his efforts, Miles was selected as the Mountain West Coach of the Year by CollegInsider.com in 2010.

During his first two years, Miles began to build the Colorado State program despite battling numerous injuries. In 2007-08, he led a roster that featured just one returning starter to early season success, including a tournament championship at the Top of the World Classic in Fairbanks, Alaska. And, after battling through a tough conference slate, the Rams ended the season on a high note with a victory over rival Wyoming in the opening round of the Mountain West tournament.

His second season in Fort Collins proved to be just as fruitful as the Rams continued to make strides. Miles led the Rams to early season victories over Montana and Northern Colorado, both of which had beaten the Rams the previous year, and lost a one-point game against Minnesota. In addition, the Rams boosted their win column with four conference wins against UNLV, Air Force (twice) and TCU.

While establishing a tradition of winning in college basketball, Miles' philosophy extends far beyond the basketball court. He and his staff are committed to academics and the success of their student-athletes in the classroom.

At Colorado State, he donated back to the school and the community by capping the J.J. Williams scholarship endowment in 2011 and establishing the Ram Basketball Legacy scholarship endowment, while making a contribution to School is Cool, a CSU driven program to support Poudre School District.

With 18 years of experience as a head coach at four institutions, he has compiled a career record of 298-238 that includes three conference championships and six postseason tournament appearances.

Before taking over the Colorado State program, Miles spent six seasons at North Dakota State, guiding the Bison through the transition to the Division I ranks. He won at least 16 games in each of his final five seasons at the school, including the program's first three years at the Division I level. Miles' tenure at NDSU was highlighted by a pair of road wins over top-15 squads in his final two seasons.

In 2005-06, the Bison, who started three redshirt freshmen, snapped Wisconsin's 27-game win streak against non-conference foes with a 62-55 win over the 13th ranked Badgers, marking one of only six non-conference home losses in Bo Ryan's 11 seasons at Wisconsin.

In his final season at NDSU, Miles guided the Bison team that had one senior on the roster to a 20-8 record, including a 64-60 win at eighth-ranked Marquette in the championship game of the 2006 Blue and Gold Classic. North Dakota State was one of only two independent programs with a winning record in 2006-07.

Miles showed his ability to turn around programs during his tenure at Southwest Minnesota State University. He took a program that had only one winning season in the previous decade and went 78-39 in his four seasons at the school, recorded the first 20-win season in school history, and led Southwest Minnesota State to back-to-back winning seasons for the first time in more than two decades.

In his final year at the school, the Mustangs won a school record 28 games – the first 20-win season in program history – captured the 2001 Northern Sun Intercollegiate Conference championship and reached the Division II Elite Eight. For his efforts, Miles was named the National Coach of the Month by the Division II Bulletin in December 2000 and was the NSIC and North Central Region Coach of the Year following the 2000-01 campaign.

Miles began his head coaching career at Mayville (N.D.) State University, guiding the program to a 35-22 record from 1995 to 1997 and a pair of conference titles after Mayville State went 4-44 during the previous two seasons.

He began his coaching career as an assistant coach at Northern State for six seasons from 1989-90 through 1994-95 and helped the Wolves to five NAIA playoff appearances and five regional titles. He was the recruiting coordinator for NSU and was responsible for bringing in and coaching five All-Americans at that school.

A native of Doland, S.D., he graduated from the University of Mary in Bismarck, N.D., in 1989 and earned a master's degree in health and physical education from Northern State in Aberdeen, S.D., in 1990. He was inducted into the University of Mary Athletic Hall of Fame in 2007.

Miles, and his wife, Kari, have one daughter, Ava, and one son, Gabriel.



CHRIS HARRIMAN

ASSISTANT COACH | SECOND YEAR | AUGUSTA STATE, 2003



THE HARRIMAN FILE

Education

Augusta State, 2003
B.A. in Criminal Justice

Coaching Experience

Nebraska, Second season
2012-present (assistant coach)
Saint Louis, Four seasons
2008-12 (assistant coach)
Nova Southeastern, Four seasons
2004-08 (assistant coach)

Family

Wife: Cheryl
Son: Avery (6)
Daughter: Kacee (5)

Chris Harriman is in his second season at Nebraska, joining the Husker basketball program as an assistant coach in May of 2012. Harriman works with both the frontcourt and backcourt players and assists with opponent scouting.

Harriman's coaching played an instrumental role in the development of senior guard Dylan Talley, who earned honorable-mention All-Big Ten honors, as well as with wing players Ray Gallegos and Shavon Shields. Gallegos saw his scoring average jump more than 10 points from his previous year of competition, while Shields was a two-time Big Ten Freshman of the Week during the 2012-13 campaign. In addition, his recruiting acumen helped Nebraska sign freshman Tai Webster, who is a starter for the New Zealand National team.

Prior to joining the Husker staff, Harriman spent the past four seasons as an assistant coach at Saint Louis University working under the tutelage of the late Rick Majerus. During his tenure, the Billikens posted a pair of 20-win seasons, including a 26-8 mark in 2011-12 that culminated in a third-round appearance in the NCAA Tournament.

In 2011-12, the Billikens won 26 games, finishing second in the Atlantic-10 Conference with a 12-4 mark and earning the program's first NCAA Tournament

bid since 2000. SLU ranked in the top 25 nationally in four categories, including scoring defense (57.6, eighth), scoring margin (11.1, 14th), turnover margin (+3.5, 16th) and turnovers per game (11.2, 25th) and received the program's first national ranking since 1994. SLU downed Memphis, 61-54, for the program's first NCAA win since 1995 before falling to No. 1 seed Michigan State, 65-61 in the third round.

The longest-tenured member of Majerus' SLU staff, Harriman filled in as head coach for a game in March of 2012 when Majerus was hospitalized and guided the Billikens to a 75-60 win at Duquesne, a victory that clinched second place in the Atlantic-10.

A native of Sydney, Australia, Harriman's recruiting ties helped SLU land highly-regarded players, including top Australian players Cody Ellis and Christian Salecich, and New Zealand's Rob Loe. In fact, Harriman played a lead role in recruiting four of SLU's top seven scorers in his final year for the Billikens.

Prior to SLU, Harriman served for four years as an assistant coach at Nova Southeastern University in Fort Lauderdale-Davie, Fla. He worked under head coach Gary Tuell, his college coach at Augusta State. Harriman was instrumental in recruiting student-athletes to NSU and established a strong coaching reputation

in Australia.

Joining a rebuilding NSU program, Harriman helped the Sharks post 48 victories during his tenure. A 17-win season in 2005-06 was the biggest turnaround in 15 years in Division II basketball. In 2007-08, he helped Tim Coenraad earn first-team NABC All-South Region honors before joining the SLU staff in July of 2008.

As a player, Harriman had a short stint in his homeland Australia's National Basketball League in 1997-98 with a traditional league power, the Sydney Kings. He moved to the United States and attended Augusta State (Ga.) University.

Harriman tallied 627 points and 375 assists in his playing career at ASU and was named league Player of the Week in January 2003. As a senior, he led the Peach Belt Conference in steals. Harriman led ASU to two NCAA Division II Tournaments and one PBC North Division title, and he was a part of 78 victories.

After graduating from Augusta State in 2003, Harriman played the 2003-04 season with the Hunter Valley Pirates in the NBL and was runner-up for Rookie of the Year honors. After his professional playing career, Harriman joined the coaching staff at Nova Southeastern.

A native of Sydney, Australia, Harriman and his wife, Cheryl, have a son, Avery, and a daughter, Kacee.



KENYA HUNTER

ASSISTANT COACH | FIRST YEAR | DUQUESNE, 1996

Kenya Hunter is in his first season at Nebraska after joining the Husker coaching staff in June of 2013. He spent the last six seasons as an assistant coach at Georgetown, where he was the longest-tenured assistant on John Thompson III's Hoya staff.

Hunter was instrumental in helping Georgetown to a pair of Big East titles (2008 and 2013), five 20-win seasons and five NCAA Tournament bids over the last six years. His teams were ranked in the top 10 during each of the past six seasons and were either a No. 2 or No. 3 seed in the NCAA Tournament four times in that span.

In his tenure at Georgetown, Hunter played a significant role in the development of four NBA players. The group included all-star Roy Hibbert and Greg Monroe, who was the No. 7 pick of the Detroit Pistons in the 2010 NBA Draft, and most recently Otto Porter, who was the Big East Player of the Year in 2012-13, and the No. 3 pick in the 2013 NBA Draft.

Hunter has worked with some of college basketball's top coaches, including Thompson, Arizona's Sean Miller and Arizona State's Herb Sendek. Hunter has helped 11 teams reach postseason play over the last 12 seasons, including 10 NCAA appearances.

At Georgetown, he was involved in offensive and defensive on-court coaching and opponent scoring while also playing a leading role in the Hoyas' recruiting efforts. Three of Hunter's recruiting classes were

among the top 25 nationally, as he played a major role in the recruitment of 11 players who were ranked among the top 100 nationally by either ESPN.com or Rivals.com. His ability to develop players resulted in five players earning first-team All-Big East honors and two Big East Rookies of the Year, while Porter was honored as Georgetown's first Big East Player of the Year since 2007.

Prior to joining the Georgetown staff, Hunter spent three years as an assistant coach at Xavier University, where he helped Coach Sean Miller to back-to-back 20-win seasons, including a 25-9 record and a second-round appearance in the 2007 NCAA Tournament. At Xavier, he assisted in on-court coaching as well as playing a major role in recruiting.

Hunter also has experience in the ACC, spending two stints at North Carolina State. He served as Director of Basketball Operations for the Wolfpack from 2000 to 2004, and was responsible for the day-to-day administrative responsibilities for the men's program, which made three straight NCAA Tournaments during his tenure.

He began his full-time coaching career at his alma mater, Duquesne, spending two seasons at the school. Hunter was responsible for on-floor coaching and off-campus recruiting. He helped the Dukes staff bring in the top recruiting class in the Atlantic 10 in 1999.

A four-year letterwinner point guard

for Duquesne (1993-96), Hunter finished his career ranked third on the Dukes' all-time assist list (439). He tallied 971 points and 218 steals while shooting 74.4 percent from the free throw line and 35.1 percent from the three-point arc. After starting 93 of his 103 career games for the Dukes, Hunter was a two-time recipient of the Sihugo Green Award, presented annually to Duquesne's top upperclassman. He was also a three-year captain. During his playing career at Duquesne, Hunter spent the summers as an assistant coach for an AAU squad, the Pittsburgh Jots. He worked with Head Coach John Miller, the father of Sean Miller and Dayton coach Archie Miller.

In high school, Hunter starred on the gridiron as well as the hardwood. He was an accomplished football quarterback as well as a point guard at Wakefield High School in Arlington, Va. Following his high school career, he teamed with former Syracuse guard Lawrence Moten to lead New Hampton School in New Hampshire to a 23-3 record prior to enrolling at Duquesne.

Hunter completed his liberal arts degree at Duquesne in 1996, and earned his master's degree in education from NC State in 1998. While earning his master's degree, Hunter was a student manager at North Carolina State under Herb Sendek from 1996 to 1998 and accompanied the Wolfpack to a pair of NIT appearances.

Hunter is married to the former Johnnie Brown of Durham, N.C. The couple has a son, Jaylin and a daughter, Kendall.

THE HUNTER FILE

Education

Duquesne, 1996

B.A in liberal arts

North Carolina State, 1998

M.A in physical education

Coaching Experience

Nebraska, First season

2013-present (assistant coach)

Georgetown, Six seasons

2007-13 (assistant coach)

Xavier, Three seasons

2004-07 (assistant coach)

North Carolina State, Four seasons

2000-04 (dir. of basketball operations)

Duquesne, Two seasons

1998-2000 (assistant coach)

North Carolina State, Two seasons

1996-98 (student manager)

Family

Wife: Johnnie

Son: Jaylin (13)

Daughter: Kendall (10)





CRAIG SMITH

ASSISTANT COACH | SECOND YEAR | NORTH DAKOTA, 1996



THE SMITH FILE

Education

North Dakota, 1996

B.A. in secondary education

Coaching Experience

Nebraska, Second season

2012-present (assistant coach)

Colorado State, Five seasons

2012 (interim head coach)

2008-12 (assistant coach)

2007-08 (director of operations)

Mayville State, Four seasons

2004-07 (head coach)

1996-97 (assistant coach)

North Dakota State, Three seasons

2001-04 (assistant coach)

Minot State, Three seasons

1998-01 (assistant coach)

Northern State, One season

1997-98 (graduate assistant)

Family

Wife: Darcy

Sons: Landon (12), Brady (10) and Carson (8)

Daughter: Lauren (4)

The right-hand man for Tim Miles throughout his coaching career, Craig Smith is in his second season on the Nebraska basketball coaching staff. Smith works with the Husker guards and plays a major role in opponent scouting and player development.

A former NAIA National Coach of the Year, Smith worked with the Husker frontcourt in 2012-13, helping Brandon Ubel set career bests in scoring and rebounding and rank in the top 20 of the Big Ten in scoring and rebounding.

Nebraska is the fourth school that Smith has worked at with Miles (Mayville State, North Dakota State and Colorado State) and Smith spent five seasons at Colorado State, including the last four as an assistant coach on the Rams' staff.

Before joining the Husker staff in April of 2012, Smith spent the previous five seasons on Miles' staff at Colorado State. He served as the interim head coach at CSU after Miles was named head coach at Nebraska on March 24, 2012, and guided the Rams program until Larry Eustachy was hired on April 13, 2012.

At CSU, Smith was in charge of player development, scouting and working with the Rams' frontcourt players, as the Rams won 20 games in 2011-12 and reached the NCAA Tournament for the first time since 2003. Pierce Hornung earned All-Mountain West honors and was named to the league's all-defensive team in 2011-12, as he was one of three players to earn all-conference recognition. The

previous season, the development of Andy Ogide helped CSU to its first winning season in seven years, as the first-team all-conference and all-region performer averaged 17.2 points and 7.7 rebounds per game in 2010-11. Ogide was also a first-team all-district honoree from the NABC.

Prior to Smith's arrival at Colorado State, he spent three seasons as head men's basketball coach at Mayville State University, where he compiled a record of 72-29 while advancing to three straight NAIA II national tournaments, including a trip to the NAIA II national championship game in 2007.

He took over a program that went 1-25 the previous season, and in his first year guided the program to a berth in the NAIA II national tournament, a 16-game improvement. Smith followed that up in 2005-06 with a 28-6 mark, setting a record for most wins in school history while winning MSU's first-ever Dakota Athletic Conference regular-season and tournament championships. MSU advanced all the way to the national quarterfinals before losing to the eventual national champions. In 2006-07 MSU finished with a 27-9 record under Smith's leadership, winning MSU's second consecutive DAC regular-season and tournament championships and earning a spot in the NAIA II national championship game.

Smith was named the NAIA II National Coach of the Year in 2007. He was also named Dakota Athletic Conference Coach of the Year in 2006 and 2007, as his teams

won back-to-back regular-season and conference titles. Smith's MSU teams were characterized by their hard work and first-class attitude on and off the court. Mayville State's 2006-07 team was honored and recognized nationally with the Dr. James Naismith-Emil Liston Sportsmanship Award.

A native of Stephen, Minn., Smith began his collegiate coaching career at Mayville State University during the 1996-97 season. An assistant to then-Mayville State Head Coach Tim Miles, MSU went 18-11, won the regular season NDCAC title and the conference postseason tournament before advancing to the NAIA II national tournament.

Smith then worked as a graduate assistant at Northern State University during the 1997-98 season, followed by time at Minot State University as an assistant coach for three years, and then as an assistant coach and director of basketball operations under Miles at North Dakota State University before returning to Mayville State as the program's head coach in 2004.

Smith is a 1996 graduate of the University of North Dakota with a bachelor's degree in secondary education. He earned his master's degree from Northern State in teaching and learning. Smith and his wife, Darcy, have three boys (Landon, Brady and Carson) and a daughter (Lauren).



JAYDEN OLSON

DIRECTOR OF BASKETBALL OPERATIONS

The first staff member hired by Tim Miles at Nebraska, Jayden Olson is in his second year as the Huskers' Director of Basketball Operations. In his role, Olson serves as the primary day-to-day administrator within the basketball office, where he handles the program's budget, team travel, clinics, camps and daily office operations, as well as serves as the liaison with Academics, Life Skills, HuskerVision and Media Relations departments. He is heavily involved with team scheduling and the Huskers' community involvement and Life Skills programs.

Olson came to Nebraska after spending two seasons at Colorado State, serving as the Rams' director of basketball operations during the 2011-12 campaign. In his role at Colorado State, Olson served as the primary day-to-day administrator for the Rams, coordinating budgeting, scheduling, team travel and overseeing academics. In 2011-12, he played a major role in the Rams winning 20 games for the first time since 1997-98 and reaching the NCAA Tournament for the first time in nine seasons.

He began his association with Colorado State as the program's video coordinator in 2010-11, where he handled tape exchanges, breaking down video, recording practices and games and coordinating the team's video library.

Olson spent three seasons as the top assistant coach at Augustana College from 2007-2010, helping the Vikings to a 67-26 record during his time in Sioux Falls, S.D. The team qualified for three NCAA Division II regional tournaments while Olson was a part of the program. Olson also helped recruit back-to-back Northern Sun Intercollegiate Conference Freshman of the Year award winners in 2009 and 2010.

Prior to his arrival at Augustana, Olson spent two seasons (2005-07) as a graduate assistant coach at the University of North Dakota, where he earned his master's degree in kinesiology.

A 2003 graduate of Dickinson State, Olson received his bachelor's degrees in physical education and business education. At Dickinson State, Olson was captain of the basketball team and was a two-time academic All-America selection. His 2000-01 team set a school record for 28 wins. He was also a member of the Blue Hawks' golf team. Prior to Dickinson State, Olson played two years at Williston State College, a Division I junior college in Williston, N.D. He was a team captain at the school, as it set a school record for wins during the 1998-99 season and advanced to the NJCAA National Championship in Hutchinson, Kan.



GREGORY EATON

VIDEO COORDINATOR

Gregory Eaton is in his second year as video coordinator for the Husker basketball program, where he handles film breakdown and exchanges and coordinates the program's digital catalog. Eaton also serves as coordinator of the Tim Miles' summer camps and clinics.


Eaton came to Nebraska from Colorado State, where he served as the video coordinator on Tim Miles' staff at CSU during the 2011-12 season. He handled tape exchanges, breaking down video, recording practices and games and coordinating the team's video library, playing a significant role in the Rams reaching the NCAA Tournament for the first time since 2003.

Prior to working at Colorado State, he served as a graduate assistant and the assistant video coordinator for the University of Arkansas men's basketball program during the 2010-11 season.

A native of Rehoboth, Mass., Eaton worked as an assistant video coordinator and student manager for the University of Louisville men's basketball program from 2006 to 2010, while earning his bachelor's degree in sport administration from the university. While at Louisville, the Cardinals captured a Big East championship, the No. 1 overall seed in the NCAA tournament in 2009 and reached two Elite Eights (2008 and 2009).

In addition to his work as an undergrad with the Cardinals, Eaton served as an intern with the Pawtucket Red Sox in 2008 and 2009. He was also a camp counselor at Northern Kentucky University in 2006, 2007, 2010 and 2011, working with the Norse's men's and women's basketball programs.

Gregory married Kiley Eaton (formerly Abdouch) in August 2013.



TIM WILSON

STRENGTH COACH

Tim Wilson is in his third year as Nebraska's strength and conditioning coach for men's basketball. He came to Nebraska after spending three seasons at the University of Oregon, serving as the strength and conditioning coach for the Ducks men's basketball program.

Wilson, a Falls City, Neb., native, spent three seasons at Oregon, helping the Ducks to 21 wins and the CBI Championship in 2011. The Ducks closed the season with wins in seven of their last nine games.

Prior to joining the Oregon staff, Wilson spent 11 seasons in the NBA working with the Milwaukee Bucks, where he developed and implemented the strength and conditioning programs on a year-round basis. The Bucks made the playoffs six times in his tenure in Milwaukee, including the Eastern Conference Finals in 2000-01. With the Bucks, he worked with NBA All-Stars Ray Allen, Michael Redd, Glenn Robinson and Sam Cassell, as well as former Husker Erick Strickland.

As strength and conditioning coach at the University of Pittsburgh from 1991 to 1996, Wilson dealt exclusively with the football program. Wilson served under legendary college football coach Johnny Majors and helped several student-athletes on their way to successful professional careers.

Wilson had two tours of duty as strength coach at the University of Nevada-Las Vegas, named the first-ever strength coach for UNLV Athletics in 1981. At UNLV, he served under Jerry Tarkanian and the UNLV men's basketball program.

Wilson, who trained student-athletes from all sports while with the Runnin' Rebels, was a part of the 1989-90 National Championship men's basketball program featuring the likes of Larry Johnson, Stacey Augmon and Greg Anthony. He also helped prepare Randall Cunningham and Ickey Woods for futures in the NFL.

Wilson also spent four years with the Chicago White Sox (1986-89). He trained MLB Hall of Famer Carlton Fisk and all-stars Harold Baines and Ozzie Guillen during his time in the Windy City.

Wilson began his career as a graduate assistant at Nebraska after graduating from the school in 1981 with a degree in exercise science.

Wilson has received certifications from both the NSCA (National Strength and Conditioning Association) and the NASM (National Academy of Sports Medicine). He has a PES and CES certification from the NASM.

Wilson and his wife Teri have one son, Tyler.



TEDDY OWENS

ADMINISTRATIVE COORDINATOR

The newest member of the Nebraska basketball staff, Teddy Owens is in his first season as administrative coordinator. In his role, Owens assists in daily operations, on-campus recruiting and other assigned duties, including student-athlete outreach on campus.

He comes to Nebraska after spending the last two seasons working as a graduate assistant at Oklahoma under Lon Kruger. While at Oklahoma, he was in charge of on-campus recruiting tours for recruits and family members, created recruiting pieces, assisted in individual workouts and practices and helped coordinate Oklahoma's summer basketball camps. The Sooners went 20-12 and reached the second round of the NCAA Tournament in 2012-13.

In addition to his work at Oklahoma, Owens spent three seasons as the basketball coach at Lincoln Christian in Tulsa, Okla., compiling a 48-27 record leading the school to a pair of Class 2A state tournament appearances in 2009 and 2010. He also was an assistant coach at Holland Hall Preparatory and Tulsa Edison High Schools. He served as a student manager at Oklahoma State during the 2003-04 season, when the Cowboys went 31-4, won the Big 12 title and reached the Final Four.

Owens received his bachelor's degree in liberal studies from Oklahoma State and his master's degree in human relations from Oklahoma in May of 2013. He is the son of former Kansas basketball coach Ted Owens, who went 348-182 in 19 seasons at Kansas from 1965 to 1983. The elder Owens won six Big Eight titles and reached the Final Four with the Jayhawks in 1971 and 1974.



DENNIS LEBLANC

SENIOR ASSOCIATE A.D./ACADEMICS

Dennis Leblanc was named Nebraska's Senior Associate Athletic Director for Academic Programs and Student Services in 2007, after being promoted from associate athletic director for academic programs and student services. He was named an associate athletic director in 1998 and has directed the academic program since 1993. Leblanc has been with the academic support program for student-athletes since 1987, and works directly with the Husker men's basketball program.

Under Leblanc, Nebraska has become the national leader in CoSIDA Academic All-Americans for football and all sports, NCAA Today's Top Eight Award honorees and recipients of the National Football Foundation and Hall of Fame Postgraduate Scholarship.

Over the past decade, Nebraska's academic support program for student-athletes has received outstanding reviews from the NCAA Certification Review Team and the Nebraska Faculty Intercollegiate Athletic Committee. In 2012, Nebraska's program became one of only 21 programs nationally to be certified by the National Association of Academic Advisors for Athletes (N4A) for meeting the established standards of service for student-athletes as outlined by the N4A.

Leblanc is a member of the N4A, and in 2002 he received its prestigious Lan Hewlett Award presented to an athletic administrator in recognition of distinguished performance in providing personal, academic and professional guidance to student-athletes.

Leblanc was presented the Chancellor's Award for Exemplary Service to Students at the 2004 University of Nebraska Honors Convocation, which recognizes individuals who go above and beyond their assigned duties, devoting extra time and effort in serving the needs of students. In 2005, he was presented with Honorary Mortar Board membership honoring him for his leadership and service to students. In 2007, Leblanc received the Hero Mentor Award through the American Red Cross, which annually recognizes a person for outstanding leadership and mentoring.

Leblanc earned his undergraduate degree from Bethany College, and a master's degree from Wichita State. He and his wife, Coreen, have four children, including daughters Olivia and twins Madeleine and Mackenzie, and a son, Christian.



KIM WHITEMORE

ADMINISTRATIVE ASSISTANT

Kim Whitmore joined the Nebraska Athletic Department in December of 2006 as the men's basketball office administrative assistant. In her role, she provides administrative support to all the members of the Husker coaching staff while assisting with the coordination of the Tim Miles Basketball Camps and Clinics and coordinating day-to-day office operations.

Whitmore returned to Lincoln in 2006 after spending the previous six years in Kansas City, Mo., where she served as an administrative assistant at FirstGuard Health Plan. She supported two company vice-presidents and a department of six employees. Before moving to Kansas City, she worked in the front office for Lincoln orthodontist Brett Cascini.

Kim was married to Erich Whitmore in July of 2010 and resides in Fremont. Originally from Seward, Neb., Whitmore graduated from Nebraska Wesleyan in 1997 with a bachelor's degree in psychology.



PAT NORRIS

DEVANEY CENTER EQUIPMENT MANAGER, E.M.C.

Pat Norris is in his 10th season as the equipment manager for the Husker men's basketball program and serves as the equipment manager for the Bob Devaney Sports Center. A member of the American Equipment Managers Association, Norris is responsible for overseeing the day-to-day operations for equipment checkout and upkeep for eight Husker athletic squads, including the men's basketball team. He worked in a similar position as a student from 1997 to 1999.

Before joining the Husker staff, Norris worked five years in Chicago. He was an installations billing coordinator at Hub Group Distribution Services and an account manager at SCR Companies.

Norris married the former Elizabeth Fonfara in September of 2007, and the couple has a four-year old daughter, Parker, and a two-year old son, Charlie.



R.J. PIETIG

ATHLETIC TRAINER, ATC, MS

R.J. Pietig is in his seventh year serving as the head athletic trainer for the Nebraska men's basketball team. He originally joined the squad midway through the 2007-08 campaign, and joined the athletic medicine staff on a full-time basis in the summer of 2009. Pietig provides preventive care at practices and games as well as rehabilitation for injured student-athletes. He attends all practices and games including traveling with the team to all away contests.

A native of Carroll, Iowa, Pietig graduated from Iowa State in 2007 with a degree in health and human performance, with a specialty in athletic training. He earned his master's degree in leadership education from Nebraska in May 2009.



THE BANK OF THE WEST

NEBRASKA BASKETBALL SHOW

Get the inside information on the Huskers on the Bank of the West Nebraska Basketball Show. Join Head Coach Tim Miles and host Greg Sharpe each week for player interviews and in-depth analysis of that week's games. Check local listings for the channel on your cable or satellite service.



BANK OF THE WEST

2013-14 NETWORK STATIONS

Station	Location	Day	Time
KXVO	Omaha	Sunday	10 p.m.
KOLN/KGIN	Lincoln/Grand Island	Sunday	10:35 p.m.
KSNB	Lincoln/Kearney/Hastings	Sunday	9:30 p.m.
KNPL	North Platte	Sunday	10:35 p.m.
Great Plains Cable	Across Nebraska	Wednesday	6 p.m.
		Thursday	6 p.m. and 10:30 p.m.
		Saturday	9:30 a.m.
Cox Communications	Omaha	Friday	5 p.m.
		Saturday	10:30 p.m.
		Monday	9 a.m.
Spencer Utilities	Spencer, Iowa	Monday	10:30 p.m.
		Wednesday	10:30 a.m.
		Friday	10:30 p.m.
KPTH-DT2 Fox	Sioux City, Iowa	Sunday	9 p.m.
Huskers.com	Worldwide	Sunday	10 p.m.



**HUSKER
SPORTS**
NETWORK

ADMINISTRATION



SHAWN EICHORST
UNIVERSITY OF NEBRASKA
DIRECTOR OF ATHLETICS



Harvey Perlman was named the 19th Chancellor of the University of Nebraska-Lincoln on April 1, 2001. He had served as Interim Chancellor of the University of Nebraska-Lincoln since July 16, 2000.

A former dean of the University of Nebraska College of Law (1983-98), Perlman has also served as interim senior vice chancellor for academic affairs at UNL (1995-96).

A Nebraska native, Perlman was raised in York, and earned a bachelor of arts in history and a juris doctorate from the University of Nebraska. During his law school years, he was editor in chief of the Nebraska Law Review and was elected to the Order of the Coif, a law honors society.

He joined the NU law faculty in 1967 after spending a year as a Bigelow Teaching Fellow at the University of Chicago Law School. He served on the Nebraska law faculty until 1974



Josephine (Jo) R. Potuto, the Richard H. Larson Professor of Constitutional Law, has been Nebraska's faculty representative (FAR) at the NCAA and conference level since May 15, 1997.

In 2002, Potuto was named Outstanding Faculty Athletics Representative by the All-American Football Foundation. From 2008-09 to 2011-12 she was president of the 1A FAR (FARs from FBS institutions). Among her NCAA positions, Potuto spent nine years (the maximum) on the NCAA Division I Committee on Infractions (chair her last two years) and currently substitutes when a member cannot serve. She was one of three Big 12 Conference representatives on the NCAA Division I Management Council, served on

HARVEY PERLMAN, J.D.

CHANCELLOR | NEBRASKA, 1963

when he joined the faculty at the University of Virginia Law School. He returned to Nebraska in 1983 when he accepted the deanship of the Nebraska Law College, a post he held until 1998 when he returned to the professoriate. He has also served as a visiting professor at Florida State University College of Law, the University of Puget Sound School of Law and the University of Iowa College of Law.

In 2011, Perlman was named an Honorary University Professor of Xi'an Jiaotong University, in Xi'an, China. This rare lifetime appointment entitles Perlman to privileges at the university, with which UNL has many institutional ties. Perlman also will occasionally lecture and teach at Xi'an Jiaotong University. The title is the highest honor the university awards to a foreign scholar, and recognizes Perlman as an accomplished scholar or professional of important international reputation. The award also recognizes Perlman for his significant efforts in globalizing UNL and Xi'an Jiaotong University through joint research and partnership degree programs.

His area of legal expertise lies in torts and intellectual property. He is a member of the Nebraska State and American Bar Associations and is a Life Fellow of the American Bar Association. Perlman is co-author of "Intellectual Property and Unfair Competition"

(5th edition, 1998) and co-reporter for the American Law Institute's "Restatement of Unfair Competition" (1994). He serves on the Council of the American Law Institute, a leading national law reform organization and as one of Nebraska's Commissioners of Uniform State Laws. He previously served as a member of the NCAA Board of Directors and is past chair of the Bowl Championship Series Presidential Oversight Committee. He serves on the Board of Directors of the Lincoln Chamber of Commerce and is Chairman of the Board of Directors of the Nebraska Innovation Campus Development Corporation. He received the George Turner Award from the Nebraska State Bar Association for contributions to the legal profession and the Roger T. Larson Community Builder Award from the Lincoln Chamber of Commerce.

Perlman and his wife, Susan, an NU alumna, are the parents of two daughters. Anne, who earned degrees from UNL and the University of Nebraska Medical Center, practices medicine in Lincoln and is married to UNL alumnus David Spinar; they have three children; Will, Ava, and Marco, Husker fans all. Daughter Amie, who received bachelors and juris doctorate degrees from UNL, is a Nebraska assistant attorney general and is married to UNL alumnus Ron Larson; they are the parents of Caleb and Finn.

NEBRASKA'S CHANCELLORS

1871-1876	—	Allen R. Benton
1876-1882	—	Edmund B. Farfield
1884-1889	—	Irvin J. Manatt
1891-1895	—	James H. Canfield
1895-1899	—	George E. MacLean
1900-1908	—	E. Benjamin Andrews
1908-1927	—	Samuel Avery
1927-1938	—	E.A. Burnett
1938-1946	—	Chauncey S. Boucher
1947-1953	—	R.G. Gustavson
1953-1954	—	John K. Selleck
1954-1968	—	Clifford Hardin
1968-1971	—	Joseph Soshnik
1972-1975	—	James H. Zumberge
1975-1976	—	Adam C. Breckenridge
1976-1980	—	Roy A. Young
1980-1981	—	Robert H. Rutford
1981-1991	—	Martin A. Massengale
1991-1991	—	Jack Goebel
1991-1995	—	Graham B. Spanier
1995-1996	—	Joan R. Leitzel*
1996-2000	—	James Moeser
2000-2001	—	Harvey S. Perlman*
2001-present	—	Harvey S. Perlman

* Interim Chancellor

JOSEPHINE POTUTO, J.D.

INSTITUTIONAL REPRESENTATIVE | RUTGERS, 1971

the NCAA Men's Gymnastics Championship Committee, and currently serves on an NCAA-wide (all divisions) committee to advise NCAA staff on student-athlete issues and educational programming for coaches, staff, and student-athletes.

A sports law expert, Potuto regularly lectures and consults on sports issues in general and NCAA processes in particular. She is an expert witness in litigation involving sports issues. She testified before the House Subcommittee on the Constitution regarding due process in NCAA infractions hearings.

In the past year, she has appeared in media reports in the NY Times, LA Times, USA Today, Washington Post, CBSsports.com, and the Chronicle of Higher Education, among others. She has presented to the Knight Commission on Intercollegiate Athletics, the Texas Commission of Higher Education, NCAA regional conferences, law conferences and law firms, NACDA, and to universities and law colleges, including the Universities of Istanbul, Washington, Maryland, Oklahoma, Santa Clara, Baltimore and Mississippi.

Potuto is a past adviser to the Uniform Law Commissioners Committee to draft

a sports agent statute, has drafted rules governing search and seizure and hearings for the Nebraska Racing Commission, and also has written on issues of gender equity in college athletics. She has authored numerous articles on sports law issues. She just completed an article on student-athlete use of their names/likenesses with an econometrician and tax professor.

Potuto delivered the 2012 Chancellor's Distinguished Lecture. She serves on the senate's intercollegiate athletics committee. She is a past member of the UNL academic senate and also served on Nebraska's NCAA site certification steering committee.

Potuto teaches constitutional law, procedure, federal jurisdiction, and sports law. She has been a visiting professor of law at the University of Arizona, Rutgers University, the Cardozo College of Law at New York's Yeshiva University, the University of Oregon, the University of North Carolina, and Seton Hall University. She has worked as an assistant prosecutor in both the Essex and Morris County (N.J.) prosecutor's offices.

Potuto was project director and a drafter of the Uniform Law Commissioners Sentencing and Corrections Act, as well

as the drafter for the Nebraska Supreme Court Committee to Draft Criminal Jury Instructions. She is the author of three books. She was elected to membership in the American Law Institute, the Nebraska State Bar Foundation, and the Douglass Society.

Potuto earned her bachelor's degree in journalism at Rutgers' Douglass College, and her master's degree in English literature at Seton Hall. She earned her juris doctorate at the Rutgers Law College.

She is a member of the bars of Nebraska and New Jersey and is admitted to practice before the U.S. Supreme Court, the U.S. Court of Appeals for the Third Circuit, and the U.S. District Courts for Nebraska and New Jersey.

NEBRASKA'S INSTITUTIONAL REPRESENTATIVES

1931-1946	—	T.J. Thompson
1947-1958	—	Earl Fullbrook
1959-1964	—	Charles S. Miller
1965-1968	—	Merk Hobson
1969-1970	—	John R. Davis
1971-1982	—	Keith L. Broman
1982-1997	—	James O'Hanlon
1997-pres.	—	Josephine Potuto

BOARD OF REGENTS

UNIVERSITY OF NEBRASKA BOARD OF REGENTS

The Board of Regents consists of eight voting members elected by district for six-year terms, and four non-voting student Regents, one from each campus, who serve during their tenure as student body president. The board supervises the general operations of the university, and the control and direction of all expenditures. The board also includes a corporation secretary who manages all records including agendas, minutes, notices, policies and bylaws. Those documents can be found on the web at nebraska.edu/board/.

The board meets regularly, primarily in Lincoln but also in Omaha and greater Nebraska. Persons wishing to provide information to the board or to appear before it should contact: Corporation Secretary, University of Nebraska, Varner Hall, 3835 Holdrege, Lincoln, NE 68583.



*James B. Milliken, J.D.
President, Univ. of Nebraska*



*Timothy Clare
Lincoln*



*Hal Daub
Omaha*



*Howard Hawks
Omaha*



*Bob Phares
North Platte*



*Jim Pillen
Columbus*



*Robert Schafer
Beatrice*



*Kent Schroeder, J.D.
Kearney*



*Bob Whitehouse
Omaha*



*Jeremy Hosein
Nebraska-Medical Center*



*Moses Moxey
Nebraska-Kearney*



*Eric Reznicek
Nebraska-Lincoln*



*Martha Spangler
Nebraska-Omaha*



SHAWN EICHORST

DIRECTOR OF ATHLETICS | WISCONSIN-WHITWATER, 1990

SHAWN EICHORST FILE

Experience

Nebraska, Director of Athletics (2013-Present)
Miami, Director of Athletics (2011-12)
Wisconsin, Deputy Athletics Director (2009-11)
Wisconsin, Executive Associate A.D. (2007-09)
Wisconsin, Senior Associate A.D. (2006-07)
South Carolina, Interim Athletic Director (2005-06)
South Carolina, Senior Associate A.D. (2004-05)
Wisconsin-Whitewater, Athletic Director (1999-2003)
Marquette University National Sports Law Institute Board of Advisors

Education

Wisconsin-Whitewater (1990)
B.A. in business
Marquette (1995)
Juris Doctor
Assistant Adjunct Professor of Law (Marquette)

Family

Wife: Kristin
Sons: Jack, Joseph and Bennett

Shawn Eichorst was named the 14th Director of Athletics of the University of Nebraska by Chancellor Harvey Perlman on October 4, 2012. Eichorst leads a tradition-rich athletic program of 24 varsity athletic teams, 600-plus student-athletes and more than 275 full-time employees. Eichorst succeeded legendary Nebraska football coach and Athletic Director Tom Osborne and officially assumed his duties on January 3, 2013.

"I am honored to have the opportunity to join the University of Nebraska family," Eichorst said. "Nebraska is an outstanding academic institution with one of the strongest athletic departments in all of college sports," Eichorst said. "Most importantly, everyone here is committed to keeping the welfare of our student-athletes at the heart of everything we do. I am humbled by the responsibility and opportunities that lie ahead and will work diligently to carry on the rich tradition of Husker excellence set forth by Coach Osborne and so many others."

Although his preference is to serve and lead diligently from the background, Eichorst has already canvassed the state promoting Husker Athletics and Nebraska's tremendously talented student-athletes making more than 70 appearances across Nebraska and visiting eight other states in just his first seven months. Eichorst emphasizes academics first and is proud to acknowledge Nebraska's nation-leading 307 Academic All-Americans, including eight who earned the honor in 2012-13. In fact, he has invited all of the academic honor winners back to campus for a reunion in November. He has met with each college dean on campus and uses his monthly radio show and his Connecting on Campus column to promote campus, coach and student-athlete academic and community successes. More than 200 Husker student-athletes were honored at the academic recognition banquet this spring while 138 were named Academic All-Big Ten in 2012-13.

During Eichorst's first semester at Nebraska in the spring of 2013, women's bowling, coached by legend Bill Straub, won a national title and Rhonda Revelle's softball team advanced to the College Softball World Series. The women's basketball team completed a run to the Sweet 16 for the second time in program history and the women's tennis team made an appearance in the Sweet 16 for the first time in program history and earned a share of the Big Ten title. Tennis player Mary Weatherholt finished runner-up at the NCAA Individual Championship, the highest-ever finish for a Nebraska tennis player.

In addition to women's tennis, two other NU teams added Big Ten titles in the spring of 2013, as the women's gymnastics team won its second-straight Big Ten title and third-straight conference title overall. The men's track and field team claimed the outdoor team title.

This fall, three facility projects were completed: Memorial Stadium, which was expanded to accommodate more than 90,000 football fans and will include the Nebraska Athletic Performance Laboratory (NAPL) and the Center for Brian, Biology and Behavior (CB3) research facilities; Pinnacle Bank Arena in downtown Lincoln, where the Husker men's and women's basketball teams will be permanent tenants; and the renovated Bob Devaney Sports Center, where volleyball, men's and women's gymnastics and the wrestling team will now compete. Construction for each of these three facilities began with Coach Osborne at the helm. Athletic Director Emeritus Osborne continues to provide Eichorst with counsel on a number of items including the East Stadium research initiatives. The collaborative research that will take place within an athletic facility shared by academics and athletics is believed to be the first of its kind and sets the tone for the leadership role Nebraska has taken in the Big Ten Conference and nationally.

Eichorst came to Nebraska after spending 18 months as the Director of Athletics at the University of Miami. He was named the 12th Director of Athletics at Miami on April 12, 2011, and served until October 4, 2012, when he was hired by Nebraska as a Special Assistant to Chancellor Perlman.

In his first year as Director of Athletics at Miami, Eichorst helped grow the academic reputation as well as the fan base. Under his watchful eye, the Hurricane Club grew by more than 500 members, surpassing 5,000 members nationwide. More than \$19 million in student-athlete support was generated in 2011-12 and an additional \$14.2 million in capital gifts was raised toward the new Center for Athletic Excellence facility, scheduled for completion in the fall of 2013.

During his tenure, both the Hurricane men's and women's basketball programs advanced to the postseason, with the women posting the highest national ranking in school history at No. 5, advancing to the NCAA Second Round. The women's tennis team advanced to the NCAA quarterfinals for the fourth straight season and the baseball program extended its NCAA postseason appearances streak to 40 consecutive seasons. The women's soccer team posted the first NCAA postseason win in program history, while the volleyball team advanced to the NCAA postseason for the third straight year and finished the season ranked 15th in the nation.

Before his appointment at Miami, Eichorst served from 2009 to 2011 as the Deputy Athletics Director at the University of Wisconsin, where his responsibilities under Director of Athletics Barry Alvarez included serving as the department's Chief Operating Officer and overseeing the day-to-day operations of the highly successful athletics program. At Wisconsin, Eichorst was involved

in the design and planning of a new ice hockey and swimming facility completed in the fall of 2012, as well as with the Student-Athlete Performance Center in the north end zone of Camp Randall Stadium. He joined the Badgers' staff in 2006 as a Senior Associate Athletics Director and was promoted to Executive Associate Athletics Director in 2007.

Eichorst has experience with three BCS conference institutions previously serving as University of South Carolina's Senior Associate Athletics Director for Administration from 2004 to 2006. With the Gamecocks, Eichorst oversaw daily operations of the department and supervised the football and baseball programs. The football team was bowl-eligible each year during Eichorst's tenure, and the baseball program competed in the 2004 College World Series. Additionally, he coordinated and supervised multi-million dollar facility projects, including a state-of-the-art football training facility.

Eichorst served as the Director of Athletics at his alma mater, University of Wisconsin-Whitewater until 2003. Under his tenure, UW-Whitewater developed into one of the nation's top Division III athletic programs, with four top 10 percent National Association of Collegiate Directors of Athletics (NACDA) Directors Cup finishes; one NCAA team championship; two NCAA team runner-up finishes and five individual national champions. The program also featured 38 Academic All-America selections, seven NCAA Postgraduate Scholarship winners and 74 All-Americans.

A native of Lone Rock, Wis., Eichorst was an all-conference defensive back, a three-time letterwinner and 1990 team captain for the University of Wisconsin-Whitewater football team. He graduated magna cum laude in business from UW-Whitewater in 1990 and earned a law degree from Marquette University in 1995. He practiced law in Milwaukee before accepting the position at Wisconsin-Whitewater.

He is a past member of the NCAA Division I Student-Athlete Reinstatement Committee and State Bar of Wisconsin Board of Governors. He also previously served as an assistant adjunct professor of law at Marquette University Law School, where he taught classes in sports law. He currently serves on the Marquette University National Sports Law Institute Board of Advisors.

In 2006, he was awarded the Sports Law Alumnus of the Year by Marquette. He also is a graduate of the Sports Management Institute and serves on its Executive Committee.

Eichorst and his wife Kristin have three sons: Jack, Joseph and Bennett.



MARC BOEHM

EXECUTIVE ASSOCIATE ATHLETIC DIRECTOR | KANSAS STATE, 1984

A member of the Nebraska Athletics senior administration since May 2003, Marc Boehm (pronounced BAME) serves as executive associate athletic director and is the top assistant to the athletic director. Boehm fulfills the director's responsibilities in his absence and also serves as the department's chief operating officer.

Boehm oversees the efforts of several areas within athletics, including ticket operations, digital communications, sponsorships, Huskers Authentic team stores, licensing, media relations, HuskerVision, spirit groups, facilities and events, while serving as the primary administrator for the Nebraska men's and women's basketball programs.

As the primary administrator for the NU basketball programs, Boehm played an integral role in the hiring of Tim Miles as the Huskers' men's basketball coach in March of 2012. He has also played a

lead role during the men's and women's basketball programs move into Pinnacle Bank Arena in 2013-14. He also worked to help develop Nebraska's new practice facility - the Hendricks Training Complex - which opened in October of 2011.

Boehm has worked to create a fan-friendly atmosphere at men's and women's basketball, leading the Husker men's program to shatter season ticket sales records for both programs as they move into the new arena. In fact, the men sold out season tickets for 2013-14 in early May, shattering the previous record for season tickets sold by well over 2,500.

Under Boehm's supervision, Coach Connie Yori's women's basketball program has enjoyed the most success in school history over the past five years. The Husker women have advanced to a pair of NCAA Sweet 16 appearances in 2009-10 and 2012-13, while producing the three highest single-season win totals in NU history over the past four years.

Yori's 2012-13 Huskers made their second NCAA Sweet 16 trip in the past four years, while finishing the Big Ten regular-season runner-up. Yori was named the Big Ten Coach of the Year, while NU's 25 victories were the second-most in school history, trailing only the 2009-10 Huskers' 32-2 campaign that included a perfect 16-0 Big 12 campaign.

In 2009-10, Yori captured 2010 National Coach-of-the-Year honors by leading the Huskers to a Big 12 record-tying 30-game winning streak and the 2010 Big 12 regular-season title. NU ranked in the top 10 in the final national polls and seventh nationally in home attendance with 7,390 fans per game. In conference play, NU led the league with 11,383 fans per game. The Husker women have earned three NCAA Tournament trips in the past four years and have played for three conference titles during that span.

The men have added four postseason trips during Boehm's tenure, including a trip to the 2011 Postseason NIT.

Boehm, who played a significant role in aiding Nebraska's functional transition to the Big Ten Conference in 2011-12, was also instrumental in conceptualizing and developing the Husker Nation Pavilion, which is the premier pregame event around home football games.

Boehm also took the lead role in obtaining First National Bank and Ameritas as premier sponsors for the Nebraska Athletic Department for a combined deal worth more than \$7 million over a three-year period. First National Bank and Ameritas joined Verizon, Pepsi and adidas as premier corporate sponsors for Husker athletics.

Boehm held the same position at

Pittsburgh from 1997 to 2003. Boehm assisted in the rise of the Panthers' basketball program with the men's team posting back-to-back Sweet 16 appearances in the NCAA Tournament. During construction of the Panthers' new athletic facilities, Boehm played a central role in Pitt's athletic teams moving to the UPMC Sports Performance Complex, Heinz Field and the Petersen Events Center.

Boehm served as interim athletic director at Pittsburgh for nearly five months before coming to Nebraska. During that time, he hired men's basketball head coach Jamie Dixon.

Boehm also spent five years as associate executive director of the Tostitos Fiesta Bowl. He directed and managed a 125-member fund-raising committee of Arizona business people responsible for generating more than \$4.5 million in cash and in-kind partnerships. Previously he spent four years as associate executive director and public relations director of the Sun Bowl from 1987 to 1991.

Born in Grand Island, Boehm earned his bachelor's degree in communications from Kansas State in 1984 and added a master's degree in sports management from St. Thomas (Fla.) University in 1985. Boehm and his wife, the former Janelle Broderick of Minot, N.D., have three boys, Broderick, Christian and Lukas John.

ATHLETIC DEPARTMENT LEADERSHIP TEAM



Chris Anderson
Associate A.D. for
Community Relations



Bob Burton
Senior Associate
Athletic Director



Dennis Leblanc
Senior Associate A.D.
for Academics



Pat Logsdon
Senior Associate A.D. for
Administration/SWA



Paul Meyers
Associate A.D. for Huskers
Athletic Fund



Jamie Vaughn
Associate A.D.
for Compliance



Steve Waterfield
Senior Assoc. A.D. for Performance
and Strategic Research



Jamie Williams
Associate A.D. for Diversity, Student-Athlete
Recruitment & Leadership Initiatives



Keith Zimmer
Associate A.D. for Life Skills
& N Club

ATHLETIC DEPARTMENT STAFF



Holly Adam
Assistant A.D./
Ticketing



Lonnie Albers
Associate A.D./
Athletic Medicine



Mike Arthur
Director of Strength
& Conditioning



Melissa Baack
Accountant



Alvin Banks
Coordinator of Student-
Athlete Development



Tyler Bassinger
Video Production
Specialist



Jonathan Bateman
Compliance Coordinator



Deveron Baxter
Training Table
Team Leader



Traci Becker
Accounting Clerk



Derek Bond
Event Management
Specialist



Daniel Bottcher
Groundskeeper



Kimberly Brick
Custodial Supervisor



Brad Brown
Assistant Athletic Trainer



Jan Brown
Director of Business
Operations



Stacey Burling
Life Skills Coordinator



Dr. Judy Burnfield
Director of Nebraska
Athletic Performance
Laboratory



Jeremy Busch
Assistant Athletic Trainer



Juanita Carstens
Capital Planning & Events
Secretary



Chad Carter
Electrician



Misty Carter
Dining Service Associate



Chad Chiesa
Microcomputer Specialist



Angie
Christ-Zemunski
Assistant Ticket Manager



Dr. David Clare
Team Physician,
Orthopaedic Surgeon



Dr. Pat Clare
Chief of Staff,
Orthopaedic Surgeon



Tyler Clark
Assistant Strength Coach



Brad Cole
Video Production Specialist



Karen Cook
Husker Power
Staff Secretary



Darcy Crandall
Assistant Store,
Events Manager



Kim Daniel
Custodial Supervisor



Matt Davidson
Director of Events



Mike Dobbs
Huskers Athletic
Fund Officer



Ryan Donahoe
Plumber/Pipefitter
Devaney Sports Center



Kaly Doyle
Compliance Coordinator



Tom Dufresne
Assistant Athletic Trainer



Kiley Eaton
Huskers Athletic Fund
Coordinator



Andrea Einspahr
Learning Specialist



Jolene Emricson
Assistant Athletic Trainer



Anton Engel
Guest Relations,
Security Attendant



Jane Farrell
Personnel and Payroll
Associate



Mary Fisher
Custodian/Events Setup



Dan Floyd
Director of Information
Technology



Derek Freeman
HAF Director of
Annual Giving



Lindsey Freeman
HAF Premium Seating &
Events Coordinator



Gaila Friesen
Secretarial Specialist



Jessie Gardner
Life Skills Coordinator



Shawn Gariboy
Supply &
Distribution Clerk



Herman Gesch
Guest Relations,
Security Attendant



Randy Gobel
Assistant Director of
Facilities (Devaney)



Mike Greenfield
Building Services
Manager



Briell Groen
Assistant Ticket
Manager



Scott Guthrie
Broadcast Engineer



Anne Hackbart
Administrative Assistant to
Athletic Administration



Jami Hagedorn
Financial and Human
Resource Manager



Janell Hall
Director of Concessions
Operations



Nancy Hamann
Dining Service Associate



Brett Hansen
Microcomputer Specialist



Jack Harper
Custodian,
Events Setup



Dr. Justin Harris
Team Physician,
Orthopaedic Surgeon



Lauren Harris
Assistant Strength Coach



Sheri Hastings
Academic Counselor



Kirk Hartman
Executive Director
of Video Production



Caleb Hawley
Academic Counselor



Eric Haynes
Assistant Director
of Facilities



Kevin Herbel
Director, Business Planning
and Reporting



Jared Hertzfel
Turfgrass Manager



Mike Hodges
Video Services
Coordinator



Amanda Holzwarth
Video Production
Coordinator



Matt Honnor
Custodian,
Events Setup



Phil Hood
Trade Supervisor



Ruth Hood
Dining Service
Associate



John Horstman
Building Service Tech



Leah Huber
Administrative Assistant



Syed Hussain
Guest Relations,
Security Attendant



Butch Hug
Associate A.D./
Facilities and Events



John Ingram
Associate A.D./
Capital Planning and
Construction



Brad Isham
Projects Assistant for
Capital Planning



Katie Jewell
Associate Director of
Academic Programs



Jeff Jamrog
Assistant A.D./
Football Operations



Willie Jones
Assistant Strength Coach



Amy Johnson
Business Office
Administrative Assistant



Jena Johnson
Assistant Director
of Compliance



Patrick Kelly
Guest Relations,
Security Attendant



Jeff Kinnison
Custodian/
Events Setup



Jack Kissack
Guest Relations,
Security Attendant



Shot Kleen
Assistant A.D./
HuskerVision



Lonna Kliment
Director of Ticket
Marketing



Brian Kmitta
Assistant
Strength Coach



Dale Kruse
Training Table
Manager



Blake Lange
Assistant Equipment
Manager



Gregg Lingenfelder
Team Store Manager



Lisa Loewenstein
Assistant
Athletic Trainer



Marlon Lozano
Spirit Squad
Manager



Greg Luedtke
Huskers Authentic
Arena Store Manager



Mikayla Martins
Custodian/
Events Setup



Jennifer Matlock
Dining Service
Associate



John Maus
Dining Service
Associate



Mark Mayer
Head Football
Athletic Trainer



Danny McEntorffer
Guest Relations,
Security Attendant



Sarah McGrath
Accounting Clerk



Alan Moore
Building Services
Technician



Kelly Mosier
Director of
Digital Media



Luan Nguyen
Computer
Hardware Tech



Erynn Nicholson
Spirit Squad
Head Coach



Mike Nieman
Academic
Counselor



Diane Nietfeldt
Shipping and
Receiving Clerk



Pat Norris
Assistant Equipment
Manager



Doak Ostergard
Athletic Performance
Research Coordinator



Chris Pankonin
Video Production Specialist



Maria
Perez-Segovia
Dining Service Associate



Patricia Peterson
Assistant Director
of Compliance



Jack Pierce
Huskers Athletic Fund
Fundraiser



Katie Pfannenstiel
Event Management
Specialist



Marvin Potter
Trade Supervisor



Jason Powell
Assistant
Strength Coach



Jenni Puchalla
Huskers Athletic Fund
Administrative Assistant



Laure Ragoss
Associate Director of
Compliance



Michelle Ray
Senior Event Sales
Associate



Rox Rasmussen
Director of
Concessions Events



Tyler Recker
Assistant
Equipment Manager



Kristi Reetz
Associate
Ticket Manager



Lindsey Remmers
Director of
Sports Nutrition



Brian Rempe
Custodian,
Events Setup



Bob Richards
Guest Relations,
Security Attendant



Juan Rico
Computer Specialist



Jim Rose
HAF Major Gift -
Fundraising Officer



Ethan Rowley
Director of
Fan Experience



Jeff Rudy
Assistant Athletic Trainer



Rusty Ruffcorn
Women's Basketball
Strength Coach



George Scheel
Guest Relations,
Security Attendant



Kim Schellpeper
Associate Director of
Academic Programs



Emily Schueth
Assistant Athletic Trainer



Amy Seiler
Massage Therapist



John Shaw
Building Service Technician



Leah Sinner
Ticket Office Assistant



Peg Slagle
Suite Coordinator



Michael Steele
Executive Chef



Dr. Scott Strasburger
Team Physician,
Orthopaedic Surgeon



Michael Stephens
Assistant A.D./Marketing,
Licensing & Concessions



Kathryn Swanson
Food Tech



Norm Tallman
Custodian



Jay Terry
Equipment
Manager



Maggi Thorne
Assistant Director of
Capital Planning &
Construction



Mary Timblin
Administrative Assistant



Matt Tomjack
Assistant Director of Fan
Experience



Steve Torske
Building & Grounds
Supervisor



Scott Trausch
Sports
Nutritionist



Julie Tuttle
Assistant Athletic Trainer



Chad Wade
Assistant
Strength Coach



Jerry Weber
Head Athletic Trainer



Tyler Weeda
Assistant Athletic Trainer



Andy Wenstrand
Web & Digital Media
Design Specialist



Jackie Wilken
Administrative Coordinator



Karen Williamson Conway
Ticket Office Assistant



Linda Ybarra
Administrative
Assistant



Randy York
Senior Writer and Director
of Creative Services

UNIVERSITY OF NEBRASKA HEAD COACHES



Chuck Chmelka
Men's Gymnastics



John Cook
Volleyball/
Sand Volleyball



Darin Erstad
Baseball



David Harris
Cross Country



Scott Jacobson
Women's Tennis



Dan Kendig
Women's Gymnastics



Mark Manning
Wrestling



Robin Krapfl
Women's Golf



Kerry McDermott
Men's Tennis



Tim Miles
Men's Basketball



Pablo Morales
Swimming and Diving



Bo Pelini
Football



Gary Pepin
Track and Field



Rhonda Revelle
Softball



Bill Spangler
Men's Golf



Bill Straub
Bowling



Stacy Underwood
Rifle



John Walker
Soccer



Connie Yori
Women's Basketball

2013-14 OPPONENTS



SHAVON SHIELDS
SOPHOMORE CO-CAPTAIN

- THIS IS NEBRASKA
- OUTLOOK
- 2013-14 HUSKERS
- COACHES
- ADMINISTRATION
- OPPONENTS**
- REVIEW
- RECORDS
- HISTORY
- MEDIA

2013-14 BIG TEN COMPOSITE SCHEDULE

THIS IS NEBRASKA
 OUTLOOK
 2013-14 HUSKERS
 COACHES
 ADMINISTRATION
 OPPONENTS
 REVIEW
 RECORDS
 HISTORY
 MEDIA

Nov. 8
 Chicago State at Indiana 6 p.m.
 UMass-Lowell at Michigan 6 p.m.
 McNeese State at Michigan State 6 p.m.
 Northern Kentucky at Purdue 6 p.m.
 St. John's vs. Wisconsin 6 p.m.
 Alabama State at Illinois 7 p.m.
 Lehigh at Minnesota 7 p.m.
 UNC-Wilmington at Iowa 8:30 p.m.
 Florida Gulf Coast at Nebraska 8 p.m.

Nov. 9
 Morgan State at Ohio State 11 a.m.
 Eastern Illinois at Northwestern 7:30 p.m.
 Wagner at Penn State TBD

Nov. 10
 Nebraska-Omaha at Iowa 3:30 p.m.

Nov. 12
 LIU-Brooklyn at Indiana 5 p.m.
 South Carolina State at Michigan 5 p.m.
 Kentucky vs. Michigan State 6:30 p.m.
 Montana at Minnesota 7 p.m.
 Western Illinois at Nebraska 7 p.m.
 Ohio at Ohio State 7 p.m.
 Florida at Wisconsin 8 p.m.

Nov. 13
 LIU-Brooklyn at Indiana 5 p.m.
 South Carolina State at Michigan 5 p.m.
 Bucknell at Penn State 6 p.m.
 Central Connecticut State at Purdue 6 p.m.
 Valparaiso at Illinois 6:30 p.m.

Nov. 14
 Maryland-Eastern Shore at Iowa 6 p.m.
 Northwestern at Stanford 10 p.m.

Nov. 15
 Samford at Indiana 6 p.m.
 Columbia at Michigan State 8 p.m.

Nov. 16
 Ohio State at Marquette 2 p.m.
 Wisconsin at Green Bay 7 p.m.
 Minnesota at Richmond TBD
 Penn State at Penn TBD

Nov. 17
 South Carolina State at Nebraska 2 p.m.
 Abilene Christian at Iowa 3:30 p.m.
 Stony Brook at Indiana 4 p.m.
 Michigan at Iowa State 4 p.m.
 Bradley at Illinois 5 p.m.
 Rider at Purdue 6 p.m.
 Illinois State at Northwestern 7:30 p.m.

Nov. 18
 Portland at Michigan State 7 p.m.

Nov. 19
 LaSalle at Penn State 6 p.m.
 Coastal Carolina at Minnesota 7 p.m.
 North Dakota at Wisconsin 7 p.m.

Nov. 20
 Northwestern at Illinois-Chicago 6 p.m.
 Eastern Illinois at Purdue 6 p.m.
 American at Ohio State 6:30 p.m.

Nov. 21
 UMass vs. Nebraska 11:30 a.m.
 Long Beach State vs. Michigan 4 p.m.
 Wofford at Minnesota 6 p.m.
 Bowling Green at Wisconsin 7 p.m.
 Washington vs. Indiana 8 p.m.

Nov. 22
 Penn at Iowa 6 p.m.
 IUPUI at Northwestern 7 p.m.
 Chicago State at Illinois 8 p.m.
 Virginia Tech vs. Michigan State 8:30 p.m.
 New Mexico/UAB vs. Nebraska TBD
 Boston College/UConn vs. Indiana TBD
 VCU/Florida State vs. Michigan TBD

Nov. 23
 Seton Hall/Oklahoma vs. Mich. St. TBD

Oral Roberts at Wisconsin 7:30 p.m.

Nov. 24
 Sierra at Purdue 11 a.m.
 Monmouth at Penn State Noon
 TBD vs. Michigan TBD
 TBD vs. Nebraska TBD

Nov. 25
 Wyoming at Ohio State 6 p.m.
 Gardner-Webb at Northwestern 7 p.m.
 Syracuse vs. Minnesota 8:30 p.m.

Nov. 26
 Arkansas/California vs. Minnesota TBD
 Longwood at Penn State 5 p.m.
 Evansville at Indiana 7 p.m.
 St. Louis vs. Wisconsin 7:30 p.m.
 Illinois at UNLV 9:45 p.m.

Nov. 27
 Arkansas/California vs. Minnesota TBD
 West Virginia/Old Dominion vs. Wis. TBD
 TBD vs. Minnesota TBD

Nov. 28
 Oklahoma State vs. Purdue 11 a.m.
 Xavier vs. Iowa 6 p.m.
 Missouri vs. Northwestern 9:30 p.m.

Nov. 29
 Mount St. Mary's at Michigan State Noon
 Coppin State at Michigan 2 p.m.
 North Florida at Ohio State 4 p.m.
 St. John's vs. Penn State 6 p.m.
 IPFW at Illinois 7 p.m.
 UCLA vs. Northwestern 10:30 p.m.
 Butler/Washington St. vs. Purdue TBD
 UTEP/Tennessee vs. Iowa TBD

Nov. 30
 Northern Illinois at Nebraska Noon
 TBD vs. Iowa TBD

Dec. 1
 TBD vs. Purdue TBD

Dec. 3
 Illinois at Georgia Tech 6:15 p.m.
 Indiana at Syracuse 6:15 p.m.
 Penn State at Pittsburgh 6:30 p.m.
 Notre Dame at Iowa 8:15 p.m.
 Michigan at Duke 8:15 p.m.
 Florida State at Minnesota 8:30 p.m.

Dec. 4
 Maryland at Ohio State 6 p.m.
 Wisconsin at Virginia 6 p.m.
 Northwestern at North Carolina St. 6:30 p.m.
 North Carolina at Michigan State 8 p.m.
 Boston College at Purdue 8 p.m.
 Miami (Fla.) at Nebraska 8:30 p.m.

Dec. 7
 Houston Baptist at Michigan 11 a.m.
 New Orleans at Minnesota 1 p.m.
 Eastern Michigan at Purdue 1 p.m.
 Marquette at Wisconsin 1:15 p.m.
 Central Connecticut St. at Ohio St. 3:30 p.m.
 W. Michigan at Northwestern 4 p.m.
 North Florida at Indiana 6:30 p.m.
 Drake vs. Iowa 7:30 p.m.
 Marshall at Penn State TBD

Dec. 8
 Auburn vs. Illinois 2 p.m.
 Nebraska at Creighton 5 p.m.

Dec. 9
 Fairleigh Dickinson at Iowa 6:30 p.m.

Dec. 10
 Oakland at Indiana 6 p.m.
 South Dakota State at Minnesota 7 p.m.
 Dartmouth at Illinois 7 p.m.

Dec. 11
 Penn State at Duquesne 6 p.m.
 Bryant at Ohio State [23] 6:30 p.m.
 Milwaukee at Wisconsin 7 p.m.

Dec. 13
 Iowa at Iowa State 8:30 p.m.

Dec. 14
 Arizona at Michigan 11 a.m.
 Princeton at Penn State 1 p.m.
 Eastern Kentucky at Wisconsin 1 p.m.
 Notre Dame vs. Indiana 2:15 p.m.
 Michigan State at Oakland 3 p.m.
 Arkansas State at Nebraska 3 p.m.
 Butler vs. Purdue 5 p.m.
 North Dakota State at Ohio State ... 7:15 p.m.
 Oregon vs. Illinois 8 p.m.

Dec. 16
 Mississippi Valley St. at Northwestern 6 p.m.

Dec. 17
 North Florida at Michigan State 6 p.m.
 Maryland-Eastern Shore at Purdue 6 p.m.

Dec. 18
 Delaware at Ohio State 6 p.m.

Dec. 20
 Nicholls State at Indiana 6 p.m.
 Nebraska-Omaha at Minnesota 8 p.m.

Dec. 21
 Michigan State at Texas 3 p.m.
 Missouri vs. Illinois 4:30 p.m.
 Notre Dame vs. Ohio State 6:30 p.m.
 Stanford vs. Michigan 7 p.m.
 The Citadel at Nebraska 8:30 p.m.

Dec. 22
 Kennesaw State at Indiana 11 a.m.
 Purdue at West Virginia Noon
 Arkansas-Pine Bluff at Iowa 1 p.m.
 Brown at Northwestern 1 p.m.
 Mount St. Mary's at Penn State 1 p.m.

Dec. 27
 Louisiana-Monroe at Ohio State 6 p.m.
 DePaul at Northwestern 8 p.m.

Dec. 28
 Illinois-Chicago vs. Illinois 1 p.m.
 Prairie View A&M at Wisconsin 1 p.m.
 Nebraska at Cincinnati 3 p.m.
 New Orleans at Michigan State 3:15 p.m.
 Holy Cross at Michigan 4:30 p.m.
 TAMU-Corpus Christi at Minn. 7:30 p.m.

Dec. 31
 Ohio State at Purdue Noon
 Indiana at Illinois 2 p.m.
 Michigan State at Penn State 4 p.m.
 Nebraska at Iowa 6 p.m.

Jan. 2
 Michigan at Minnesota 6 p.m.
 Wisconsin at Northwestern 6 p.m.

Jan. 4
 Nebraska at Ohio State 11 a.m.
 Michigan State at Indiana 1 p.m.
 Penn State at Illinois 1:15 p.m.

Jan. 5
 Iowa at Wisconsin 6:30 p.m.
 Northwestern at Michigan TBD
 Purdue at Minnesota TBD

Jan. 7
 Ohio State at Michigan State 8 p.m.

Jan. 8
 Minnesota at Penn State 6 p.m.
 Illinois at Wisconsin 8 p.m.

Jan. 9
 Northwestern at Iowa 8 p.m.
 Michigan at Nebraska 8 p.m.

Jan. 11
 Indiana at Penn State 11 a.m.
 Minnesota at Michigan State 1:15 p.m.

Jan. 12
 Illinois at Northwestern 6:30 p.m.

Nebraska at Purdue TBD
 Iowa at Ohio State TBD

Jan. 14
 Wisconsin at Indiana 6 p.m.
 Penn State at Michigan 7 p.m.

Jan. 15
 Michigan State at Northwestern 6 p.m.
 Purdue at Illinois 8 p.m.

Jan. 16
 Ohio State at Minnesota 8 p.m.

Jan. 18
 Northwestern at Indiana 1:30 p.m.
 Michigan at Wisconsin 5 p.m.
 Penn State at Purdue 6 p.m.
 Michigan State at Illinois 7 p.m.

Jan. 19
 Minnesota at Iowa Noon

Jan. 20
 Ohio State at Nebraska 6 p.m.

Jan. 21
 Indiana at Michigan State 6 p.m.
 Purdue at Northwestern 8 p.m.

Jan. 22
 Iowa at Michigan 6 p.m.
 Wisconsin at Minnesota 8 p.m.

Jan. 23
 Illinois at Ohio State 6 p.m.
 Nebraska at Penn State 7 p.m.

Jan. 25
 Iowa at Northwestern 11 a.m.
 Wisconsin at Purdue 4 p.m.
 Michigan at Michigan State 6 p.m.

Jan. 26
 Illinois at Indiana 2 p.m.
 Minnesota at Nebraska 5 p.m.

Jan. 28
 Michigan State at Iowa 6 p.m.

Jan. 29
 Penn State at Ohio State 6 p.m.
 Northwestern at Wisconsin 8 p.m.

Jan. 30
 Indiana at Nebraska 6 p.m.
 Purdue at Michigan 8 p.m.

Feb. 1
 Ohio State at Wisconsin 11 a.m.
 Northwestern at Minnesota 1 p.m.
 Georg own vs. Michigan State 2:30 p.m.
 Iowa at Illinois 6:30 p.m.

Feb. 2
 Purdue at Penn State 10:30 a.m.
 Michigan at Indiana Noon

Feb. 4
 Ohio State at Iowa 6 p.m.
 Wisconsin at Illinois 8 p.m.

Feb. 5
 Nebraska at Michigan 5:30 p.m.
 Minnesota at Purdue 7:30 p.m.

Feb. 6
 Penn State at Michigan State 8 p.m.

Feb. 8
 Nebraska at Northwestern Noon
 Michigan at Iowa 1 p.m.
 Purdue at Ohio State 5 p.m.
 Indiana at Minnesota 7:15 p.m.

Feb. 9
 Michigan State at Wisconsin Noon
 Illinois at Penn State 3:15 p.m.

Feb. 11
 Michigan at Ohio State 8 p.m.

Feb. 12
 Penn State at Indiana 6 p.m.
 Illinois at Nebraska 8 p.m.

Feb. 13
 Northwestern at Michigan State 6 p.m.
 Minnesota at Wisconsin 8 p.m.

Feb. 15
 Iowa at Penn State Noon
 Indiana at Purdue 3 p.m.
 Ohio State at Illinois 7 p.m.

Feb. 16
 Wisconsin at Michigan Noon
 Nebraska at Michigan State 2 p.m.
 Minnesota at Northwestern 5 p.m.

Feb. 18
 Iowa at Indiana 9 p.m.

Feb. 19
 Northwestern at Ohio State 6 p.m.
 Illinois at Minnesota 8 p.m.

Feb. 20
 Penn State at Nebraska 6 p.m.
 Michigan State at Purdue 6 p.m.

Feb. 22
 Wisconsin at Iowa 11 a.m.
 Minnesota at Ohio State 5 or 7 p.m.
 Indiana at Northwestern TBD*

Feb. 23
 Wisconsin at Iowa 11 a.m.
 Indiana at Northwestern TBD*
 Michigan State at Michigan TBD
 Purdue at Nebraska TBD

Feb. 25
 Iowa at Minnesota 6 p.m.
 Indiana at Wisconsin 8 p.m.

Feb. 26
 Michigan at Purdue 6 p.m.
 Nebraska at Illinois 8 p.m.

Feb. 27
 Ohio State at Penn State 6 p.m.

March 1
 Illinois at Michigan State 1 p.m.
 Northwestern at Nebraska 4 p.m.
 Minnesota at Michigan 6 p.m.
 Purdue at Iowa TBD*

March 2
 Wisconsin at Penn State 11 a.m. or 3 p.m.
 Ohio State at Indiana 11 a.m. or 3 p.m.
 Purdue at Iowa TBD*

March 4
 Michigan at Illinois 6 p.m.

March 5
 Nebraska at Indiana 6 p.m.
 Purdue at Wisconsin 8 p.m.

March 6
 Penn State at Northwestern 6 p.m.
 Iowa at Michigan State 8 p.m.

March 8
 Indiana at Michigan 6 p.m.
 Penn State at Minnesota 7:30 p.m.
 Northwestern at Purdue TBD*
 Illinois at Iowa TBD*

March 9
 Northwestern at Purdue TBD*
 Illinois at Iowa TBD*
 Penn State at Minnesota TBD
 Michigan State at Ohio State TBD
 Wisconsin at Nebraska TBD

**Big Ten wild card games, can be on either Saturday or Sunday of the weekend. Schedule as of Oct. 1, 2013; All times listed are central and subject to change.*

FLORIDA GULF COAST

FRIDAY, NOV. 8 | 8 P.M.
LINCOLN, NEB. (PINNACLE BANK ARENA)



WESTERN ILLINOIS

TUESDAY, NOV. 12 | 7 P.M.
LINCOLN, NEB. (PINNACLE BANK ARENA)



GENERAL INFO

Founded: 1997
 Location: Fort Myers, Fla.
 Enrollment: 13,468
 Chancellor: Dr. Wilson Bradshaw
 Athletic Director: Ken Kavanagh
 Nickname: Eagles
 Colors: Emerald Green & Colbalt Blue
 Conference: Atlantic Sun
 Home Arena: Alico Arena
 Capacity: 4,500
 Ticket Office Phone: (239) 590-7145
 Web site: fgcuathletics.com
 MBB Twitter: @FGCU_MBB

COACHING STAFF

Head Coach: Joe Dooley
 Alma Mater (Year): George Washington (1988)
 Record at Florida Gulf Coast: 0-0 (First year)
 Career Record: 57-52 (Four years)
 Assistant Coaches (Alma mater, Year):
 Marty Richter (Simpson College, 1999)
 Jamill Jones (Arkansas State, 2008)
 Michael Fly (Kentucky, 2006)
 Basketball Office Phone: (225) 771-5765

MEDIA RELATIONS

Basketball SID: Jason MacBain
 Office Phone: (239-590-7061)
 Cell Phone: (315) 750-0236
 E-mail: jmacbain@fgcu.edu
 Press Row Phone: (239) 745-3657
 SID Mailing Address:
 10501 FGCU Boulevard South
 Fort Myers, Fla. 33965

THE EAGLES

2012-13 Record: 26-11 (13-5, 2nd)
 2013 Postseason Play: NCAA Sweet 16
 Final 2013 AP Ranking: None
 Starters Returning/Lost: 4/1
 Lettermen Returning/Lost: 6/5

2013-14 SCHEDULE

Date	Opponent	Time
Nov. 8	at Nebraska	8 p.m.
Nov. 12	Hartford	6 a.m.
Nov. 15	at Furman	5 p.m.
Nov. 18	Eckerd	6:05 p.m.
Nov. 23	Ave Maria	6:05 p.m.
Nov. 26	at NC State	6 p.m.
Dec 1	Iona	1:05 p.m.
Dec 7	at FIU	3 p.m.
Dec 14	Samford	12:05 p.m.
Dec 17	at USF	6 p.m.
Dec 19	at Mississippi State	8 p.m.
Dec 22	vs Florida A&M	4:30 p.m.
Dec 23	vs Radford/Sacred Heart	TBD
Dec 30	Northern Kentucky *	6:05 p.m.
Jan 1	Lipscomb *	5:05 p.m.
Jan. 5	at Stetson *	Noon
Jan. 9	at UNF *	6 p.m.
Jan. 11	at Jacksonville *	2:15 p.m.
Jan. 16	USC Upstate *	6:05 p.m.
Jan. 18	ETSU *	6:35 p.m.
Jan. 23	at Mercer *	6 p.m.
Jan. 25	at Kennesaw State *	11 a.m.
Jan. 31	Stetson *	6:05 p.m.
Feb. 6	Jacksonville *	6:05 p.m.
Feb. 8	UNF *	6:05 p.m.
Feb. 13	at ETSU *	6 p.m.
Feb. 15	at USC Upstate *	1 p.m.
Feb. 21	Mercer *	5:05 p.m.
Feb. 23	Kennesaw State *	12:35 p.m.
Feb. 27	at Lipscomb *	6 p.m.
March 4-9	at Atlantic Sun Tournament	

2013-14 ROSTER

No.	Name	Pos.	Ht.	Wt.	Yr.	Hometown
0	Brett Comer	G	6-3	192	Jr.	Winter Park, Fla.
1	Nate Hicks	F/C	6-10	217	Jr.	Panama City, Fla.
2	Bernard Thompson	G	6-3	166	Jr.	Conyers, Ga.
3	Julian DeBose	G	6-4	196	Jr.	Washington, D.C.
4	Armond Shoon	G	6-3	180	Fr.	Miami, Fla.
5	Jamail Jones	G	6-6	215	Jr.	Atlanta, Ga.
10	Logan Hovey	F	6-7	210	Fr.	Orlando, Fla.
11	Nick Pellar	F	6-6	205	So.	Munster, Ind.
12	Eric McKnight	F	6-9	210	Jr.	Raleigh, N.C.
14	Brian Greene Jr.	G	6-3	205	So.	Chicago, Ill.
15	Filip Cvjeticanin	F	6-9	218	Jr.	Zagreb, Croatia
20	Chase Fieler	F	6-8	205	Sr.	Parkersburg, W.Va.
21	Tejai Allen	G	6-4	198	Fr.	Jacksonville, Fla.
22	Kevin Boyle	G	5-9	175	Jr.	Rahway, N.J.
24	Marcus Blake	F	6-7	196	Jr.	Miami, Fla.
25	Marc-Eddy Norelia	F	6-8	225	So.	Orlando, Fla.
35	Dajuan Graf	G	6-0	170	So.	Charlotte, N.C.

GENERAL INFO

Founded: 1899
 Location: Macomb, Ill.
 Enrollment: 12,205
 President: Dr. Jack Thomas
 Athletic Director: Tommy Bell
 Nickname: Fighting Leathernecks
 Colors: Purple and Gold
 Conference: Summit League
 Home Arena: Western Hall
 Capacity: 5,139
 Ticket Office Phone: (309) 298-1190
 Web site: Goleathernecks.com
 MBB Twitter: @WIUathletics

COACHING STAFF

Head Coach: Jim Molinari
 Alma Mater (Year): Illinois Wesleyan (1977)
 Record at Western Illinois: 69-84 (Five years)
 Career Record: 292-270 (19 years)
 Assistant Coaches (Alma mater, Year):
 Wade Hokenson (Minnesota, 2004)
 Josh Wolfe (Hope, 2004)
 Basketball Office Phone: (309) 298-1751

MEDIA RELATIONS

Basketball SID: Kyle Bradt
 Office Phone: (309) 298-1133
 Cell Phone: (507) 271-9633
 E-mail: ka-bradt2@wiu.edu
 Press Row Phone: (309) 298-1227
 SID Mailing Address:
 Western Illinois Athletics Media Services
 Intercollegiate Athletics, Western Hall 213
 1 University Circle
 Macomb, IL 61455

2013-14 ROSTER

No.	Name	Pos.	Ht.	Wt.	Yr.	Hometown
1	Jabari Sandifer	G	6-1	170	Fr.	Naperville, Ill.
10	Jordan Foster	G	5-11	175	So.	Chicago, Ill.
12	Jason Hawthorne	G	6-0	170	So.	Houston, Texas
14	Billy Molinari	G	6-2	190	Sr.	Peoria, Ill.
24	Remy Roberts-Burnett	G	6-0	180	Jr.	Joliet, Ill.
30	Mike Miklusak	F	6-6	190	Fr.	Dyer, Ind.
31	Garret Covington	G	6-5	180	Fr.	Edwardsville, Ill.
32	Tate Stensgaard	F	6-8	190	So.	Rapid City, S.D.
33	Adam Link	F	6-6	210	Sr.	Elbert, Colo.
34	Mohamed Conde	F	6-7	200	Jr.	Belleville, Mich.
43	Travis Barnes	F	6-7	215	Fr.	Walstonburg, N.C.
52	Michael Ochereobia	C	6-8	260	Sr.	Hackney, England

THE LEATHERNECKS

2012-13 Record: 22-9 (13-3, 1-1st)
 2013 Postseason Play: CIT First Round
 Final 2013 AP Ranking: None
 Starters Returning/Lost: 2/3
 Lettermen Returning/Lost: 6/7

2013-14 SCHEDULE

Date	Opponent	Time
Nov. 9	at Idaho	8 p.m.
Nov. 12	at Nebraska	7 p.m.
Nov. 17	at Pacific	4 p.m.
Nov. 21	Eureka	7 p.m.
Nov. 26	at Southeastern Louisiana	7:30 p.m.
Nov. 30	Greenville	7 p.m.
Dec. 4	Eastern Illinois	7 p.m.
Dec. 7	Grace Bible College	7 p.m.
Dec. 16	at Alabama State	7 p.m.
Dec. 19	at Utah State	9:05 p.m.
Dec. 20	at Troy	6:30 p.m.
Dec. 21	at UC-Santa Barbara	6:30 p.m.
Dec. 28	at UTEP	8 p.m.
Dec. 29	vs. Alcorn State	TBD
Jan. 04	William & Mary	7 p.m.
Jan. 11	Omaha *	7 p.m.
Jan. 16	at South Dakota State *	7 p.m.
Jan. 18	at North Dakota State *	2 p.m.
Jan. 23	South Dakota *	7 p.m.
Jan. 25	Denver *	7 p.m.
Jan. 30	at IUPUI *	6 p.m.
Feb. 1	at Fort Wayne *	6 p.m.
Feb. 8	at Omaha *	1 p.m.
Feb. 13	North Dakota State *	7 p.m.
Feb. 15	South Dakota State *	7 p.m.
Feb. 20	at Denver *	8 p.m.
Feb. 22	at South Dakota *	4 p.m.
Feb. 27	Fort Wayne *	7 p.m.
March 1	IUPUI *	7 p.m.
March 8-11	at Summit League Tournament	

THIS IS NEBRASKA | OUTLOOK | 2013-14 HUSKERS | COACHES | ADMINISTRATION | OPPONENTS | REVIEW | RECORDS | HISTORY | MEDIA

SOUTH CAROLINA STATE

SUNDAY, NOV. 17 | 2 P.M.
LINCOLN, NEB. (PINNACLE BANK ARENA)



GENERAL INFO

Founded: 1896
Location: Orangeburg, S.C.
Enrollment: 3,500
President: Thomas J. Elzey
Athletic Director: Charlene Johnson
Nickname: Bulldogs
Colors: Red and Blue
Conference: Mid-Eastern Athletic Conference
Home Arena: Smith-Hammond-Middleton Memorial Center
Capacity: 3,200
Ticket Office Phone: (800) 298-9157
Web site: scsuathletics.com
MBB Twitter: @SCStateAthletic

COACHING STAFF

Head Coach: Murray Garvin
Alma Mater (Year): Eastern Kentucky (1998)
Record at SCSU: 2-7 (One year)
Career Record: Same
Assistant Coaches (Alma mater, Year):
Ken Spencer (UNC-Pembroke, 1991)
Rio Pitt (South Carolina State, 2009)
Basketball Office Phone: (803) 533-3605

MEDIA RELATIONS

Basketball SID: Kendrick D. Lewis
Office Phone: (803) 536-7060
Cell Phone: (803) 378-3715
E-mail: klewis19@scsu.edu
Press Row Phone: (803) 533-3735/536-7241
SID Mailing Address:
300 College Street, NE
P.O. Box 7128
Orangeburg, SC 29117

THE BULLDOGS

2012-13 Record: 6-24 (2-14, 12th)
2013 Postseason Play: None
Final 2013 AP Ranking: None
Starters Returning/Lost: 4/1
Lettermen Returning/Lost: 7/1

2013-14 SCHEDULE

Date	Opponent	Time
Nov. 8	at Marshall	6 p.m.
Nov. 12	at Michigan	6 p.m.
Nov. 17	at Nebraska	2 p.m.
Nov. 19	at Nebraska-Omaha	7 p.m.
Nov. 23	Voorhees	5 p.m.
Nov. 26	Nebraska-Omaha	6:30 p.m.
Dec. 3	at Clemson	6 p.m.
Dec. 7	Georgia Southern	5 p.m.
Dec. 17	Coastal Carolina	6:30 p.m.
Dec. 23	at Jacksonville	TBD
Dec. 30	at Coastal Carolina	6 p.m.
Jan. 3	at South Carolina	TBD
Jan. 8	Maryland-Eastern Shore*	6:30 p.m.
Jan. 11	at Morgan State *	3 p.m.
Jan. 13	at Coppin State *	6:30 p.m.
Jan. 18	Florida A&M *	5 p.m.
Jan. 20	Bethune-Cookman *	6:30 p.m.
Jan. 25	Norfolk State *	5 p.m.
Jan. 27	Hampton *	6:30 p.m.
Feb. 1	at Florida A&M *	3 p.m.
Feb. 3	at Bethune-Cookman *	6:30 p.m.
Feb. 8	at Delaware State *	3 p.m.
Feb. 15	North Carolina Central *	5 p.m.
Feb. 17	North Carolina A&T *	6:30 p.m.
Feb. 22	Savannah State *	5 p.m.
March 1	at NC Carolina Central	3 p.m.
March 3	at NC A&T	6:30 p.m.
March 6	at Savannah State	6:30 p.m.
March 10-15	at MEAC Tournament	

2013-14 ROSTER

No.	Name	Pos.	Ht.	Yr.	Hometown
0	Jalen White	G	6-1	Fr.	Charlotte, N.C.
1	Koran Wright	G	6-0	Fr.	Jackson, S.C.
2	Theron Stephens	G	5-9	Sr.	Reading, Pa.
3	Jordan Smith	G	6-5	So.	Palmetto, Fla.
4	Patrick Kirksey	F	6-6	Fr.	Simpsonville, S.C.
5	Adama Adams	G	6-1	Sr.	Dakar, Senegal
10	Patrick Myers	G	6-2	So.	Orangeburg, S.C.
11	Shaquell Mitchell	G	6-4	So.	Hollywood S.C.
12	Greg Mortimer	G	6-3	Fr.	Savannah, Ga.
15	Devin Joint	G/F	6-4	So.	Darlington, S.C.
20	Chasen Campbell	F	6-8	Sr.	Charlotte, N.C.
22	Matthew Hezekiah	F	6-11	Sr.	Jacksonville, Fla.
23	Darrion Eastmon	G	6-2	Jr.	Fayetteville, N.C.
30	Darryl Palmer	F	6-7	So.	Summerville, S.C.
33	Luka Radovic	F	6-9	Jr.	Podgorica, Montenegro

MASSACHUSETTS

THURSDAY, NOV. 21 | 11:30 A.M.
CHARLESTON, S.C. (TD ARENA)



GENERAL INFO

Founded: 1863
Location: Amherst, Mass
Enrollment: 27,019
Chancellor: Dr. Kumble Subbaswamy
Athletic Director: John McCutcheon
Nickname: Minutemen
Colors: Maroon, Black, Grey, White
Conference: Atlantic 10
Home Arena: Mullins Center
Capacity: 9,493
Ticket Office Phone: (866) 862-7784
Web site: umassathletics.com
MBB Twitter: @UMass_Bball

COACHING STAFF

Head Coach: Derek Kellogg
Alma Mater (Year): Massachusetts (1995)
Record at Massachusetts: 64-66 (Five years)
Career Record: Same
Assistant Coaches (Alma mater, Year):
Adam Ginsburg (Buffalo, 1997)
Shyrone Chatman (Memphis, 2002)
Marlon Williamson (Youngstown State, 2012)
Basketball Office Phone: (413) 545-2610

MEDIA RELATIONS

Basketball SID: Brian Henry
Office Phone: (413) 545-5292
Cell Phone: (413) 230-2083
E-mail: bwhenry@admin.umass.edu
Press Row Phone: (413) 545-6139
SID Mailing Address:
290 Boyden Building
University of Massachusetts
Amherst, MA 01003

THE MINUTEMEN

2012-13 Record: 21-12 (9-7, 6th)
2013 Postseason Play: NIT First Round
Final 2013 AP Ranking: None
Starters Returning/Lost: 3/2
Lettermen Returning/Lost: 7/4

2013-14 SCHEDULE

Date	Opponent	Time
Nov. 10	vs. Boston College	2 p.m.
Nov. 12	LSU	10 a.m.
Nov. 17	Youngstown State	Noon
Nov. 21	vs. Nebraska	11:30 a.m.
Nov. 22	vs. UAB/New Mexico	TBD
Nov. 24	vs. TBD	TBD
Dec. 3	at Eastern Michigan	6 p.m.
Dec. 7	vs. BYU	12:30 p.m.
Dec. 14	Northern Illinois	2 p.m.
Dec. 18	at Ohio	6 p.m.
Dec. 21	vs. Florida State	1 p.m.
Dec. 28	Providence	5 p.m.
Jan. 4	Miami (Ohio)	6 p.m.
Jan. 8	Saint Joseph's *	6 p.m.
Jan. 11	St. Bonaventure *	11:30 a.m.
Jan. 15	at George Mason *	6 p.m.
Jan. 18	at Elon	6 p.m.
Jan. 22	at Richmond *	6 p.m.
Jan. 26	Fordham *	11 a.m.
Jan. 29	at St. Bonaventure *	6 p.m.
Feb. 1	at Saint Joseph's *	5 p.m.
Feb. 5	La Salle *	6 p.m.
Feb. 9	at Rhode Island *	3 p.m.
Feb. 12	George Mason *	6 p.m.
Feb. 15	at George Washington *	1 p.m.
Feb. 21	VCU *	6 p.m.
Feb. 26	Rhode Island *	6 p.m.
March 1	at Dayton *	10 a.m.
March 5	at Duquesne *	6 p.m.
March 9	Saint Louis *	1 p.m.
March 13-16	at Atlantic-10 Tournament	

2013-14 ROSTER

No.	Name	Pos.	Ht.	Wt.	Yr.	Hometown
0	Demetrius Dyson	G	6-5	215	Fr.	Covington, Tenn.
1	Maxie Esho	F	6-8	205	Jr.	Upper Marlboro, Md.
2	Derrick Gordon	G	6-3	190	So.	Plainfield, N.J.
3	Chaz Williams	G	5-9	175	Sr.	Brooklyn, N.Y.
4	Jabarie Hinds	G	5-11	185	Jr.	Mount Vernon, N.Y.
5	Clyde Santee	G	6-7	180	Fr.	Houston, Texas
11	Tyler Bergantino	F/C	6-9	245	So.	Springhill, Fla.
12	Trey Davis	G	6-0	180	So.	DeSoto, Texas
13	Zach Coleman	F	6-7	210	Fr.	Dallas, Texas
22	Sampson Carter	F	6-8	220	Sr.	Baton Rouge, La.
24	Seth Berger	F	6-7	210	Fr.	Seattle, Wash.
25	Cady Lalanne	C	6-10	250	Jr.	Orlando, Fla.
34	Raphael Putney	F	6-9	185	Sr.	Woodbridge, Va.

NEW MEXICO

FRIDAY, NOV. 22 | TBA
CHARLESTON, S.C. (TD ARENA)



UAB

FRIDAY, NOV. 22 | TBA
CHARLESTON, S.C. (TD ARENA)



GENERAL INFO

Founded: 1899
Location: Albuquerque, N.M.
Enrollment: 27,278
President: Dr. Robert Frant
Athletic Director: Paul Krebs
Nickname: Lobos
Colors: Cherry and Silver
Conference: Mountain West
Home Arena: The Pit/Bob King Court
Capacity: 15,411
Ticket Office Phone: (505) 925-LOBO
Web site: Golobos.com
MBB Twitter: @UNMHoops

COACHING STAFF

Head Coach: Craig Neal
Alma Mater (Year): Georgia Tech (1988)
Record at New Mexico: 0-0 (First year)
Career Record: Same
Assistant Coaches (Alma mater, Year):
Lamont Smith (San Diego, 1999)
Drew Adams (Tennessee, 2009)
Craig Snow (Evansville, 2001)
Basketball Office Phone: (505) 925-5750

MEDIA RELATIONS

Basketball SID: Frank Mercogliano
Office Phone: (505) 925-5520
Cell Phone: (505) 440-3366
E-mail: fmercog@unm.edu
Press Row Phone: (505) 925-5598
SID Mailing Address:
New Mexico Athletics
Colleen J. Maloof Administration Building
1414 University Boulevard SE
Albuquerque, NM 87106

THE LOBOS

2012-13 Record: 29-6 (13-3, 1st)
2013 Postseason Play: NCAA Second Round
Final 2013 AP Ranking: t-10th
Starters Returning/Lost: 4/1
Lettermen Returning/Lost: 6/5

2013-14 SCHEDULE

Date	Opponent	Time
Nov. 9	Alabama A&M	7 p.m.
Nov. 17	Charleston Southern	5:05 p.m.
Nov. 21	vs. UAB	Noon
Nov. 22	vs. Nebraska/UMass	TBD
Nov. 24	vs. TBA	TBD
Nov. 30	San Diego	Noon
Dec. 4	at New Mexico State	8 p.m.
Dec. 7	Cincinnati	6:05 p.m.
Dec. 14	Vs. Kansas	5 p.m.
Dec. 17	New Mexico State	8 p.m.
Dec. 21	Vs. Marquette	6 p.m.
Dec. 23	Grand Canyon	8:05 p.m.
Jan. 4	Colorado State *	3:05 p.m.
Jan. 8	at Wyoming *	8:05 p.m.
Jan. 11	at San Jose State *	9:05 p.m.
Jan. 15	UNLV *	6:05 p.m.
Jan. 18	at Fresno State *	6 p.m.
Jan. 21	Boise State *	7:15 p.m.
Jan. 25	at Colorado State *	8:05 p.m.
Jan. 28	at Utah State *	8:05 p.m.
Feb. 1	San Jose State *	7:05 p.m.
Feb. 5	Wyoming *	8:05 p.m.
Feb. 12	at Boise State	7:15 p.m.
Feb. 15	Nevada *	5:05 p.m.
Feb. 19	at UNLV *	8:05 p.m.
Feb. 22	San Diego State *	7:05 p.m.
Feb. 25	Utah State *	6:05 p.m.
March 2	at Nevada *	5:05 p.m.
March 5	Air Force *	8 p.m.
March 8	at San Diego State *	9 p.m.
March 12-15	at Mountain West Tournament	

2013-14 ROSTER

No.	Name	Pos.	Ht.	Wt.	Yr.	Hometown
1	Cleveland Thomas	G	6-3	195	So.	Baton Rouge, La.
2	Chris Perez	G	6-0	190	Sr.	Corona, Calif.
3	Hugh Greenwood	G	6-3	205	Jr.	Hobart, Australia
5	Arthur Edwards	G	6-6	205	So.	Temple Hills, Md.
10	Kendall Williams	G	6-4	180	Sr.	Rancho Cucamonga, Calif.
11	Objij Aget	C	7-1	225	Fr.	La Porte, Ind.
12	Devon Williams	F/G	6-7	205	RFr.	Dallas, Texas
13	Cullen Neal	G	6-4	180	Fr.	Albuquerque, N.M.
22	Merv Lindsay	F	6-7	205	So.	Moreno Valley, Calif.
23	Nick Banyard	F	6-8	205	So.	Flower Mound, Texas
24	Tim Myles	F	6-6	225	Fr.	Etiwanda, Calif.
33	Deshawn Delaney	G	6-5	190	Jr.	Chicago, Ill.
41	Cameron Birstow	F	6-9	250	Sr.	Brisbane, Australia
53	Alex Kirk	C	7-0	245	Jr.	Los Alamos, N.M.

GENERAL INFO

Founded: 1969
Location: Birmingham, Ala.
Enrollment: 17,999
President: Dr. Ray Watts
Athletic Director: Brian Mackin
Nickname: Blazers
Colors: Forest Green and Old Gold
Conference: Conference USA
Home Arena: Bartow Arena
Capacity: 8,500
Ticket Office Phone: (205) 975-8221
Web site: uabsports.com
MBB Twitter: @UABathletics

COACHING STAFF

Head Coach: Jerod Haase
Alma Mater (Year): Kansas (1997)
Record at UAB: 16-17 (One year)
Career Record: Same
Assistant Coaches (Alma mater, Year):
Rob Ehsan (UC Davis, 2005)
Richie Riley (Eastern Kentucky, 2005)
Jeff Wulbrun (Cal State Fullerton, 1984)
Basketball Office Phone: (205) 934-3402

MEDIA RELATIONS

Basketball SID: Tray Littlefield
Office Phone: (205) 934-7920
Cell Phone: (205) 504-4566
E-mail: trayl@uab.edu
Press Row Phone: (205) 934-0720
SID Mailing Address:
1720 2nd Ave. S
Bartow Arena
Birmingham, AL 35294-1160

THE BLAZERS

2012-13 Record: 16-17 (7-9, 7th)
2013 Postseason Play: None
Final 2013 AP Ranking: None
Starters Returning/Lost: 5/0
Lettermen Returning/Lost: 6/5

2013-14 SCHEDULE

Date	Opponent	Time
Nov. 8	Columbus State	7 p.m.
Nov. 11	Rutgers	7 p.m.
Nov. 14	Troy	7 p.m.
Nov. 21	vs. New Mexico	2 p.m.
Nov. 22	vs. Nebraska/UMass	TBD
Nov. 24	vs. TBD	TBD
Nov. 27	Florida A&M	7 p.m.
Dec. 1	North Carolina	2 p.m.
Dec. 7	at Northeastern	7 p.m.
Dec. 15	Georgia Southern	7 p.m.
Dec. 18	Chattanooga	7 p.m.
Dec. 21	at LSU	4 p.m.
Dec. 29	Alabama A&M	2 p.m.
Jan. 4	Newberry College	2 p.m.
Jan. 11	at Middle Tennessee *	5 p.m.
Jan. 16	UTSA *	7 p.m.
Jan. 18	UTEP *	7 p.m.
Jan. 23	at North Texas *	7 p.m.
Jan. 25	at Tulsa *	3 p.m.
Jan. 30	Old Dominion *	7 p.m.
Feb. 1	East Carolina *	2 p.m.
Feb. 6	at FIU *	6 p.m.
Feb. 8	at Florida Atlantic *	6 p.m.
Feb. 13	Southern Miss *	7 p.m.
Feb. 15	Tulane *	7 p.m.
Feb. 20	at Marshall *	6 p.m.
Feb. 22	at Charlotte *	2:30 p.m.
Feb. 27	at Rice *	TBD
March 2	Louisiana Tech *	3 p.m.
March 6	Middle Tennessee *	7 p.m.
March 11-15	at Conference USA Tournament	

2013-14 ROSTER

No.	Name	Pos.	Ht.	Wt.	Yr.	Hometown
1	Denzell Watts	G	6-2	207	Fr.	Flint, Mich.
2	Robert Brown	G	6-5	185	Jr.	Clermont, Fla.
5	Robert Williams	G	6-4	210	Sr.	Greenville, Miss.
11	Thaddeus Rideau	G	6-4	168	Jr.	Port Arthur, Texas
12	K.C. Whitaker	G	6-6	185	So.	Ashburn, Va.
13	Chad Frazier	G	6-4	190	Jr.	Charlotte, N.C.
15	Fahro Alihodzic	C	6-10	250	Sr.	Vlasenica, Bosnia
21	Tosin Mehinti	F	6-9	213	Fr.	Lithonia, Ga.
22	Tyler Madison	G	6-4	225	Fr.	Columbiana, Ala.
24	Preston Purifoy	F	6-5	220	Sr.	Conway, Ark.
25	C.J. Washington	F	6-8	219	Jr.	Augusta, Ga.
42	Rod Rucker	F	6-5	220	Sr.	Elberton, Ga.
44	Jordan Swing	G/F	6-6	200	Sr.	Birmingham, Ala.

THIS IS NEBRASKA OUTLOOK 2013-14 HUSKERS COACHES ADMINISTRATION OPPONENTS REVIEW RECORDS HISTORY MEDIA

CLEMSON

SUNDAY, NOV. 24 | TBA
CHARLESTON, S.C. (TD ARENA)



GENERAL INFO

Founded: 1889
Location: Clemson, S.C.
Enrollment: 20,768
President: James F. Barker
Athletic Director: Dan Radakovich
Nickname: Tigers
Colors: Clemson Orange & Regalia
Conference: Atlantic Coast
Home Arena: Littlejohn Coliseum
Capacity: 10,000
Web site: ClemsonTigers.com
MBB Twitter: @ClemsonMBB

THE TIGERS

2012-13 Record: 13-18 (5-13, 10th)
2013 Postseason Play: None
Final 2013 AP Ranking: None
Starters Returning/Lost: 3/2
Lettermen Returning/Lost: 9/4

MEDIA RELATIONS

Basketball SID: Philip Sike
Office Phone: (864) 656-2114
Cell Phone: (864) 525-4889
E-mail: philips@clemson.edu
Press Row Phone: (864) 656-6833
SID Mailing Address:
Clemson Athletic Communications
100 Perimeter Road,
Clemson, SC 29633

COACHING STAFF

Head Coach: Brad Brownell
Alma Mater (Year): DePauw (1991)
Record at Clemson: 51-43 (Three years)
Career Record: 218-130 (11 years)
Assistant Coaches (Alma mater, Year):
Mike Winiiecki (Richmond, 1989)
Earl Grant (Georgia College, 2000)
Steve Smith (Trinity College, 2002)
Basketball Office Phone: (864) 656-1954

GEORGIA

SUNDAY, NOV. 24 | TBA
CHARLESTON, S.C. (TD ARENA)



GENERAL INFO

Founded: 1799
Location: Athens, Georgia
Enrollment: 34,475
President: Jere Morehead
Athletic Director: Greg McGarity
Nickname: Bulldogs
Colors: Red and Black
Conference: Southeastern
Home Arena: Stegeman Coliseum
Capacity: 10,523
Web site: georgiadogs.com
MBB Twitter: @UGABasketball

THE BULLDOGS

2012-13 Record: 15-17 (9-9, 8th)
2013 Postseason Play: None
Final 2013 AP Ranking: None
Starters Returning/Lost: 2/3
Lettermen Returning/Lost: 9/4

MEDIA RELATIONS

Basketball SID: Tim Hix
Office Phone: (706) 542-1621
Cell Phone: (706) 540-7487
E-mail: thix@sports.uga.edu
Press Row Phone: (706) 542-8052
SID Mailing Address:
University of Georgia Sports Communications
P.O. Box 1472
Athens, GA 30603

COACHING STAFF

Head Coach: Mark Fox
Alma Mater (Year): Eastern New Mexico (1991)
Record at Georgia: 65-63 (Four years)
Career Record: 188-106 (Nine years)
Assistant Coaches (Alma mater, Year):
Philip Pearson (Alabama, 1993)
Stacey Palmore (Livingstone, 1993)
Jonas Hayes (Georgia, 2004)
Basketball Office Phone: (706) 542-1432

DAVIDSON

SUNDAY, NOV. 24 | TBA
CHARLESTON, S.C. (TD ARENA)



GENERAL INFO

Founded: 1837
Location: Davidson, N.C.
Enrollment: 1900
President: Carol Quillen
Athletic Director: Jim Murphy
Nickname: Wildcats
Colors: Red and Black
Conference: Southern
Home Arena: John M. Belk Arena
Capacity: 5,223
Web site: DavidsonWildcats.com
MBB Twitter: @DavidsonWildcat

THE WILDCATS

2012-13 Record: 26-8 (17-1, 1st-South)
2013 Postseason Play: NCAA Second Round
Final 2013 AP Ranking: None
Starters Returning/Lost: 2/3
Lettermen Returning/Lost: 10/5

MEDIA RELATIONS

Basketball SID: Joey Beeler
Office Phone: (704) 894-2123
Cell Phone: (704) 458-6198
E-mail: jobeeler@davidson.edu
Press Row Phone: (704) 892-3324
SID Mailing Address:
Davidson College Sports Information
209 Ridge Road
Davidson, NC 28035

COACHING STAFF

Head Coach: Bob McKillop
Alma Mater (Year): Hofstra (1972)
Record at Davidson: 452-278 (24 years)
Career Record: Same
Assistant Coaches (Alma mater, Year):
Jim Fox (SUNY-Genesco, 1995)
Matt McKillop (Davidson, 2006)
Ryan Mee (Rochester, 2005)
Basketball Office Phone: (704) 894-2369

TEMPLE

SUNDAY, NOV. 24 | TBA
CHARLESTON, S.C. (TD ARENA)



GENERAL INFO

Founded: 1884
Location: Philadelphia, Pa
Enrollment: 39,000
President: Neil D. Theobald
Athletic Director: Bill Bradshaw
Nickname: Owls
Colors: Cherry and White
Conference: American Athletic Conference
Home Arena: Liacouras Center
Capacity: 10,200
Web site: owlsports.com
MBB Twitter: @TUMBBHoops

THE OWLS

2012-13 Record: 24-10 (11-5, t-3rd)
2013 Postseason Play: NCAA Third Round
Final 2013 AP Ranking: None
Starters Returning/Lost: 2/3
Lettermen Returning/Lost: 8/5

MEDIA RELATIONS

Basketball SID: Larry Dougherty
Office Phone: (215) 204-2588
Cell Phone: (215) 651-1822
E-mail: larrydoc@temple.edu
Press Row Phone: (215) 204-7445
SID Mailing Address:
1700 North Broad Street
4th Floor, Philadelphia, PA 19122

COACHING STAFF

Head Coach: Fran Dunphy
Alma Mater (Year): La Salle (1970)
Record at Temple: 158-75 (Seven years)
Career Record: 468-238 (24 years)
Assistant Coaches (Alma mater, Year):
Dave Duke (Villanova, 1974)
Dwayne Killings (Hampton, 2003)
Shawn Trice (Penn, 1995)
Basketball Office Phone: (215) 204-7443

NORTHERN ILLINOIS

SATURDAY, NOV. 30 | NOON
LINCOLN, NEB. (PINNACLE BANK ARENA)



MIAMI (FLA.)

WEDNESDAY, DEC. 4 | 8:30 P.M.
LINCOLN, NEB. (PINNACLE BANK ARENA)



GENERAL INFO

Founded: 1895
 Location: DeKalb, Ill
 Enrollment: 21,869
 President: Dr. Douglas Baker
 Athletic Director: Sean Frazier
 Nickname: Huskies
 Colors: Cardinal and Black
 Conference: Mid-American
 Home Arena: NIU Convocation Center
 Capacity: 9,100
 Ticket Office Phone: (520) 621-4622
 Web site: NIUHuskies.com
 MBB Twitter: @NIUathletics

COACHING STAFF

Head Coach: Mark Montgomery
 Alma Mater (Year): Michigan State (2003)
 Record at Northern Illinois: 10-51 (Two years)
 Career Record: Same
 Assistant Coaches (Alma mater, Year):
 Jon Borovich (Central Michigan, 2001)
 Lou Dawkins (Tulsa, 1994)
 Jason Larson (Grand Valley State, 2004)
 Basketball Office Phone: (225) 771-5765

MEDIA RELATIONS

Basketball SID: Jeremy Reid
 Office Phone: (815) 753-3706
 Cell Phone: (716) 867-1908
 E-mail: jreid1@niu.edu
 Press Row Phone: (815) 753-6767
 SID Mailing Address:
 209 Convocation Center
 1525 W. Lincoln Highway
 DeKalb, IL 60115

2013-14 ROSTER

No.	Name	Pos.	Ht.	Wt.	Yr.	Hometown
0	Pete Rakocevic	C	6-11	225	Jr.	Chicago, Ill.
3	Antone Christian	G	6-2	200	Jr.	Nashville, Tenn.
4	Brandon Hayes	F	6-4	200	Sr.	Homewood, Ill.
5	Travon Baker	G	5-10	155	Fr.	Detroit, Mich.
10	Darrell Bowie	W	6-6	215	Fr.	Milwaukee, Wis.
11	Daveon Balls	G	6-0	165	Fr.	Indianapolis, Ind.
13	Kevin Gray	F	6-8	225	So.	Chicago, Ill.
14	Sam Mader	F	6-9	220	Fr.	Appleton, Wis.
15	J.J. Cravatta	G	6-1	180	Fr.	Streator, Ill.
21	Keith Gray	F	6-8	225	So.	Chicago, Ill.
23	Abdel Nader	W	6-7	225	So.	Skokie, Ill.
24	Mike Davis	G	6-2	200	Fr.	Cleveland, Ohio
25	Tony Nixon	G	6-4	207	Sr.	Chicago, Ill.
32	Aksel Bolin	G/F	6-7	220	Jr.	Asker, Norway

THE HUSKIES

2012-13 Record: 5-25 (3-13, 6th-West)
 2013 Postseason Play: None
 Final 2013 AP Ranking: None
 Starters Returning/Lost: 4/1
 Lettermen Returning/Lost: 8/4

2013-14 SCHEDULE

Date	Opponent	Time
Nov. 8	Nebraska Omaha	7 p.m.
Nov. 15	James Madison	8 p.m.
Nov. 16	San Jose State	8 p.m.
Nov. 17	UW-Milwaukee	3:30 p.m.
Nov. 24	Saint Joseph's (Ind.)	3 p.m.
Nov. 30	at Nebraska	Noon
Dec. 5	Dartmouth	7 p.m.
Dec. 14	at Massachusetts	2 p.m.
Dec. 18	at Loyola	7 p.m.
Dec. 22	at UC Riverside	4 p.m.
Dec. 31	at Iowa State	6 p.m.
Jan. 3	Bethune Cookman	7 p.m.
Jan. 8	at Buffalo *	1 p.m.
Jan. 12	at Bowling Green *	3:30 p.m.
Jan. 15	Kent State *	7 p.m.
Jan. 18	Ohio *	7 p.m.
Jan. 22	at Toledo *	6 p.m.
Jan. 25	Buffalo *	1 p.m.
Jan. 29	at Kent State *	TBD
Feb. 1	at Ball State *	1 p.m.
Feb. 4	Miami (Ohio) *	7 p.m.
Feb. 9	Western Michigan *	3:30 p.m.
Feb. 12	Central Michigan *	7 p.m.
Feb. 15	at Akron *	TBD
Feb. 20	Eastern Michigan *	7 p.m.
Feb. 23	at Central Michigan *	1 p.m.
Feb. 26	Toledo *	7 p.m.
March 1	at Eastern Michigan *	1 p.m.
March 4	at Western Michigan *	6 p.m.
March 8	Ball State *	3:30 p.m.
March 10-15	at MAC Tournament	

GENERAL INFO

Founded: 1925
 Location: Coral Gables, Fla.
 Enrollment: 15,524
 President: Dr. Donna E. Shalala
 Athletic Director: Blake James
 Nickname: Hurricanes
 Colors: Orange, Green & White
 Conference: Atlantic Coast
 Home Arena: BankUnited Center
 Capacity: 7,900
 Ticket Office Phone: (305) 284-2263
 Web site: HurricaneSports.com
 MBB Twitter: @CanesHoops

COACHING STAFF

Head Coach: Jim Larrañaga
 Alma Mater (Year): Providence (1971)
 Record at Miami: 49-20 (Two years)
 Career Record: 519-354 (29 years)
 Assistant Coaches (Alma mater, Year):
 Eric Konkol (Wisconsin-Eau Claire, 2000)
 Michael Huger (Bowling Green, 1994)
 Chris Caputo (Westfield State, 2002)
 Basketball Office Phone: (305) 284-2680

MEDIA RELATIONS

Basketball SID: Amy Woodruff
 Office Phone: (305) 284-3241
 Cell Phone: (813) 410-1194
 E-mail: a.woodruff@miami.edu
 Press Row Phone: N/A
 SID Mailing Address:
 Hecht Athletic Center
 5821 San Amaro Drive
 Coral Gables, FL 33146

2013-14 ROSTER

No.	Name	Pos.	Ht.	Wt.	Yr.	Hometown
1	Deandre Burnett	G	6-2	190	Fr.	Miami Gardens, Fla.
2	Cornelius Elder	G	5-10	173	Fr.	Nashville, Tenn.
3	Steve Sorenson	G	6-0	151	So.	Dallas, Texas
4	Raphael Akpejiori	F	6-10	236	Sr.	Lagos, Nigeria
5	Davon Reed	G	6-6	200	Fr.	Ewing, N.J.
10	Sheldon McClellan	G	6-5	205	Jr.	Houston, Texas
11	Mike Fernandez	G	6-2	190	Fr.	Coral Gables, Fla.
12	Justin Heller	G	6-2	180	Sr.	Boca Raton, Fla.
13	Angel Rodriguez	G	5-11	178	Jr.	Cupey, P.R.
15	Rion Brown	G	6-6	200	Sr.	Hinesville, Ga.
20	Manu Lecomte	G	5-9	175	Fr.	Grimbergen, Belgium
21	Erik Swoope	F	6-6	233	Sr.	Lake Elsinore, Calif.
22	Donnavan Kirk	F	6-9	230	Gr.	Pontiac, Mich.
23	Tonye Jekiri	C	7-0	227	So.	Hialeah, Fla.
25	Garrius Adams	G	6-6	195	Gr.	Apex, N.C.
35	James Kelly	F	6-7	250	Jr.	Ann Arbor, Mich.

THE HURRICANES

2012-13 Record: 29-7 (15-3, 1st)
 2013 Postseason Play: NCAA Sweet 16
 Final 2013 AP Ranking: Fifth
 Starters Returning/Lost: 0/5
 Lettermen Returning/Lost: 7/6

2013-14 SCHEDULE

Date	Opponent	Time
Nov. 8	St. Francis (NY)	9 p.m.
Nov. 11	Georgia Southern	6 p.m.
Nov. 14	Texas Southern	6 p.m.
Nov. 18	at College of Charleston	6 p.m.
Nov. 21	UCF	7 p.m.
Nov. 28	vs. George Washington	1 p.m.
Nov. 29	vs. Marquette/Cal St. Fullerton	TBD
Dec. 1	vs. TBD	TBD
Dec. 4	at Nebraska	8:30 p.m.
Dec. 8	Virginia Tech *	11:30 a.m.
Dec. 19	at Savannah State	TBA
Dec. 22	La Salle	3 p.m.
Dec. 30	Loyola (MD)	6 p.m.
Jan. 4	at Syracuse *	1 p.m.
Jan. 8	North Carolina *	8 p.m.
Jan. 15	Florida State *	9 p.m.
Jan. 18	at Georgia Tech *	1 p.m.
Jan. 22	Duke *	6:30 p.m.
Jan. 25	Syracuse *	Noon
Jan. 29	at Maryland *	8 p.m.
Feb. 1	Norfolk State	3 p.m.
Feb. 5	Pittsburgh *	6 p.m.
Feb. 8	NC State *	1 p.m.
Feb. 10	at Florida State *	8 p.m.
Feb. 15	at Virginia Tech *	5 p.m.
Feb. 19	Notre Dame *	8 p.m.
Feb. 22	Boston College *	11 a.m.
Feb. 26	at Virginia *	6 p.m.
March 1	at NC State *	11 a.m.
March 4	at Clemson *	7 p.m.
March 8	Wake Forest *	1 p.m.
March 12-16	at ACC Tournament	

THIS IS NEBRASKA | OUTLOOK | 2013-14 HUSKERS | COACHES | ADMINISTRATION | OPPONENTS | REVIEW | RECORDS | HISTORY | MEDIA

CREIGHTON

SUNDAY, DEC. 8 | 5 P.M.
OMAHA, NEB. (CENTURYLINK ARENA)



GENERAL INFO

Founded: 1878
 Location: Omaha, Neb.
 Enrollment: 7,736
 President: Rev. Timothy R. Lannon, S.J.
 Athletic Director: Bruce Rasmussen
 Nickname: Bluejays
 Colors: Blue and White
 Conference: Big East
 Home Arena: CenturyLink Center Omaha
 Capacity: 17,260
 Ticket Office Phone: (402) 280-5297
 Web site: gocreighton.com
 MBB Twitter: @BluejayMBB

COACHING STAFF

Head Coach: Greg McDermott
 Alma Mater (Year): Northern Iowa (1988)
 Career Record: 360-225 (19 years)
 Record at CU: 80-30 (Three years)
 Assistant Coaches (Alma mater, Year):
 Darian DeVries (Northern Iowa, 1998)
 Steve Lutz (Texas Lutheran, 1995)
 Patrick Sellers (Central Connecticut State, 1991)
 Basketball Office Phone: (402) 280-1795

MEDIA RELATIONS

Basketball SID: Rob Anderson
 Office Phone: (402) 280-5544
 Cell Phone: (402) 660-5854
 E-mail: randerson@creighton.edu
 Press Row Phone: (402) 599-6640
 SID Mailing Address:
 2500 California Plaza
 Omaha, NE 68178

THE BLUEJAYS

2012-13 Record: 28-8 (13-5 MVC, 1st)
 2013 Postseason Play: NCAA Third Round
 Final 2013 AP Ranking: 22nd
 Starters Returning/Lost: 4/1
 Lettermen Returning/Lost: 11/6

2013-14 SCHEDULE

Date	Opponent	Time
Nov. 8	Alcorn State	7 p.m.
Nov. 11	UMKC	8 p.m.
Nov. 16	at Saint Joseph's	5 p.m.
Nov. 23	Tulsa	2:30 p.m.
Nov. 28	vs. Arizona State	10 p.m.
Nov. 29	vs. TBD	TBD
Dec. 1	vs. TBD	TBD
Dec. 3	at Long Beach State	9 p.m.
Dec. 8	Nebraska	5 p.m.
Dec. 17	Arkansas-Pine Bluff	7 p.m.
Dec. 22	California	6 p.m.
Dec. 29	Chicago State	4 p.m.
Dec. 31	Marquette *	9 p.m.
Jan. 4	at Seton Hall *	2 p.m.
Jan. 7	at DePaul *	8 p.m.
Jan. 12	Xavier *	2 p.m.
Jan. 14	Butler *	6 p.m.
Jan. 18	at Providence *	1 p.m.
Jan. 20	at Villanova *	6 p.m.
Jan. 25	Georgetown *	7 p.m.
Jan. 28	St. John's *	8 p.m.
Feb. 7	DePaul *	8 p.m.
Feb. 9	at St. John's *	6 p.m.
Feb. 13	at Butler *	6 p.m.
Feb. 16	Villanova *	4 p.m.
Feb. 19	at Marquette *	7 p.m.
Feb. 23	Seton Hall *	4 p.m.
March 1	at Xavier *	4 p.m.
March 4	at Georgetown *	6 p.m.
March 8	Providence	7 p.m.
March 12-15	at Big East Tournament	

2013-14 ROSTER

No.	Name	Pos.	Ht.	Wt.	Yr.	Hometown
1	Austin Chatman	G	6-0	180	Jr.	The Colony, Texas
2	Steven Ferrarini	G	6-1	175	So.	Omaha, Neb.
3	Doug McDermott	F	6-8	225	Sr.	Ames, Iowa
4	Alex Olsen	F	6-6	195	So.	Council Bluffs, Iowa
5	Devin Brooks	G	6-2	175	Jr.	Harlem, N.Y.
10	Grant Gibbs	G	6-5	210	Sr.	Marion, Iowa
11	Tyler Clement	G	6-1	170	Fr.	Overland Park, Kan.
12	Jahenns Manigat	G	6-1	180	Sr.	Ottawa, Ontario
15	Darian Harris	G	6-6	195	Fr.	Springdale, Ark.
20	John Burns	G	6-3	180	Fr.	Algona, Iowa
21	Isaiah Zierden	G	6-2	180	Fr.	St. Louis Park, Minn.
22	Avery Dingman	G	6-6	215	Jr.	Branson, Mo.
23	James Milliken	G	6-2	180	Jr.	Siler City, N.C.
25	Eric Roberts	G	6-3	205	Fr.	Eagle River, Alaska
31	Will Artino	C	6-11	230	Jr.	Waukegan, Iowa
32	Toby Hegner	F	6-9	225	Fr.	Berlin, Wis.
34	Ethan Wragge	F	6-7	225	Sr.	Eden Prairie, Minn.
40	Zach Hanson	F	6-9	245	Fr.	Pierre, S.D.
41	Geoffrey Groselle	C	7-0	250	So.	Plano, Texas
50	Mogboluwaga Oginni	F	6-8	225	So.	St. Louis, Mo.

ARKANSAS STATE

SATURDAY, DEC. 14 | 3 P.M.
LINCOLN, NEB. (PINNACLE BANK ARENA)



GENERAL INFO

Founded: 1909
 Location: Jonesboro, Ark.
 Enrollment: 13,538
 President: Dr. Charles L. Welch
 Athletic Director: Terry Mohajir
 Nickname: Red Wolves
 Colors: Scarlet & Black
 Conference: Sun Belt
 Home Arena: Convocation Center
 Capacity: 10,038
 Ticket Office Phone: (888) 278-3267
 Web site: astateredwolves.com
 MBB Twitter: @RedWolvesHoops

COACHING STAFF

Head Coach: John Brady
 Alma Mater (Year): Belhaven College (1976)
 Record at Arkansas State: 80-78 (Five years)
 Career Record: 361-294 (22 years)
 Assistant Coaches (Alma mater, Year):
 Melvin Haralson (Auburn, 1989)
 Corey Barker (Prairie View A&M, 2003)
 Jeff Clapacs (Wooster, 2007)
 Basketball Office Phone: (870) 972-2077

MEDIA RELATIONS

Basketball SID: Joe Gorby
 Office Phone: (870) 972-3547
 Cell Phone: (870) 253-6643
 E-mail: jgorby@astate.edu
 Press Row Phone: (870) 972-2541
 SID Mailing Address:
 Arkansas State Media Relations
 217 Olympic Drive
 Jonesboro, AR 72401

THE RED WOLVES

2012-13 Record: 19-12 (12-8, 1st, West)
 2013 Postseason Play: None
 Final 2013 AP Ranking: None
 Starters Returning/Lost: 2/3
 Lettermen Returning/Lost: 8/5

2013-14 SCHEDULE

Date	Opponent	Time
Nov. 11	at Jackson State	7:30 p.m.
Nov. 13	Tennessee-Martin	7:05 p.m.
Nov. 16	at Wyoming	TBD
Nov. 18	at Colorado	8 p.m.
Nov. 24	Central Arkansas	2:05 p.m.
Nov. 30	at Lamar	6 p.m.
Dec. 2	Niagara	7:05 p.m.
Dec. 14	at Nebraska	3 p.m.
Dec. 17	Toledo	7:05 p.m.
Dec. 21	at Marshall	6 p.m.
Dec. 30	Southern Arkansas	7:05 p.m.
Jan. 2	at UT Arlington *	7:30 p.m.
Jan. 04	at Texas State *	4:30 p.m.
Jan. 09	Troy *	7:05 p.m.
Jan. 11	South Alabama *	7:05 p.m.
Jan. 16	at Georgia State *	6 p.m.
Jan. 18	at Western Kentucky *	7 p.m.
Jan. 25	UALR *	7:05 p.m.
Jan. 30	at ULM *	7 p.m.
Feb. 1	at Troy *	7:30 p.m.
Feb. 4	Lyon	7:05 p.m.
Feb. 10	Western Kentucky *	7:05 p.m.
Feb. 13	at South Alabama *	7:05 p.m.
Feb. 15	at Louisiana-Lafayette *	4:15 p.m.
Feb. 20	UT Arlington *	7:05 p.m.
Feb. 22	Texas State *	7:05 p.m.
March 1	at UALR *	7 p.m.
March 4	Georgia State *	7:05 p.m.
March 6	ULM *	7:05 p.m.
March 8	Louisiana-Lafayette *	7:05 p.m.
March 13-16	at Sun Belt Conference Tournament	

2013-14 ROSTER

No.	Name	Pos.	Ht.	Wt.	Yr.	Hometown
0	Cameron Golden	G	6-0	157	So.	Memphis, Tenn.
1	Rakeem Dickerson	G	6-0	178	Jr.	Little Rock, Ark.
3	Brandon Reed	G	6-4	182	Sr.	Atlanta, Ga.
4	Josh Pierre	G	6-0	184	So.	Baton Rouge, La.
5	P.J. Hardwick	G	5-10	162	So.	Miami, Fla.
12	Sean Gardner	G	6-5	174	Jr.	Collierville, Tenn.
14	Kelvin Downs	F	6-9	221	So.	Arlington, Texas
20	Kirk Van Slyke	F	6-10	228	Sr.	The Woodlands, Texas
23	Jammar Sturdivant	G	6-0	187	Fr.	Tyronza, Ark.
24	Ed Townsel	G	6-0	171	Sr.	Starkville, Miss.
31	Melvin Johnson III	G	6-6	168	Sr.	Dallas, Texas
34	Seth Kisler	F	6-8	208	Jr.	Fort Wayne, Ind.
35	Raeford Worsham	F	6-5	190	So.	Waynesboro, Miss.
40	Kendrick Washington	F	6-7	256	Sr.	Shreveport, La.

THE CITADEL

SATURDAY, DEC. 21 | 7:30 P.M.
LINCOLN, NEB. (PINNACLE BANK ARENA)



GENERAL INFO

Founded: 1842
 Location: Charleston, S.C.
 Enrollment: 2,272
 President: Lt. Gen. John W. Rosa, Jr.
 Athletic Director: Larry W. Leckonby
 Nickname: Bulldogs, Cadets
 Colors: Citadel Blue and White
 Conference: Southern
 Home Arena: McAlister Field House
 Capacity: 6,000
 Ticket Office Phone: (843) 953-3647
 Web site: CitadelSports.com
 MBB Twitter: @CitadelHoops

COACHING STAFF

Head Coach: Chuck Driesell
 Alma Mater (Year): Maryland (1985)
 Record at The Citadel : 24-68 (Three years)
 Career Record: 112-140 (Seven years)
 Assistant Coaches (Alma mater, Year):
 Rob Burke (Chowan, 1998)
 Justin Argenal (CSU-Chico, 2009)
 J.D. Powell (Clemson, 2001)
 Basketball Office Phone: (843) 953-5904

MEDIA RELATIONS

Basketball SID: Jon Cole
 Office Phone: (843) 953-7590
 Cell Phone: (843) 327-8829
 E-mail: Jon.Cole@citadel.edu
 Press Row Phone: (843) 953-2138
 SID Mailing Address:
 171 Moultrie Street
 Charleston, SC 29409

2013-14 ROSTER

No.	Name	Pos.	Ht.	Wt.	Yr.	Hometown
0	Dylen Setzekorn	G/F	6-7	194	So.	Gainesville, Ga.
1	Raemond Robinson	G/F	6-3	189	So.	Goose Creek, S.C.
5	Warren Sledge	G	6-3	180	Fr.	Keller, Texas
10	Marshall Harris III	G	6-1	180	Jr.	San Antonio, Texas
11	Tom Koopman	C	6-8	210	Fr.	Weert, Holland
12	Ashton Moore	G	6-0	172	Jr.	Suffolk, Va.
25	C.J. Bray	F	6-7	238	So.	Charleston, S.C.
30	Matt Van Scyoc	G/F	6-6	218	So.	Green Lake, Wisc.
32	Brian White	F	6-6	180	Fr.	Richmond, Va.
33	Quinton Marshall	G	6-5	205	So.	Raleigh, N.C.
34	Nate Bowser	F/C	6-9	210	Fr.	Fort Worth, Texas
44	P.J. Horgan	F	6-8	220	Jr.	Rio Rancho, N.M.

THE BULLDOGS

2012-13 Record: 8-22 (5-13, 5th South)
 2013 Postseason Play: None
 Final 2013 AP Ranking: None
 Starters Returning/Lost: 4/1
 Lettermen Returning/Lost: 8/5

2013-14 SCHEDULE

Date	Opponent	Time
Nov. 8	at VMI	2:30 p.m.
Nov. 9	at VMI Tournament	TBD
Nov. 12	Presbyterian	7:05 p.m.
Nov. 16	North Greenville	6:05 p.m.
Nov. 18	at Tennessee	6 p.m.
Nov. 21	at Wake Forest	6 p.m.
Nov. 25	Montreat	6:05 p.m.
Nov. 29	at Townson	4 p.m.
Nov. 30	vs. West Alabama	2 p.m.
Dec. 4	at Navy	6 p.m.
Dec. 7	Gardner-Webb	1:05 p.m.
Dec. 18	Brevard	6:05 p.m.
Dec. 21	at Nebraska	7:30 p.m.
Dec. 29	College of Charleston	1:05 p.m.
Jan. 2	at Radford	6:30 p.m.
Jan. 6	Chattanooga *	6:05 p.m.
Jan. 9	at Wofford *	6 p.m.
Jan. 11	at Elon *	6 p.m.
Jan. 16	at UNC Greensboro *	6 p.m.
Jan. 18	Furman *	6:05 p.m.
Jan. 23	Appalachian State *	6:05 p.m.
Jan. 25	Western Carolina *	6:05 p.m.
Jan. 30	at Georgia Southern *	6 p.m.
Feb. 1	at Davidson *	3 p.m.
Feb. 6	at Appalachian State *	6 p.m.
Feb. 8	Wofford *	6:05 p.m.
Feb. 12	Davidson *	6:05 p.m.
Feb. 15	at Furman *	3 p.m.
Feb. 22	at Western Carolina *	1 p.m.
Feb. 24	Samford *	6:05 p.m.
March 1	Georgia Southern *	6:05 p.m.
March 7-10	at Southern Conference Tournament	

IOWA

TUESDAY, DEC. 31 | 6 P.M.
IOWA CITY, IOWA (CARVER-HAWKEYE ARENA)



GENERAL INFO

Founded: 1847
 Location: Iowa City, Iowa
 Enrollment: 31,498
 President: Sally Mason
 Athletic Director: Gary Barta
 Nickname: Hawkeyes
 Colors: Gold and Black
 Conference: Big Ten
 Home Arena: Carver-Hawkeye Arena
 Capacity: 15,500
 Ticket Office Phone: 1-800 IA-HAWKS
 Web site: hawkeyesports.com
 MBB Twitter: @IowaHoops

COACHING STAFF

Head Coach: Fran McCaffery
 Alma Mater (Year): Pennsylvania (1982)
 Record at Iowa: 54-50 (Three Years)
 Career Record: 305-227 (17 years)
 Assistant Coaches (Alma mater, Year):
 Kirk Speraw (Iowa, 1980)
 Sherman Dillard (James Madison, 1978)
 Andrew Francis (LIU-Southampton, 1998)
 Basketball Office Phone: (319) 335-9444

MEDIA RELATIONS

Basketball SID: Matthew Weitzel
 Office Phone: (319) 430-8176
 Cell Phone: (319) 430-8176
 E-mail: matthew.weitzel@uiowa.edu
 Press Row Phone: (319) 335-7284
 SID Mailing Address:
 157 Carver-Hawkeye Arena
 One Elliott Drive
 Iowa City, Iowa 52242

2013-14 ROSTER

No.	Name	Pos.	Ht.	Wt.	Yr.	Hometown
0	Olaseni, Gabriel	C	6-10	225	Jr.	London, England
1	Basabe, Melsahn	F	6-7	220	Sr.	Glen Cove, N.Y.
2	Oglesby, Josh	G	6-5	208	Jr.	Cedar Rapids, Iowa
3	Jok, Peter	G	6-6	200	Fr.	West Des Moines, Iowa
4	Marble, Roy Devyn	G	6-6	200	Sr.	Southfield, Mich.
5	Clemmons, Anthony	G	6-1	190	So.	Lansing, Mich.
10	Gesell, Mike	G	6-1	190	So.	South Sioux City, Neb.
13	Denning, Kyle	G	6-1	160	Jr.	Cedar Falls, Iowa
15	McCabe, Zach	F	6-7	235	Sr.	Sioux City, Iowa
20	Uthoff, Jarrod	F	6-9	208	So.	Cedar Rapids, Iowa
30	White, Aaron	F	6-9	220	Jr.	Strongsville, Ohio
34	Woodbury, Adam	C	7-1	245	So.	Sioux City, Iowa
35	Stokes, Darius	F	6-7	203	Jr.	Cedar Rapids, Iowa
42	Meyer, Kyle	F	6-10	225	Rfr.	Alpharetta, Ga.

THE HAWKEYES

2012-13 Record: 25-13 (9-9, 6th)
 2013 Postseason Play: NIT Runner Up
 Final 2013 AP Ranking: None
 Starters Returning/Lost: 4/1
 Lettermen Returning/Lost: 12/3

2013-14 SCHEDULE

Date	Opponent	Time
Nov. 8	UNC-Wilmington	8:30 p.m.
Nov. 10	Nebraska-Omaha	3:30 p.m.
Nov. 14	Maryland Eastern Shore	6 p.m.
Nov. 17	Abilene Christian	3:30 p.m.
Nov. 22	Penn	6 p.m.
Nov. 28	vs. Xavier	6 p.m.
Nov. 29	vs. Tennessee/UTEP	TBD
Nov. 30	TBD	TBD
Dec. 3	Notre Dame	8:15 p.m.
Dec. 7	vs. Drake	7:30 p.m.
Dec. 9	Fairleigh Dickinson	6 p.m.
Dec. 13	at Iowa State	8:30 p.m.
Dec. 22	Arkansas-Pine Bluff	1 p.m.
Dec. 31	Nebraska *	6 p.m.
Jan. 5	at Wisconsin *	6:30 p.m.
Jan. 9	Northwestern *	8 p.m.
Jan. 12	at Ohio State *	TBD
Jan. 19	Minnesota *	Noon
Jan. 22	at Michigan *	6 p.m.
Jan. 25	at Northwestern *	11 a.m.
Jan. 28	Michigan State *	6 p.m.
Feb. 1	at Illinois *	6:30 p.m.
Feb. 4	Ohio State	6 p.m.
Feb. 8	Michigan *	1 p.m.
Feb. 15	at Penn State *	Noon
Feb. 18	at Indiana *	8 p.m.
Feb. 22	Wisconsin *	11 a.m.
Feb. 25	at Minnesota *	6 p.m.
March 1-2	Purdue *	TBD
March 6	at Michigan State *	8 p.m.
March 8-9	Illinois *	TBD
March 13-16	at Big Ten Tournament	

THIS IS NEBRASKA | OUTLOOK | 2013-14 HUSKERS | COACHES | ADMINISTRATION | OPPONENTS | REVIEW | RECORDS | HISTORY | MEDIA

OHIO STATE



WEDNESDAY, JAN. 4 | 11 A.M.
COLUMBUS, OHIO (VALUE CITY ARENA)



MONDAY, JAN. 20 | 6 P.M.
LINCOLN, NEB. (PINNACLE BANK ARENA)

GENERAL INFO

Founded: 1870
 Location: Columbus, Ohio
 Enrollment: 53,715
 Interim President: Joseph Alutto
 Athletic Director: Eugene Smith
 Nickname: Buckeyes
 Colors: Scarlet and Grey
 Conference: Big Ten
 Home Arena: Value City Arena
 Capacity: 19,049
 Ticket Office Phone: (614) 292-2624
 Web site: ohiostatebuckeyes.com
 MBB Twitter: @OhioStateHoops

COACHING STAFF

Head Coach: Thad Matta
 Alma Mater (Year): Butler (1990)
 Record at Ohio State: 250-73 (Nine years)
 Career Record: 352-104 (13 years)
 Assistant Coaches (Alma mater, Year):
 Dave Dickerson (Maryland, 1990)
 Jeff Boals (Ohio University, 1995)
 Greg Paulus (Duke, 2009)
 Basketball Office Phone: (614) 292-0505

MEDIA RELATIONS

Basketball SID: Dan Wallenberg
 Office Phone: (614) 292-6861
 Cell Phone: (614) 266-4306
 E-mail: wallenberg.1@osu.edu
 Press Row Phone: (614) 688-5330
 SID Mailing Address:
 610 Fawcett Center
 2400 Olentangy River Rd.
 Columbus, OH 43210

THE BUCKEYES

12-13 Record: 29-8 (13-5, t-2nd)
 2013 Postseason Play: NCAA Elite Eight
 Final 2013 AP Ranking: Seventh
 Starters Returning/Lost: 4/1
 Lettermen Returning/Lost: 10/2

2013-14 SCHEDULE

Date	Opponent	Time
Nov. 9	Morgan State	11 a.m.
Nov. 12	Ohio	7 p.m.
Nov. 16	at Marquette	2 p.m.
Nov. 20	American	6:30 p.m.
Nov. 25	Wyoming	6:30 p.m.
Nov. 29	North Florida	4 p.m.
Dec. 4	vs. Maryland	6 p.m.
Dec. 7	vs. Central Connecticut	3:30 p.m.
Dec. 11	Bryant	6:30 p.m.
Dec. 14	North Dakota State	7:15 p.m.
Dec. 18	Delaware	6 p.m.
Dec. 21	vs. Notre Dame	6:30 p.m.
Dec. 27	Louisiana-Monroe	6 p.m.
Dec. 31	at Purdue *	Noon
Jan. 4	Nebraska *	11 a.m.
Jan. 7	at Michigan State *	8 p.m.
Jan. 12	Iowa *	TBD
Jan. 16	at Minnesota *	8 p.m.
Jan. 20	at Nebraska *	6 p.m.
Jan. 23	Illinois *	6 p.m.
Jan. 29	Penn State *	6 p.m.
Feb. 1	at Wisconsin *	11 a.m.
Feb. 4	at Iowa *	6 p.m.
Feb. 8	Purdue *	5 p.m.
Feb. 11	Michigan *	8 p.m.
Feb. 15	at Illinois *	7 p.m.
Feb. 19	Northwestern *	6 p.m.
Feb. 22	Minnesota *	TBD
Feb. 27	at Penn State *	6 p.m.
March 2	at Indiana *	TBD
March 9	Michigan State *	TBD
March 13-16	at Big Ten Tournament	

2013-14 ROSTER

No.	Name	Pos.	Ht.	Wt.	Yr.	Hometown
2	Marc Loving	F	6-7	215	Fr.	Toledo, Ohio
3	Shannon Scott	G	6-1	185	Jr.	Alpharetta, Ga.
4	Aaron Craft	G	6-2	195	Sr.	Findlay, Ohio
10	LaQuinton Ross	F	6-8	220	Jr.	Jackson, Miss.
12	Sam Thompson	F	6-7	200	Jr.	Chicago, Ill.
15	Kam Williams	G	6-2	175	Fr.	Baltimore, Md.
23	Amir Williams	C	6-11	250	Jr.	Detroit, Mich.
24	Andrew Goldstein	G	6-3	200	Jr.	Marlboro, N.J.
32	Lenzelle Smith Jr.	G	6-4	210	Sr.	Zion, Ill.
33	Amedeo Della Valle	G	6-5	190	So.	Alba, Italy
34	Jake Lorbach	F	6-7	210	Jr.	Elyria, Ohio
55	Trey McDonald	C	6-8	240	Jr.	Battle Creek, Mich.

MICHIGAN



THURSDAY, JAN. 9 | 8 P.M.
LINCOLN, NEB. (PINNACLE BANK ARENA)



WEDNESDAY, FEB. 5 | 5:30 P.M.
ANN ARBOR, MICH. (CRISLER CENTER)

GENERAL INFO

Founded: 1817
 Location: Ann Arbor, Mich.
 Enrollment: 40,365
 President: Mary Sue Coleman
 Athletic Director: Dave Brandon
 Nickname: Wolverines
 Colors: Maize and Blue
 Conference: Big Ten
 Home Arena: Crisler Center
 Capacity: 12,721
 Ticket Office Phone: (734) 764-0247
 Web site: mgoblue.com
 MBB Twitter: @umichbball

COACHING STAFF

Head Coach: John Beilein
 Alma Mater (Year): Wheeling Jesuit (1975)
 Career Record: 673-403 (35 years)
 Record at Michigan: 122-85 (Six years)
 Assistant Coaches (Alma mater, Year):
 Jeff Meyer (Taylor, 1976)
 Bacari Alexander (Detroit, 1999)
 LaVall Jordan (Butler, 2001)
 Basketball Office Phone: (734) 763-5504

MEDIA RELATIONS

Basketball SID: Tom Wywrot
 Office Phone: (734) 647-1268
 Cell Phone: (734) 320-1148
 E-mail: twywrot@umich.edu
 Press Row Phone: (734) 998-7978
 SID Mailing Address:
 Hartwig Building, Second Floor
 1100 South State Street
 Ann Arbor, MI 48109-2201

THE WOLVERINES

2012-13 Record: 31-8 (12-6, 5th)
 2013 Postseason Play: NCAA Runner Up
 Final 2013 AP Ranking: t-10th
 Starters Returning/Lost: 3/2
 Lettermen Returning/Lost: 8/7

2013-14 SCHEDULE

Date	Opponent	Time
Nov. 8	UMass-Lowell	6 p.m.
Nov. 12	South Carolina State	6 p.m.
Nov. 17	at Iowa State	4 p.m.
Nov. 21	vs. Long Beach State	4 p.m.
Nov. 22	vs. Florida State/VCU	4/6:30 p.m.
Nov. 24	vs. TBD	TBD
Nov. 29	Coppin State	2 p.m.
Dec. 3	at Duke	8:15 p.m.
Dec. 7	Houston Baptist	11 a.m.
Dec. 14	Arizona	11 a.m.
Dec. 21	Stanford	7 p.m.
Dec. 28	Holy Cross	5:30 p.m.
Jan. 2	at Minnesota *	6 p.m.
Jan. 5	Northwestern *	TBD
Jan. 9	at Nebraska *	8 p.m.
Jan. 14	Penn State *	7 p.m.
Jan. 18	at Wisconsin *	5 p.m.
Jan. 22	Iowa *	6 p.m.
Jan. 25	at Michigan State *	6 p.m.
Jan. 30	Purdue *	8 p.m.
Feb. 2	at Indiana *	Noon
Feb. 5	Nebraska *	5:30 p.m.
Feb. 8	at Iowa *	1 p.m.
Feb. 11	at Ohio State *	8 p.m.
Feb. 16	Wisconsin *	Noon
Feb. 23	Michigan State *	TBD
Feb. 26	at Purdue *	6 p.m.
March 1	Minnesota *	5 p.m.
March 4	at Illinois *	5 p.m.
March 8	Indiana *	5 p.m.
March 13-16	at Big Ten Tournament	

2013-14 ROSTER

No.	Name	Pos.	Ht.	Wt.	Yr.	Hometown
1	Glenn Robinson III	F	6-6	220	So.	St. John, Ind.
2	Spike Albrecht	G	5-11	175	So.	Crown Point, Ind.
4	Mitch McGary	F	6-10	255	So.	Chesterton, Ind.
5	Andrew Dakich	G	6-2	185	Fr.	Zionsville, Ind.
10	Derrick Walton Jr.	G	6-1	185	Fr.	Harper Woods, Mich.
11	Nik Stauskas	G	6-6	205	So.	Mississauga, Ontario, Canada
12	Cole McConnell	G	6-5	200	Fr.	Atherton, Calif.
15	Jon Horford	F	6-10	250	Jr.	Grand Ledge, Mich.
20	Sean Lonergan	F	6-5	195	Fr.	Fishers, Ind.
21	Zak Irvin	G	6-6	200	Fr.	Fishers, Ind.
23	Caris LeVert	G	6-6	185	So.	Pickerington, Ohio
34	Mark Donnal	F	6-9	230	Fr.	Monclova, Ohio
44	Max Bielfeldt	F	6-7	245	So.	Peoria, Ill.
52	Jordan Morgan	F	6-8	250	Sr.	Detroit, Mich.

PURDUE

PENN STATE



SUNDAY, JAN. 12 | TBA
WEST LAFAYETTE, IND. (MACKEY ARENA)



SUNDAY, FEB. 23 | TBA
LINCOLN, NEB. (PINNACLE BANK ARENA)



THURSDAY, JAN. 23 | 7 P.M.
UNIVERSITY PARK, PA. (BRYCE JORDAN CENTER)



THURSDAY, FEB. 20 | 6 P.M.
LINCOLN, NEB. (PINNACLE BANK ARENA)

GENERAL INFO

Founded: 1869
Location: West Lafayette, Ind.
Enrollment: 39,256
President: Mitch Daniels
Athletic Director: Morgan J. Burke
Nickname: Boilermakers
Colors: Old Gold and Black
Conference: Big Ten
Home Arena: Mackey Arena
Capacity: 14,846
Ticket Office Phone: (800) 49-SPORT
Web site: purduesports.com
MBB Twitter: @BoilerBall

COACHING STAFF

Head Coach: Matt Painter
Alma Mater (Year): Purdue (1994)
Record at Purdue: 176-95 (Eight years)
Career Record: 201-100 (Nine years)
Assistant Coaches (Alma mater, Year)
Jack Owens (Eastern Illinois, 1999)
Brandon Brantley (Purdue, 1997)
Greg Gary (Tulane, 1992)
Basketball Office Phone: (765) 494-3214

MEDIA RELATIONS

Basketball SID: Chris Forman
Office Phone: (765) 494-3201
Cell Phone: (413) 687-4590
E-mail: cforman@purdue.edu
Press Row Phone: (765) 494-6365
SID Mailing Address:
Mackey Arena, Room 2235
900 John R. Wooden Drive
West Lafayette, IN 47907

2013-14 ROSTER

No.	Name	Pos.	Ht.	Wt.	Yr.	Hometown
0	Terone Johnson	G	6-4	198	Sr.	Indianapolis, Ind.
1	Sterling Carter	G	6-0	193	Sr.	Seattle, Wash.
2	Jon McKeeman	G	6-1	180	So.	Fort Wayne, Ind.
3	Ronnie Johnson	G	6-0	178	So.	Indianapolis, Ind.
5	Basil Smo-therman	G	6-5	222	Fr.	Indianapolis, Ind.
11	Stephen Toyra	G	6-3	177	So.	Lafayette, Ind.
12	Bryson Scott	G	6-1	201	Fr.	Fort Wayne, Ind.
15	Donnie Hale	F	6-8	221	So.	New Albany, Ind.
20	A.J. Hammons	C	7-0	251	So.	Gary, Ind.
21	Kendall Stephens	G	6-6	193	Fr.	St. Charles, Ill.
23	Jay Simpson	F	6-10	250	RFr.	Champaign, Ill.
24	Anfernee Brown	G	6-1	190	Fr.	East Chicago, Ind.
30	Neal Beshears	F	6-7	198	Jr.	Winchester, Ind.
32	Errick Peck	F	6-6	223	Sr.	Indianapolis, Ind.
35	Rapheal Davis	G	6-5	211	So.	Fort Wayne, Ind.
50	Travis Carroll	F	6-9	247	Sr.	Danville, Ind.

THE BOILERMAKERS

2012-13 Record: 16-18 (8-10, t-7th)
2013 Postseason Play: CBI Quarterfinals
Final 2013 AP Ranking: None
Starters Returning/Lost: 4/1
Lettermen Returning/Lost: 8/5

2013-14 SCHEDULE

Date	Opponent	Time
Nov. 8	Northern Kentucky	6 p.m.
Nov. 13	Central Connecticut	6 p.m.
Nov. 17	Rider	6 p.m.
Nov. 20	Eastern Illinois	6 p.m.
Nov. 24	Siena	11 a.m.
Nov. 28	vs. Oklahoma State	11 a.m.
Nov. 29	vs. Butler / Washington State	TBD
Dec. 1	TBD	TBD
Dec. 4	vs. Boston College	8 p.m.
Dec. 7	Eastern Michigan	1 p.m.
Dec. 14	vs. Butler	5 p.m.
Dec. 17	Maryland Eastern Shore	6 p.m.
Dec. 22	at West Virginia	Noon
Dec. 31	Ohio State *	Noon
Jan. 5	at Minnesota *	TBD
Jan. 12	Nebraska *	TBD
Jan. 15	at Illinois *	8 p.m.
Jan. 18	Penn State *	6 p.m.
Jan. 21	at Northwestern *	8 p.m.
Jan. 25	Wisconsin *	4 p.m.
Jan. 30	at Michigan *	8 p.m.
Feb. 2	at Penn State *	10:30 a.m.
Feb. 5	Minnesota *	7:30 p.m.
Feb. 8	at Ohio State *	5 p.m.
Feb. 15	Indiana *	3 p.m.
Feb. 20	Michigan State *	6 p.m.
Feb. 23	at Nebraska *	TBD
Feb. 26	Michigan *	6 p.m.
March 1	at Iowa *	TBD
March 5	at Wisconsin *	8 p.m.
March 8	Northwestern *	TBD
March 13-16	at Big Ten Tournament	

GENERAL INFO

Founded: 1855
Location: University Park, Pa.
Enrollment: 43,831
Chancellor: Dr. Rodney Erickson
Athletic Director: Dr. Dave Joyner
Nickname: Nittany Lions
Colors: Blue and White
Conference: Big Ten
Home Arena: Bryce Jordan Center
Capacity: 15,261
Ticket Office Phone: (800) 863-3336
Web site: GoPSUsports.com
MBB Twitter: @PennStateMBB

COACHING STAFF

Head Coach: Patrick Chambers
Alma Mater (Year): Philadelphia University (1994)
Career Record: 64-69 (Three years)
Record at Penn State: 22-41 (Four years)
Assistant Coaches (Alma mater, Year):
Dwayne Anderson (Villanova, 2009)
Keith Urgo (Fairfield, 2002)
Brian Daly (Saint Joseph's, 1992)
Basketball Office Phone: (814) 865-5494

MEDIA RELATIONS

Basketball SID: Alissa Clendenen
Office Phone: (814) 865-1757
Cell Phone: (814) 777-5126
E-mail: akc16@psu.edu
Press Row Phone: (814) 863-3294
SID Mailing Address:
101 D Bryce Jordan Center
University Park, PA 16802-7101

2013-14 ROSTER

No.	Name	Pos.	Ht.	Wt.	Yr.	Hometown
0	Payton Banks	F	6-6	220	Fr.	Orange, Calif.
1	John Johnson	G	6-1	175	Jr.	Philadelphia, Pa.
2	D.J. Newbill	G	6-4	205	Jr.	Philadelphia, Pa.
3	Graham Woodward	G	6-0	170	Fr.	Edina, Minn.
5	Donovon Jack	F	6-9	210	So.	Reading, Pa.
10	Brandon Taylor	F	6-7	235	So.	Tabernacle, N.J.
11	Allen Roberts	G	6-3	214	Sr.	Middletown, Ohio
13	Geno Thorpe	G	6-3	180	Fr.	Pittsburgh, Pa.
14	Kevin Montminy	G	6-3	185	Jr.	Centre Hall, Pa.
23	Tim Frazier	G	6-1	170	Sr.	Houston, Texas
24	Zach Cooper	G	6-1	175	Sr.	Ijamsville, Md.
25	Jordan Dickerson	C	7-0	240	So.	Brooklyn, N.Y.
34	Alan Wisniewski	F	6-9	230	Sr.	Sterling Heights, Mich.
35	Kevin Onyeaka	F	6-5	205	Sr.	Harrisburg, Pa.
43	Ross Travis	F	6-6	225	Jr.	Chaska, Minn.
44	Julian Moore	F	6-10	215	Fr.	Fort Washington, Pa.

THE NITTANY LIONS

2012-13 Record: 10-21 (2-16, 12th)
2013 Postseason Play: None
Final 2013 AP Ranking: None
Starters Returning/Lost: 3/2
Lettermen Returning/Lost: 10/6

2013-14 SCHEDULE

Date	Opponent	Time
Nov. 9	vs. Wagner	TBD
Nov. 13	Bucknell	6 p.m.
Nov. 16	at Penn	TBD
Nov. 19	La Salle	6 p.m.
Nov. 24	Longwood	Noon
Nov. 26	Monmouth	5 p.m.
Nov. 29	vs. St. John's	6 p.m.
Nov. 30	vs. Georgia Tech/Mississippi	TBD
Dec. 3	at Pittsburgh	6:30 p.m.
Dec. 7	Marshall	3 p.m.
Dec. 11	at Duquesne	6 p.m.
Dec. 14	Princeton	1 p.m.
Dec. 22	Mount St. Mary's	1 p.m.
Dec. 31	Michigan State *	4 p.m.
Jan. 4	at Illinois *	1:15 p.m.
Jan. 8	Minnesota *	6 p.m.
Jan. 11	Indiana *	11 a.m.
Jan. 14	at Michigan *	7 p.m.
Jan. 18	at Purdue *	6 p.m.
Jan. 23	Nebraska *	7 p.m.
Jan. 29	at Ohio State *	6 p.m.
Feb. 2	Purdue *	10:30 a.m.
Feb. 6	at Michigan State *	8 p.m.
Feb. 9	Illinois *	3:15 p.m.
Feb. 12	at Indiana *	6 p.m.
Feb. 15	Iowa *	Noon
Feb. 20	at Nebraska *	6 p.m.
Feb. 27	Ohio State	6 p.m.
March 2	Wisconsin *	TBD
March 6	at Northwestern *	6 p.m.
March 8	at Minnesota *	7:30 p.m.
March 13-16	at Big Ten Tournament	

THIS IS NEBRASKA | OUTLOOK | 2013-14 HUSKERS | COACHES | ADMINISTRATION | OPPONENTS | REVIEW | RECORDS | HISTORY | MEDIA

MINNESOTA

SUNDAY, JAN. 26 | 5 P.M.
LINCOLN, NEB. (PINNACLE BANK ARENA)



GENERAL INFO

Founded: 1851
 Location: Minneapolis, Minn.
 Enrollment: 52,557
 President: Dr. Eric Kaler
 Athletic Director: Norwood Teague
 Nickname: Golden Gophers
 Colors: Maroon and Gold
 Conference: Big Ten
 Home Arena: Williams Arena
 Capacity: 14,625
 Ticket Office Phone: (612) 624-8080
 Web site: gophersports.com
 MBB Twitter: @GopherBBall

COACHING STAFF

Head Coach: Richard Pitino
 Alma Mater (Year): Providence College (2005)
 Record at Minnesota: 0-0 (First year)
 Career Record: 18-14 (One year)
 Assistant Coaches (Alma mater, Year):
 Ben Johnson (Minnesota, 2004)
 Dan McHale (Kentucky, 2001)
 Kimani Young (UTEP, 1998)
 Basketball Office Phone: (612) 625-3085

MEDIA RELATIONS

Basketball SID: Matt Slieter
 Office Phone: (612) 625-4389
 Cell Phone: (612) 236-8841
 E-mail: slieter@umn.edu
 Press Row Phone: (612) 626-1308
 SID Mailing Address:
 244 Bierman Building
 516 15th Ave. SE
 Minneapolis, MN 55455

THE GOLDEN GOPHERS

2012-13 Record: 21-13 (8-10, 9th)
 2013 Postseason Play: NCAA Third Round
 Final 2013 AP Ranking: None
 Starters Returning/Lost: 2/3
 Lettermen Returning/Lost: 7/6

2013-14 SCHEDULE

Date	Opponent	Time
Nov. 8	Lehigh	7 p.m.
Nov. 12	Montana	7 p.m.
Nov. 16	at Richmond	TBD
Nov. 19	Coastal Carolina	7 p.m.
Nov. 21	Wofford	6 p.m.
Nov. 25	vs. Syracuse	4:30 p.m.
Nov. 26	Vs. Arkansas/California	TBD
Nov. 27	Vs. TBD	TBD
Dec. 3	Florida State	8:30 p.m.
Dec. 7	New Orleans	TBD
Dec. 10	South Dakota St.	7 p.m.
Dec. 20	Nebraska-Omaha	8 p.m.
Dec. 28	Texas A&M Corpus Christi	7:30 p.m.
Jan. 2	Michigan *	6 p.m.
Jan. 5	Purdue *	TBD
Jan. 8	at Penn State *	6 p.m.
Jan. 11	at Michigan State *	1:15 p.m.
Jan. 16	Ohio State *	8 p.m.
Jan. 19	at Iowa *	12 p.m.
Jan. 22	Wisconsin *	8 p.m.
Jan. 26	at Nebraska *	5 p.m.
Feb. 1	Northwestern *	1 p.m.
Feb. 5	at Purdue *	7:30 p.m.
Feb. 8	Indiana *	7:15 p.m.
Feb. 13	at Wisconsin *	8 p.m.
Feb. 16	at Northwestern *	5 p.m.
Feb. 19	Illinois *	8 p.m.
Feb. 22	at Ohio State	TBD
Feb. 25	Iowa *	6 p.m.
March 1	at Michigan *	5 p.m.
March 8-9	Penn State *	TBD
March 13-16	at Big Ten Tournament	

2013-14 ROSTER

No.	Name	Pos.	Ht.	Wt.	Yr.	Hometown
1	Hollins, Andre	G	6-1	200	Jr.	Memphis, Tenn.
2	Shell, Kendal	G	6-0	190	Jr.	St. Louis, Mo.
3	Ellenson, Wally	G	6-4	200	So.	Rice Lake, Wis.
4	Mathieu, Deandre	G	5-9	160	Jr.	Knoxville, Tenn.
5	McNeil, Daquein	G	6-3	170	Fr.	Baltimore, Md.
10	Osenieks, Oto	F	6-8	205	Jr.	Riga, Latvia
13	Ahanmisi, Maverick	G	6-2	192	Sr.	Santa Clarita, Calif.
15	Walker, Maurice	F	6-10	289	Jr.	Scarborough, Ontario
20	Hollins, Austin	G	6-4	185	Sr.	Germantown, Tenn.
23	Buggs, Charles	F	6-8	198	RFr.	Arlington, Texas
24	King, Joey	F	6-9	219	So	Eagan, Minn.
30	Smith, Malik	G	6-2	170	Sr.	Boston, Mass.
55	Eliason, Elliott	C	6-11	260	Jr.	Chadron, Neb.

INDIANA

THURSDAY, JAN. 29 | 7:15 P.M.
LINCOLN, NEB. (PINNACLE BANK ARENA)



WEDNESDAY, MARCH 5 | 6 P.M.
BLOOMINGTON, IND. (ASSEMBLY HALL)



GENERAL INFO

Founded: 1820
 Location: Bloomington, Ind.
 Enrollment: 42,347
 President: Michael A. McRobbie
 Athletic Director: Fred Glass
 Nickname: Hoosiers
 Colors: Cream and Crimson
 Conference: Big Ten
 Home Arena: Assembly Hall
 Capacity: 17,357
 Ticket Office Phone: 1-866-IUSPORTS
 Web site: IUhoosiers.com
 MBB Twitter: @IndianaMBB

COACHING STAFF

Head Coach: Tom Crean
 Alma Mater (Year): Central Michigan (1989)
 Career Record: 264-178 (13 years)
 Record at Indiana: 84-79 (Five years)
 Assistant Coaches (Alma mater, Year):
 Tim Buckley (Bemidji State, 1986)
 Steve McClain (Chadron State, 1994)
 Kenny Johnson (Maryland, 1999)
 Basketball Office Phone: (812) 855-2238

MEDIA RELATIONS

Basketball SID: J.D. Campbell
 Office Phone: (812) 856-0146
 Cell Phone: (812) 322-1437
 E-mail: jc56@indiana.edu
 Press Row Phone: (812) 855-2754
 SID Mailing Address:
 Athletic Media Relations, Assembly Hall
 1001 East 17th St.
 Bloomington, IN 47408

THE HOOSIERS

2012-13 Record: 29-7 (14-4, 1st)
 2013 Postseason Play: NCAA Sweet 16
 Final 2013 AP Ranking: Third
 Starters Returning/Lost: 1/4
 Lettermen Returning/Lost: 7/8

2013-14 SCHEDULE

Date	Opponent	Time
Nov. 8	Chicago State	6 p.m.
Nov. 12	LIU Brooklyn	5 p.m.
Nov. 15	Samford	6 p.m.
Nov. 17	Stony Brook	4 p.m.
Nov. 21	vs. Washington	8 p.m.
Nov. 22	Boston College/UCConn	4/6 p.m.
Nov. 26	Evansville	7 p.m.
Dec. 3	at Syracuse	6:15 p.m.
Dec. 7	North Florida	6:30 p.m.
Dec. 10	Oakland	6 p.m.
Dec. 14	vs. Notre Dame	2:15 p.m.
Dec. 20	Nicholls State	6 p.m.
Dec. 22	Kennesaw State	11 a.m.
Dec. 31	at Illinois *	2 p.m.
Jan. 4	Michigan State *	1 p.m.
Jan. 11	at Penn State *	11 a.m.
Jan. 14	Wisconsin *	6 p.m.
Jan. 18	Northwestern *	TBD
Jan. 21	at Michigan State *	6 p.m.
Jan. 26	Illinois *	2 p.m.
Jan. 30	at Nebraska *	7:15 p.m.
Feb. 2	Michigan *	Noon
Feb. 8	at Minnesota *	7:15 p.m.
Feb. 12	Penn State *	6 p.m.
Feb. 15	at Purdue *	3 p.m.
Feb. 18	Iowa *	8 p.m.
Feb. 22-23	at Northwestern *	TBD
Feb. 25	at Wisconsin *	8 p.m.
March 2	Ohio State	TBD
March 5	Nebraska *	6 p.m.
March 8	at Michigan *	5 p.m.
March 13-16	at Big Ten Tournament	

2013-14 ROSTER

No.	Name	Pos.	Ht.	Wt.	Yr.	Hometown
0	Will Sheehy	F	6-7	200	Sr.	Stuart, Fla.
1	Noah Vonleh	F	6-10	240	Fr.	Haverhill, Mass.
2	Andrew Calomeris	G	6-4	186	Fr.	Potomac, Md.
3	Jonny Marlin	G	5-10	162	So.	Greenwood, Ind.
5	Troy Williams	F	6-7	206	Fr.	Hampton, Va.
10	Evan Gordon	G	6-0	192	Sr.	Indianapolis, Ind.
11	Kevin Yogi Ferrell	G	6-0	178	So.	Indianapolis, Ind.
12	Hanner Mosquera-Perea	F	6-9	225	So.	Istrmina, Colombia
13	Austin Etherington	F	6-6	213	So.	Cicero, Indiana
15	Devin Davis	F	6-7	221	Fr.	Indianapolis, Ind.
20	Taylor Wayer	G	5-10	187	Sr.	Indianapolis, Ind.
21	Joe Fagan	G	6-4	195	Fr.	Indianapolis, Ind.
22	Stanford Robinson	G	6-4	193	Fr.	Landover, Md.
24	Jeff Howard	F	6-8	225	Sr.	Westfield, Ind.
30	Collin Hartman	F	6-6	210	Fr.	Indianapolis, Ind.
33	Jeremy Hollowell	F	6-8	219	So.	Indianapolis, Ind.
42	Peter Jurkin	C	7-0	230	So.	Juba, South Sudan
44	Luke Fischer	C	6-11	230	Fr.	Germantown, Wis.

MEDIA HISTORY RECORDS REVIEW OPPONENTS ADMINISTRATION COACHES 2013-14 HUSKERS OUTLOOK THIS IS NEBRASKA

NORTHWESTERN



SATURDAY, FEB. 8 | NOON
EVANSTON, ILL. (WELSH-RYAN ARENA)



SATURDAY, MARCH 1 | 4 P.M.
LINCOLN, NEB. (PINNACLE BANK ARENA)



GENERAL INFO

Founded: 1851
Location: Evanston, Ill.
Enrollment: 8,367
President: Morton Schapiro
Athletic Director: Jim Phillips
Nickname: Wildcats
Colors: Purple and White
Conference: Big Ten
Home Arena: Welsh-Ryan Arena
Capacity: 8,117
Ticket Office Phone: 888-GO-PURPLE
Web site: NUsports.com
MBB Twitter: @NUMensBball

COACHING STAFF

Head Coach: Chris Collins
Alma Mater (Year): Duke (2000)
Record at Northwestern: 0-0 (First year)
Career Record: Same
Assistant Coaches (Alma mater, Year):
Brian James (Illinois State, 1977)
Patrick Baldwin (Northwestern, 1994)
Armon Gates (Kent State, 2006)
Basketball Office Phone: (847) 491-7906

MEDIA RELATIONS

Basketball SID: Nick Brilowski
Office Phone: (847) 467-3831
Cell Phone: (847) 239-4127
E-mail: brilowski@northwestern.edu
Press Row Phone: (847) 491-8852
SID Mailing Address:
Anderson Hall
1501 Central Street
Evanston, IL 60208

2013-14 ROSTER

No.	Name	Pos.	Ht.	Wt.	Yr.	Hometown
1	Drew Crawford	G/F	6-5	215	Sr.	Naperville, Ill.
3	Dave Sobolewski	G	6-1	180	Jr.	Naperville, Ill.
13	Kale Abrahamson	F	6-7	210	So.	West Des Moines, Iowa
14	Tre Demps	G	6-2	193	So.	San Antonio, Texas
15	James Montgomery III	G	6-4	202	Sr.	Los Angeles, Calif.
22	Alex Olah	C	7-0	265	So.	Timisoara, Romania
23	JerShon Cobb	G	6-5	205	Jr.	Decatur, Ga.
31	Aaron Liberman	F/C	6-10	215	Fr.	Los Angeles, Calif.
32	Nathan Taphorn	F	6-7	190	Fr.	Pekin, Ill.
34	Sanjay Lumpkin	G/F	6-6	210	RFr.	Wayzata, Minn.
42	Chier Ajou	C	7-2	245	RFr.	Aweil, South Sudan
45	Nikola Cerina	F	6-9	235	Sr.	Topola Oplenac, Serbia

THE WILDCATS

2012-13 Record: 13-19 (4-14, 11th)
2013 Postseason Play: None
Final 2013 AP Ranking: None
Starters Returning/Lost: 4/1
Lettermen Returning/Lost: 8/5

2013-14 SCHEDULE

Date	Opponent	Time
Nov. 9	Eastern Illinois	7:30 p.m.
Nov. 14	at Stanford	10 p.m.
Nov. 17	Illinois State	7:30 p.m.
Nov. 20	at UIC	7 p.m.
Nov. 22	IUPUI	7 p.m.
Nov. 25	Gardner-Webb	7 p.m.
Nov. 28	vs. Missouri	9:30 p.m.
Nov. 29	vs. UCLA	10:30 p.m.
Dec. 4	at NC State	6:30 p.m.
Dec. 7	Western Michigan	4 p.m.
Dec. 16	Mississippi Valley State	6 p.m.
Dec. 22	Brown	1 p.m.
Dec. 27	DePaul	8 p.m.
Jan. 2	Wisconsin *	6 p.m.
Jan. 5	at Michigan *	TBD
Jan. 9	at Iowa *	8 p.m.
Jan. 12	Illinois *	6:30 p.m.
Jan. 15	Michigan State *	6 p.m.
Jan. 18	at Indiana *	1:30 p.m.
Jan. 21	Purdue *	8 p.m.
Jan. 25	Iowa *	11 a.m.
Jan. 29	at Wisconsin *	8 p.m.
Feb. 1	at Minnesota *	1 p.m.
Sat., Feb. 8	Nebraska *	12 p.m.
Feb. 13	at Michigan State *	6 p.m.
Feb. 16	Minnesota *	5 p.m.
Feb. 19	at Ohio State *	6 p.m.
Feb. 22-23	Indiana *	TBD
March 1	at Nebraska *	4 p.m.
March 6	Penn State *	6 p.m.
March 8-9	at Purdue *	TBD
March 13-16 at Big Ten Tournament		

ILLINOIS



WEDNESDAY, FEB. 12 | 8 P.M.
LINCOLN, NEB. (PINNACLE BANK ARENA)



WEDNESDAY, FEB. 26 | 8 P.M.
CHAMPAIGN, ILL. (STATE FARM CENTER)



GENERAL INFO

Founded: 1867
Location: Urbana-Champaign, Ill.
Enrollment: 42,605
President: Robert A. Easter
Athletic Director: Mike Thomas
Nickname: Fighting Illini
Colors: Orange and Blue
Conference: Big Ten
Home Arena: State Farm Center
Capacity: 16,618
Ticket Office Phone: (217) 333-3470
Web site: Fightingillini.com
MBB Twitter: @IlliniHoops

COACHING STAFF

Head Coach: John Groce
Alma Mater (Year): Taylor (1994)
Record at Illinois: 23-13 (One year)
Career Record: 107-69 (Four years)
Assistant Coaches (Alma mater, Year):
Dustin Ford (Ohio, 2001)
Paris Parham (Minnesota State, 1995)
Jamall Walker (St. Louis, 2000)
Basketball Office Phone: (217) 333-3400

MEDIA RELATIONS

Basketball SID: Derrick Burson
Office Phone: (217) 333-1391
Cell Phone: (217) 766-7315
E-mail: burson@illinois.edu
Press Row Phone: (217) 333-1227
SID Mailing Address:
Biefeldt Athletics Administration Building
1700 South Fourth St.
Champaign, IL 61820

2013-14 ROSTER

No.	Name	Pos.	Ht.	Wt.	Yr.	Hometown
1	Jaylon Tate	G	6-3	160	Fr.	Chicago, Ill.
2	Joseph Bertrand	G	6-6	200	Sr.	Sterling, Ill.
3	Ahmad Starks	G	5-9	170	Sr.	Chicago, Ill.
10	Mike LaTulip	G	6-1	165	So.	Arlington Heights, Ill.
11	Aaron Cosby	G	6-3	195	Jr.	Louisville, Ky.
13	Tracy Abrams	G	6-2	190	Jr.	Chicago, Ill.
21	Malcolm Hill	G	6-6	210	Fr.	Belleville, Ill.
22	Maverick Morgan	C	6-10	250	Fr.	Springboro, Ohio
24	Rayvonte Rice	G	6-4	235	Jr.	Champaign, Ill.
25	Kendrick Nunn	G	6-3	180	Fr.	Chicago, Ill.
31	Austin Colbert	F	6-9	210	Fr.	Chesapeake, Va.
32	Nnanna Egwu	F/C	6-11	250	Jr.	Chicago, Ill.
33	Jon Ekey	F	6-7	225	Sr.	Independence, Mo.
35	Darius Paul	F	6-8	220	So.	Gurnee, Ill.

THE FIGHTING ILLINI

2012-13 Record: 23-13 (8-10, t-7th)
2013 Postseason Play: NCAA Third Round
Final 2013 AP Ranking: None
Starters Returning/Lost: 2/3
Lettermen Returning/Lost: 7/4

2013-14 SCHEDULE

Date	Opponent	Time
Nov. 8	vs. Alabama State	7 p.m.
Nov. 10	Jacksonville State	5 p.m.
Nov. 13	Valparaiso	6:30 p.m.
Nov. 17	Bradley	5 p.m.
Nov. 22	Chicago State	8 p.m.
Nov. 26	at UNLV	9:45 p.m.
Nov. 29	IPFW	7 p.m.
Dec. 3	at Georgia Tech	6:15 p.m.
Dec. 8	vs. Auburn	2 p.m.
Dec. 10	Dartmouth	7 p.m.
Dec. 14	vs. Oregon	8 p.m.
Dec. 21	vs. Missouri	4:30 p.m.
Dec. 28	UIC	1 p.m.
Dec. 31	Indiana *	2 p.m.
Jan. 4	Penn State *	1:15 p.m.
Jan. 8	at Wisconsin *	8 p.m.
Jan. 12	at Northwestern *	6:30 p.m.
Jan. 15	Purdue *	8 p.m.
Jan. 18	Michigan State *	7 p.m.
Jan. 23	at Ohio State *	6 p.m.
Jan. 26	at Indiana *	2 p.m.
Feb. 1	Iowa *	6:30 p.m.
Feb. 4	Wisconsin *	8 p.m.
Feb. 9	at Penn State *	3:15 p.m.
Feb. 12	at Nebraska	8 p.m.
Feb. 15	Ohio State *	7 p.m.
Feb. 19	at Minnesota *	8 p.m.
Feb. 26	Nebraska *	8 p.m.
March 1	at Michigan State *	1 p.m.
March 4	Michigan *	6 p.m.
March 8-9	at Iowa	TBD
March 13-16 at Big Ten Tournament		

THIS IS NEBRASKA | OUTLOOK | 2013-14 HUSKERS | COACHES | ADMINISTRATION | OPPONENTS | REVIEW | RECORDS | HISTORY | MEDIA

MICHIGAN STATE

SUNDAY, FEB. 16 | 2 P.M.
EAST LANSING, MICH. (BRESLIN CENTER)



GENERAL INFO

Founded: 1855
 Location: East Lansing, Mich.
 Enrollment: 48,800
 President: Dr. Lou Anna K. Simon
 Athletic Director: Mark Hollis
 Nickname: Spartans
 Colors: Green and White
 Conference: Big Ten
 Home Arena: Breslin Center
 Capacity: 14,797
 Ticket Office Phone: (517) 355-1610
 Web site: msuspartans.com
 MBB Twitter: @MSU_Basketball

COACHING STAFF

Head Coach: Tom Izzo
 Alma Mater (Year): Northern Michigan (1977)
 Career Record: 439-178 (18 years)
 Record at Michigan State: Same
 Assistant Coaches (Alma mater, Year):
 Dwayne Stephens (Michigan State, 1993)
 Mike Garland (Northern Michigan, 1977)
 Dane Fife (Indiana, 2002)
 Basketball Office Phone: (517) 355-1643

MEDIA RELATIONS

Basketball SID: Matt Larson
 Office Phone: (517) 355-2271
 Cell Phone: (517) 927-6421
 E-mail: larson@ath.msu.edu
 Press Row Phone: (517) 353-1626
 SID Mailing Address:
 Z-22 Breslin Center
 Michigan State University
 East Lansing, MI 48824

THE SPARTANS

2012-13 Record: 27-9 (13-5, t-2nd)
 2013 Postseason Play: NCAA Sweet 16
 Final 2013 AP Ranking: Ninth
 Starters Returning/Lost: 4/1
 Lettermen Returning/Lost: 11/1

2013-14 SCHEDULE

Date	Opponent	Time
Nov. 8	vs. McNeese State	6 p.m.
Nov. 12	vs. Kentucky	5:30 p.m.
Nov. 15	Columbia	8 p.m.
Nov. 18	Portland	7 p.m.
Nov. 22	vs. Virginia Tech	8:30 p.m.
Nov. 23	Oklahoma/Seton Hall	6/8:30 p.m.
Nov. 29	Mount St. Mary's	Noon
Dec. 04	North Carolina	8 p.m.
Dec. 14	Oakland	3 p.m.
Dec. 17	North Florida	6 p.m.
Dec. 21	at Texas	3 p.m.
Dec. 28	New Orleans	3:15 p.m.
Dec. 31	at Penn State *	4 p.m.
Jan. 04	at Indiana *	1 p.m.
Jan. 07	Ohio State *	8 p.m.
Jan. 11	Minnesota *	1:15 p.m.
Jan. 15	at Northwestern *	6 p.m.
Jan. 18	at Illinois *	7 p.m.
Jan. 21	Indiana *	6 p.m.
Jan. 25	Michigan *	6 p.m.
Jan. 28	at Iowa *	6 p.m.
Feb. 1	vs. Georgetown	2 p.m.
Feb. 6	Penn State *	8 p.m.
Feb. 9	at Wisconsin *	Noon
Feb. 13	Northwestern *	6 p.m.
Feb. 16	Nebraska *	2 p.m.
Feb. 20	at Purdue *	6 p.m.
Feb. 23	at Michigan *	TBD
March 1	Illinois *	1 p.m.
March 6	Iowa *	8 p.m.
March 9	at Ohio State *	TBD
March 13-16 at Big Ten Tournament		

2013-14 ROSTER

No.	Name	Pos.	Ht.	Wt.	Yr.	Hometown
0	Byrd, Russell	G	6-7	205	Jr.	Fort Wayne, Ind.
2	Gauna, Alex	F	6-9	245	Jr.	Eaton Rapids, Mich.
5	Payne, Adreian	C	6-10	240	Sr.	Dayton, Ohio
10	Costello, Matt	F	6-9	245	So	Bay City, Mich.
11	Appling, Keith	G	6-1	190	Sr.	Detroit, Mich.
14	Harris, Gary	G	6-4	205	So.	Fishers, Ind.
15	Wetzel, Keenan	G	6-4	200	Jr.	Monroe, Mich.
20	Trice, Travis	G	6-0	170	Jr	Huber Heights, Ohio
22	Dawson, Branden	G	6-6	230	Jr.	Gary, Ind.
30	Kaminski, Kenny	F	6-8	240	RFr	Medina, Ohio
40	Chapman, Dan	G	6-3	190	Sr.	Okemos, Mich.
41	Wollenman, Colby	F	6-7	225	Jr.	Big Horn, Wyo.
45	Valentine, Denzel	G	6-5	220	Sr.	Lansing, Mich.
	Alvin Ellis III	G	6-4	185	Fr.	Matteson, Ill.
	Gavin Schilling	F	6-9	230	Fr.	Chicago, Ill.

WISCONSIN

SUNDAY, MARCH 9 | TBA
LINCOLN, NEB. (PINNACLE BANK ARENA)



GENERAL INFO

Founded: 1848
 Location: Madison, Wis.
 Enrollment: 42,099
 Chancellor: David Ward
 Athletic Director: Barry Alvarez
 Nickname: Badgers
 Colors: Cardinal and White
 Conference: Big Ten
 Home Arena: Kohl Center
 Capacity: 17,230
 Ticket Office Phone: 800-GO-BADGERS
 Web site: UWBadgers.com
 MBB Twitter: @BadgerMBB

COACHING STAFF

Head Coach: Bo Ryan
 Alma Mater (Year): Wilkes College, (1969)
 Career Record: 674-216 (29 years)
 Record at Wisconsin: 291-113 (12 years)
 Assistant Coaches (Alma mater, Year):
 Greg Gard (UW-Platteville, 1995)
 Gary Close (Arizona State, 1978)
 Lamont Paris (Wooster, 1996)
 Basketball Office Phone: (608) 265-4597

MEDIA RELATIONS

Basketball SID: Patrick Herb
 Office Phone: (608) 890-2477
 Cell Phone: (608) 957-2085
 E-mail: PAH@athletics.wisc.edu
 Press Row Phone: (608) 265-4333
 SID Mailing Address:
 Kellner Hall
 1440 Monroe Street
 Madison, WI 53711

THE BADGERS

2012-13 Record: 23-12 (12-6, 4th)
 2013 Postseason Play: NCAA Second Round
 Final 2013 AP Ranking: 18th
 Starters Returning/Lost: 2/3
 Lettermen Returning/Lost: 11/5

2013-14 SCHEDULE

Date	Opponent	Time
Nov. 8	vs. St. John's	6 p.m.
Nov. 12	Florida	8 p.m.
Nov. 16	at Green Bay	7 p.m.
Nov. 19	North Dakota	7 p.m.
Nov. 21	Bowling Green	7 p.m.
Nov. 23	Oral Roberts	7:30 p.m.
Nov. 26	vs. Saint Louis	7:30 p.m.
Nov. 27	vs. West Virginia/Old Dominion	TBD
Dec. 4	at Virginia	6 p.m.
Dec. 7	Marquette	1:15 p.m.
Dec. 11	Milwaukee	7 p.m.
Dec. 14	Eastern Kentucky	Noon
Dec. 28	Prairie View A&M	1 p.m.
Jan. 2	at Northwestern *	6 p.m.
Jan. 5	Iowa *	6:30 p.m.
Jan. 8	Illinois *	8 p.m.
Jan. 14	at Indiana *	6 p.m.
Jan. 18	Michigan *	5 p.m.
Jan. 22	at Minnesota *	8 p.m.
Jan. 25	at Purdue *	4 p.m.
Jan. 29	Northwestern *	8 p.m.
Feb. 1	Ohio State	11 a.m.
Feb. 4	at Illinois *	8 p.m.
Feb. 9	Michigan State *	Noon
Feb. 13	Minnesota *	8 p.m.
Feb. 16	at Michigan *	Noon
Feb. 22	at Iowa *	11 a.m.
Feb. 25	Indiana *	8 p.m.
March 2	at Penn State *	TBD
March 5	Purdue	8 p.m.
March 9	at Nebraska	TBD
March 13-16 at Big Ten Tournament		

2013-14 ROSTER

No.	Name	Pos.	Ht.	Wt.	Yr.	Hometown
1	Ben Brust	G	6-1	195	Sr.	Hawthorn Woods, Ill.
2	Jordan Smith	G	6-1	175	Jr.	Orono, Minn.
3	George Marshall	G	5-11	185	So.	Chicago, Ill.
5	Aaron Moesch	F	6-8	200	Fr.	Green Bay, Wis.
10	Nigel Hayes	F	6-7	230	Fr.	Toledo, Ohio
11	Jordan Hill	G	6-3	175	Fr.	Pasadena, Calif.
12	Traevon Jackson	G	6-2	213	Jr.	Westerville, Ohio
13	Duje Dukan	F	6-8	210	Jr.	Deerfield, Ill.
15	Sam Dekker	F	6-7	220	So.	Sheboygan, Wis.
21	Josh Gasser	G	6-3	190	Jr.	Port Washington, Wis.
24	Bronson Koenig	G	6-3	180	Fr.	La Crosse, Wis.
30	Vitto Brown	F	6-8	220	Fr.	Bowling Green, Ohio
32	Evan Anderson	C	6-10	255	Jr.	Stanley, Wis.
33	Zak Showalter	G	6-2	195	So.	Germantown, Wis.
34	Zach Bohannon	F	6-6	210	Sr.	Marion, Iowa
35	Riley Dearing	G	6-5	180	Fr.	Minnnetonka, Minn.
44	Frank Kaminsky	F	6-11	230	Jr.	Lisle, Ill.

POSTSEASON TOURNAMENT INFO

2014 BIG TEN TOURNAMENT

Bankers Life Fieldhouse in downtown Indianapolis will host the 2014 Big Ten Men's Basketball Tournament. The event, which began in 1998, is making its ninth appearance at Bankers Life Fieldhouse, which is home to the NBA's Indianapolis Pacers and Indiana Fever of the WNBA. The 18,165-seat facility is considered to be one of the best facilities in the NBA.

The 2014 season marks the sixth time in the last seven seasons that Bankers Life Fieldhouse has hosted the tournament. It is the third year of a four-year rotation between Bankers Life Fieldhouse and the United Center in Chicago.

The 2013 Big Ten Basketball Tournament set the total attendance record as the conference welcomed more than 124,000 fans to the United Center for the four-day event, while all six sessions were sold out.

The Big Ten Tournament receives national exposure, as every game is televised nationally on BTN, ESPN, ESPN2 or CBS.



Thursday, March 14

Game 1 – Seed 9 vs. Seed 8, 11 a.m. (central) - BTN
 Game 2 – Seed 12 vs. Seed 5, 1:30 p.m. - BTN
 Game 3 – Seed 7 vs. Seed 10, 5:30 p.m. - ESPN2
 Game 4 – Seed 6 vs. Seed 11, 8 p.m. - ESPN2

Friday, March 15

Game 5 – Game 1 winner vs. Seed 1, 11 a.m. - ESPN
 Game 6 – Game 2 winner vs. Seed 4, 1:30 p.m. - ESPN
 Game 7 – Game 3 winner vs. Seed 2, 5:30 p.m. - BTN
 Game 8 – Game 4 winner vs. Seed 3, 8 p.m. - BTN

Saturday, March 16

Game 9 – Game 5 winner vs. Game 6 winner, 12:40 p.m. - CBS
 Game 10 – Game 7 winner vs. Game 8 winner, 3:00 p.m. - CBS

Sunday, March 17

Game 11 – Game 9 winner vs. Game 10 winner, 2:30 p.m. - CBS

2014 NCAA TOURNAMENT

68-team Field
 Selection Date: Sunday, March 16, 2014

First Four

Tuesday-Wednesday, March 18-19, 2014
 Site (host): University of Dayton Arena, Dayton, Ohio (Dayton)

Second/Third Rounds

Thursday and Saturday, March 20 and 22, 2014
 Site (host): Buffalo, N.Y., First Niagara Center (Metro Atlantic Athletic Conference, host)
 Site (host): Milwaukee, Wis., BMO Harris Bradley Center (Marquette University, host)
 Site (host): Orlando, Fla., Amway Center (Stetson University, host)
 Site (host): Spokane, Wash., Spokane Veterans Mem. Arena (Washington State Univ., host)
 Friday and Sunday, March 21 and 23, 2014
 Site (host): Raleigh, N.C., PNC Center (North Carolina State University, host)
 Site (host): San Antonio, Texas, AT&T Center (University of Texas-San Antonio, host)
 Site (host): San Diego, Calif., Viejas Arena (San Diego State University, host)
 Site (host): St. Louis, Mo., Scottrade Center (Missouri Valley Conference, host)

Regionals (East/Midwest)

Friday and Sunday, March 28 and 30, 2014
 Midwest Site (host): Indianapolis, Ind., Lucas Oil Stadium (IUPUI, Horizon League, hosts)
 East Site (host): New York, N.Y., Madison Square Garden (St. John's, host)

Regionals (South/West)

Thursday and Saturday, March 27 and 29, 2014
 West Site (host): Anaheim, Calif., Honda Center (Big West Conference, host)
 South Site (host): Memphis, Tenn., FedEx Forum (University of Memphis, host)

Final Four

Saturday and Monday, April 5 and 7, 2014
 Tentative Tip-off times are 5:07 p.m. and 8:18 p.m. Central Time
 Site (host): AT&T Stadium, Arlington, Texas. (Big 12 Conference, host)

Future Final Four Sites

April 4 & 6, 2015 at Lucas Oil Stadium in Indianapolis, Ind.
 April 2 & 4, 2016 at Reliant Stadium in Houston, Texas



Bankers Life Fieldhouse will be the home for the 2014 Big Ten Basketball Tournament.

THE BIG TEN CONFERENCE

Since its inception in 1896, the pursuit and attainment of academic excellence has been a priority for every Big Ten member institution. But maintaining the conference's status as one of the preeminent athletic conferences in the country also endures as an important component of the Big Ten student-athlete experience. Striking that balance between academics and athletics is integral to the Big Ten's identity, and the Big Ten's "Honoring Legends. Building Leaders." campaign links directly to the Big Ten mission. Recognized as one of intercollegiate sports' most successful undertakings, the Big Ten strives for success from its student-athletes not only on the field and in the classroom, but around the world as well.

PREMIER ACADEMIC INSTITUTIONS

All Big Ten universities have been granted Tier One Status by the Carnegie Foundation for the Advancement of Teaching, a distinction awarded to just over 100 universities. Big Ten schools have produced more than 1,450 academic All-Americans, more than any other conference, including 46 in the last academic year. For the 2011 fiscal year, the Big Ten led all conferences with over \$8 billion in research expenditures, more than \$2 billion more than any other conference.

A HISTORY OF ATHLETIC SUCCESS

During the 2012-13 season, Big Ten institutions claimed seven national championships: Indiana men's soccer; Michigan men's gymnastics; Michigan men's swimming and diving; Minnesota women's ice hockey; Nebraska women's bowling; Ohio State women's rowing; and Penn State wrestling. Over the last 10 years, the Big Ten is tied for the conference lead with national titles in 14 different NCAA-sponsored championships, including bowling, cross country, fencing, golf, gymnastics, ice hockey, lacrosse, rowing, soccer, softball, swimming and diving, track and field, volleyball and wrestling.

BROAD-BASED PROGRAMMING

Almost 1,400 Big Ten student-athletes and coaches have participated in the Olympics, winning at least 460 medals, including nearly 250 gold. Big Ten universities provide over \$141 million in direct financial aid to more than 8,200 student-athletes playing on more than 300 teams in 42 different sports. The Big Ten sponsors 26 official conference sports, 13 for men and 13 for women, including the debut of men's ice hockey as an official conference sport this academic year.

PASSIONATE FOLLOWING

The Big Ten leads all conferences with nearly five million alumni and more than 460,000 students. Big Ten fans are some of the nation's most supportive, with nearly 9.8 million patrons attending conference home contests during the 2012-13 seasons for football, men's and women's basketball and volleyball alone.

LEADERS IN INNOVATION

The Big Ten first awarded the Big Ten Medal of Honor in 1915, honoring outstanding senior student-athletes who demonstrate excellence in academics and athletics. The conference will award its 100th Medal of Honor in May 2014.

The Big Ten Advisory Commission was formed in 1972. It enlists former student-athletes to serve as liaisons to the NCAA's Diversity and Inclusion Department, the Big Ten Student-Athlete Advisory Commission and other organizations. The Big Ten became the first conference to voluntarily adopt male and female participation goals after launching its Gender Equity Action Plan in 1992.

The Big Ten implemented the first collegiate football system of instant replay in 2004, which the NCAA approved for use among all conferences in 2006. In 2012, the Big Ten partnered with the Ivy League to study the effects of head injuries in sports.

EXTENSIVE TELEVISION EXPOSURE

Through the Big Ten's media agreements with CBS Sports, ABC/ESPN, FOX and the Big Ten Network (BTN), nearly 1,000 Big Ten events are produced and distributed nationally on an annual basis. In 2006, the Big Ten created BTN, the first national conference-owned television network. With more than 53 million subscribers in the U.S. and Canada – and more outside the Big Ten region than inside – BTN allows fans to see their teams compete regardless of where they live.

COMMUNITY INVOLVEMENT

For the last 24 years, through the Big Ten's SCORE (Success Comes Out of Reading Everyday) program, the conference has partnered with Chicago elementary schools to improve reading performance. Surrounding the Big Ten Football Championship Game and Big Ten Basketball Tournaments, the conference holds numerous community initiatives, such as the Big Ten Career Expo, SaturDAY of Service, Officiating and Youth Football Clinics and various fund-raising efforts, including the Think Pink promotions benefitting the Pink Ribbon Connection at previous women's basketball tournaments.



James E. Delany
Commissioner



Rick Boyages
Associate Commissioner



Brett McWethy
Assoc. Director of
Communications

BIG 12 CONFERENCE

5440 Park Place
Rosemont, IL, 60018
Phone: (847) 696-1010
Fax: (847) 696-1150
www.bigten.org



BIG TEN ADMINISTRATION

Commissioner.....	James E. Delany
Deputy Commissioner.....	Brad Traviolia
Chief Communications Officer.....	Diane Dietz
Senior Associate Commissioner-Television Administration.....	Mark D. Rudner
Associate Commissioner-Championships.....	Wendy Fallen
Associate Commissioner-Compliance.....	Chad Hawley
Associate Commissioner-Football & Basketball Operations.....	Andrea Williams
Associate Commissioner-Governance.....	Jennifer Heppel
Associate Commissioner-Men's Basketball.....	Rick Boyages
Assistant Commissioner-Technology.....	Mike McComiskey
Assistant Commissioner-Communications.....	Scott Chipman

BIG TEN COMMUNICATIONS STAFF

Chief Communications Officer.....	Diane Dietz
Assistant Commissioner - Communications.....	Scott Chipman
Associate Director of Communications.....	Adam Augustine
Associate Director of Communications.....	Brett McWethy
Assistant Director of Communications.....	Dan Mihalik
Bob Hammel Communications Intern.....	Sarah Andreychik
Bob Hammel Communications Intern.....	Olivia Truby

BIG TEN MEN'S BASKETBALL TOURNAMENT HISTORY

Year	City	Facility	Champion
1997-98	Chicago	United Center	Michigan
1998-99	Chicago	United Center	Michigan State
1999-00	Chicago	United Center	Michigan State
2000-01	Chicago	United Center	Iowa
2001-02	Indianapolis	Conseco Fieldhouse	Ohio State
2002-03	Chicago	United Center	Illinois
2003-04	Indianapolis	Conseco Fieldhouse	Wisconsin
2004-05	Chicago	United Center	Illinois
2005-06	Indianapolis	Conseco Fieldhouse	Iowa
2006-07	Chicago	United Center	Ohio State
2007-08	Indianapolis	Conseco Fieldhouse	Wisconsin
2008-09	Indianapolis	Conseco Fieldhouse	Purdue
2009-10	Indianapolis	Conseco Fieldhouse	Ohio State
2010-11	Indianapolis	Conseco Fieldhouse	Ohio State
2011-12	Indianapolis	Conseco Fieldhouse	Michigan State
2012-13	Chicago	United Center	Ohio State
2013-14	Indianapolis	Conseco Fieldhouse	
2014-15	Chicago	United Center	
2015-16	Indianapolis	Conseco Fieldhouse	

SERIES RESULTS VS. BIG TEN SCHOOLS

ILLINOIS (ILLINOIS LEADS 10-3)

- In Lincoln: Illinois leads, 3-1
At Devaney Center: Tied, 1-1
- In Champaign: Illinois leads, 7-1
At Assembly Hall: Illinois leads, 3-0
- San Juan Shootout: Illinois leads, 1-0
- In Big Ten Conference games: Illinois leads, 3-1
- In Big Ten Tournament games: 0-0

Husker-Illini Superlatives

- Most consecutive wins (year ended): Nebraska 1 (1921, 1990, 2012); Illinois 7 (1921-76)
- Most points scored: Nebraska, 100, at San Juan, P.R., Nov. 24, 1990; Illinois 73, at San Juan, P.R., Nov. 24, 1990
- Highest combined score: 173, Nebraska, 100, Illinois, 73, at San Juan, P.R., Nov. 24, 1990
- Biggest winning margin: Nebraska, 27, at San Juan, P.R., Nov. 24, 1990; Illinois, 42, Dec. 12, 1942

Date	Site	Rankings	Result	Neb.	Illinois
1-1-21	A	-/-	W	30	25
1-3-21	A	-/-	L	24	26
12-12-42	A	-/-	L	27	69
12-29-44	A	-/-	L	39	71
12-20-45	H	-/-	L	51	62
12-28-46	A	-/-	L	37	72
11-28-75	H	-/-	L	58	60
12-11-76	A	-/-	L	63	67
11-24-90	N	-/-	W	100	73
1-7-12	A	-/-	L	54	59
2-18-12	H	-/-	W	80	57
1-22-13	H	-/-	L	51	71
3-2-13	A	-/-	L	65	72

INDIANA (INDIANA LEADS 9-2)

- In Lincoln: Indiana leads, 3-2
At Devaney Center: Nebraska leads, 1-0
- In Bloomington: Indiana leads, 5-0
At Assembly Hall: Indiana leads, 2-0
- In Indianapolis (Hoosier Classic): Indiana leads, 1-0
- In Big Ten Conference games: Tied, 1-1
- In Big Ten Tournament games: 0-0

Husker-Hoosier Superlatives

- Most consecutive wins (year ended): Nebraska 1 (1920, 2012); Indiana 7 (1937-1982)
- Most points scored: Nebraska, 70, at Lincoln, Neb., Jan. 18, 2012; Indiana 97, at Bloomington, Ind., Dec. 21, 1974
- Highest combined score: 157, Indiana, 97, Nebraska, 60, at Bloomington, Ind., Dec. 21, 1974
- Biggest winning margin: Nebraska, 20, at Lincoln, Neb., Feb. 6, 1920; Indiana, 37, Dec. 21, 1974

Date	Site	Rankings	Result	Neb.	Ind.
2-5-20	H	-/-	L	20	24
2-6-20	H	-/-	W	38	18
12-23-37	A	-/-	L	42	43
12-15-39	H	-/-	L	39	49
12-15-41	A	-/-	L	29	56
12-30-42	H	-/-	L	39	40
12-30-44	A	-/-	L	42	65
12-21-74	A	/2	L	60	97
12-30-82	N	-/1	L	50	67
1-18-12	H	-/11	W	70	69
2-13-13	A	-/1	L	47	76

IOWA (IOWA LEADS 14-9)

- In Lincoln: Nebraska leads, 7-4
At Devaney Center: Iowa leads, 2-1
- In Iowa City: Iowa leads, 10-2
At Carver-Hawkeye Arena: Tied, 1-1
- In Big Ten Conference games: Tied, 2-2

Husker-Hawkeye Superlatives

- Most consecutive wins (year ended): Nebraska 2 (1941-42, 1956-70); Iowa 3 (1943-45; 1971-76)
- Most points scored: Nebraska, 81, at Lincoln, Neb., Dec. 12, 1953; Iowa 86, at Iowa City, Iowa, Dec. 21, 1971
- Highest combined score: 163, Iowa, 86, Nebraska, 77, at Iowa City, Iowa, Dec. 21, 1971
- Biggest winning margin: Nebraska, 24, at Lincoln, Neb., Dec. 3, 1956; Iowa, 25, Dec. 17, 1945

Date	Site	Rankings	Result	Neb.	Iowa
1-28-1907	H	-/-	W	25	17
2-22-1907	A	-/-	L	29	32
3-6-1908	A	-/-	L	26	39
1-25-30	H	-/-	W	41	26
12-19-31	A	-/-	L	29	34
12-20-34	H	-/-	L	24	31
12-30-41	A	-/-	W	41	34
12-19-42	H	-/-	W	52	43
12-10-43	A	-/-	L	33	50
12-16-44	H	-/-	L	45	61
12-17-45	A	-/-	L	35	61
12-12-53	H	-/-	W	81	70
12-6-54	A	-/4	L	61	84
12-3-55	A	-/-	L	51	60
12-3-56	H	-/-	W	67	43
12-5-70	H	-/-	W	73	71
12-21-71	A	-/-	L	77	86
12-2-75	A	-/-	L	65	72
11-27-76	H	-/-	L	57	71
1-26-12	A	-/-	W	79	73
2-29-12	H	-/-	L	53	62
2-23-13	H	-/-	W	64	60
3-9-13	A	-/-	A	60	74

MICHIGAN (MICHIGAN LEADS 8-2)

- In Lincoln: Nebraska leads, 2-1
At Devaney Center: Michigan leads, 1-0
- In Ann Arbor: Michigan leads, 5-0
At Crisler Center: Michigan leads, 2-0
- In Honolulu, Hawaii: Michigan leads, 1-0
- In Kansas City: Michigan leads, 1-0
- In Big Ten Conference games: Michigan leads, 2-0
- In Big Ten Tournament games: 0-0
- Note:** Michigan vacated win against NU in 1992.

Husker-Wolverine Superlatives

- Most consecutive wins (year ended): Nebraska 1 (1956, 1964); Michigan 4 (1980-present)
- Most points scored: Nebraska, 74, at Lincoln, Neb., Dec. 12, 1964; Michigan, 88, at Honolulu, Hawaii, Dec. 28, 1992
- Highest combined score: 161, Michigan, 88, Nebraska, 73, at Honolulu, Hawaii, Dec. 28, 1992
- Biggest winning margin: Nebraska, 13, at Lincoln, Neb., Dec. 8, 1956; Michigan, 25, Dec. 6, 1963

Date	Site	Rankings	Result	Neb.	Mich.
12-29-49	N	-/-	L	65	67
12-10-55	A	-/-	L	71	77
12-8-56	H	-/-	W	73	60
12-7-57	A	-/-	L	57	81
12-6-63	A	-/6	L	55	80
12-12-64	H	-/1	W	74	73
3-6-80	A	-/-	L	69	76
12-28-92	N	20/6	L	73	88
2-8-12	H	-/22	L	46	62
1-9-13	H	-/2	L	47	62

!-later vacated

MICHIGAN STATE (MSU LEADS 12-6)

- In Lincoln: Nebraska leads 5-4
At Devaney Center: Michigan State leads, 3-2
- In East Lansing: Michigan State leads 6-1
At Breslin Center: Michigan State leads 4-1

- In Kansas City: Michigan State leads 1-0
- In Atlanta: Michigan State Leads 1-0
- In Big Ten Conference games: Michigan State leads, 4-0
- In Big Ten Tournament games: 0-0

Husker-Spartan Superlatives

- Most consecutive wins (year ended): Nebraska 2 (1920; 1993-1994); Michigan State 4 (2012-13)
- Most points scored: Nebraska, 96, at Lincoln, Neb., Dec. 10, 1994; Michigan State, 101, at East Lansing, Mich., Dec. 4, 1991
- Highest combined score: 187, Michigan State, 91, Nebraska, 96, at Lincoln, Neb., Dec. 10, 1994
- Biggest winning margin: Nebraska, 19, at Lincoln, Neb., Feb. 14, 1920; Michigan State, 28, Feb. 25, 2012

Date	Site	Rankings	Result	Neb.	MSU
2-13-20	H	-/-	W	43	26
2-14-20	H	-/-	W	39	20
12-27-56	N	-/-	L	65	79
12-20-58	A	-/11	L	55	80
12-17-59	H	-/-	L (2OT)	80	82
12-20-67	A	-/-	L	70	74
12-16-68	H	-/-	W	73	59
12-29-83	N	-/-	L	45	58
11-30-88	H	-/-	L	75	77
11-29-89	A	-/-	L	69	80
11-28-90	H	-/5	W	71	69
12-4-91	A	-/22	L	78	101
12-18-93	A	-/6	W	85	81
12-10-94	H	-/15	W (OT)	96	91
12-31-11	H	-/16	L	55	68
2-25-12	A	-/6	L	34	62
1-13-13	A	-/22	L	56	66
2-16-13	H	-/8	L	64	73

MINNESOTA (MINNESOTA LEADS 52-16)

- In Lincoln: Minnesota leads 11-9
At Devaney Center: Nebraska leads, 4-3
- In Minneapolis: Minnesota leads 37-8
At Williams Arena: Minnesota leads 18-4
- In Hilo, Hawaii: Nebraska leads 1-0
- In Big Ten Conference games: Minnesota leads, 3-1
- In Big Ten Tournament games: 0-0
- Note:** Minnesota vacated win vs. NU in 1995, 1996 & 1998

Husker-Gopher Superlatives

- Most consecutive wins (year ended): Nebraska 3 (1934-36); Minnesota 17 (1937-58)
- Most points scored: Nebraska, 96, at Hilo, Hawaii, Nov. 26, 1995; Minnesota, 91, at Minneapolis, Minn., Dec. 9, 1995
- Highest combined score: 181, Nebraska, 96, Minnesota, 85, at Hilo, Hawaii, Nov. 26, 1995
- Biggest winning margin: Nebraska, 29, at Lincoln, Neb., Dec. 8, 2002; Minnesota, 42, at Minneapolis, Minn., Feb. 15, 1902

Date	Site	Rankings	Result	Neb.	Minn.
2-15-1902	A	-/-	L	9	52
3-7-1903	A	-/-	L	14	41
2-18-1904	A	-/-	L	21	42
1-20-05	A	-/-	W	22	21
1-21-05	A	-/-	W	28	25
3-24-06	A	-/-	L	16	25
2-15-1907	A	-/-	L	19	20
2-16-1907	A	-/-	L	18	20
2-28-1908	A	-/-	L	12	43
2-29-1908	A	-/-	L	10	32
2-5-1909	A	-/-	L	17	24
2-6-1909	A	-/-	L	21	39
2-19-1909	H	-/-	L	26	28
2-20-1909	H	-/-	L	20	29
2-18-10	A	-/-	L	14	33
2-19-10	A	-/-	L	9	27
1-27-11	A	-/-	L	10	25

THIS IS NEBRASKA OUTLOOK 2013-14 HUSKERS COACHES ADMINISTRATION OPPONENTS REVIEW RECORDS HISTORY MEDIA

1-28-11	A	-/-	L	15	40
1-26-12	A	-/-	L	15	40
1-25-13	A	-/-	L	11	20
2-6-14	A	-/-	W	21	16
2-7-14	A	-/-	W	14	9
1-8-15	A	-/-	L	18	22
1-9-15	A	-/-	L	9	23
12-29-31	A	-/-	L	24	32
12-23-32	A	-/-	L	25	27
1-2-33	H	-/-	L	22	32
1-1-34	A	-/-	L	16	32
12-29-34	H	-/-	W	26	24
12-20-35	A	-/-	W	41	24
12-21-36	H	-/-	W	29	24
12-20-37	A	-/-	L	28	33
12-21-38	H	-/-	L	37	66
12-23-39	A	-/-	L	37	61
12-21-40	H	-/-	L	36	43
12-27-41	A	-/-	L	32	56
12-13-43	A	-/-	L	21	40
1-22-44	H	-/-	L	32	45
12-22-44	H	-/-	L	54	55
12-8-45	A	-/-	L	30	55
12-23-46	H	-/-	L	58	66
12-13-47	A	-/-	L	59	63
12-6-48	H	-/-	L	52	61
12-2-50	A	-/-	L	41	55
12-8-51	H	-/-	L	55	63
12-13-52	A	-/-	L	62	71
12-5-53	A	-/-	L	64	75
12-13-58	A	-/-	L	57	78
12-7-59	H	-/-	W	76	66
12-8-76	H	-/-	L	58	66
12-19-77	A	-/-	W	63	49
11-28-78	H	-/-	W	58	48
12-15-79	A	-/-	L	58	75
11-26-95^	N	-/-	W	96	85
12-9-95^	A	-/-	L	80	91
12-21-96^	H	-16	L	56	70
12-13-97^	A	-/-	W	70	66
12-19-98^	H	-18	L	51	55
12-31-99	H	-/-	W	90	78
12-28-00	A	-/-	L(OT)	70	74
12-22-01	A	-/-	L	72	81
12-8-02	H	-20	W	80	60
12-29-03	A	-/-	W	77	60
12-8-04	H	-/-	L	48	57
2-5-12	H	-/-	L	61	69
3-3-12	A	-/-	L	69	81
1-29-13	A	-23	L	65	84
3-6-13	H	-/-	W	53	51

^later vacated

NORTHWESTERN (NEBRASKA LEADS 4-2)

- In Lincoln: Nebraska leads 2-0
 - At Devaney Center: Nebraska leads 1-0
- In Evanston: Northwestern leads, 2-1
 - At Welsh-Ryan Arena: Tied, 1-1
- St. Charles, Mo.: Nebraska leads 1-0
- In Big Ten Conference games: Tied, 1-1
- In Big Ten Tournament games: 0-0

Husker-Wildcat Superlatives

- Most consecutive wins (year ended): Nebraska 3 (1975-1999); Northwestern 1 (1933, 2012)
- Most points scored: Nebraska, 79, at Lincoln, Neb., Nov. 29, 1975; Northwestern, 84, at Evanston, Ill., Feb. 2, 2012
- Highest combined score: 168, Northwestern, 84, Nebraska, 74, at Evanston, Ill., Feb. 2, 2012
- Biggest winning margin: Nebraska, 15, at Lincoln, Neb., Jan. 26, 2013; Northwestern, 13, at Evanston, Ill., Dec. 21, 1933

Date	Site	Rankings	Result	Neb.	NW
12-21-33	A	-/-	L	22	35
11-29-75	H	-/-	W	79	68
12-20-76	A	-/-	W	71	68
11-27-99	N	-/-	W	61	52
2-2-12	A	-/-	L	74	84
1-26-13	H	-/-	W	64	49

OHIO STATE (OSU LEADS 9-2)

- In Lincoln: Ohio State leads, 3-1
 - At Devaney Center: Ohio State leads 3-0
- In Columbus: Ohio State leads 5-0
 - At Value City Arena: Ohio State leads, 2-0
- El Paso, Texas: Nebraska leads 1-0
- In Big Ten Conference games: Ohio State leads, 4-0
- In Big Ten Tournament games: Ohio State leads, 1-0

Husker-Buckeye Superlatives

- Most consecutive wins (year ended): Nebraska 1 (1936, 1985); Ohio State 8 (1987-present)
- Most points scored: Nebraska, 76, at Columbus, Ohio, Dec. 14, 1988; Ohio State, 103, at Columbus, Ohio, Dec. 14, 1988
- Highest combined score: 170, Ohio State, 103, Nebraska, 76, at Columbus, Ohio, Dec. 14, 1988
- Biggest winning margin: Nebraska, 9, at Lincoln, Neb., Dec. 12, 1936; Ohio State, 34, at Lincoln, Neb., Jan. 21, 2012.

Date	Site	Rankings	Result	Neb.	OSU
12-22-36	H	-/-	W	32	23
12-11-37	A	-/-	L	31	42
12-30-85	N	-/-	W	69	66
12-5-87	H	-/-	L	63	72
12-14-88	A	-14	L	76	103
3-20-89	A	-/-	L	74	85
1-3-12	A	-/8	L	40	71
1-21-12	H	-/6	L	45	79
1-2-13	A	-/8	L	44	70
2-2-13	H	-/11	L	56	63
3-15-13	N	-/10	L	50	71

PENN STATE (NEBRASKA LEADS 4-3)

- In Lincoln: Nebraska leads, 3-1
 - At Devaney Center: Nebraska leads, 3-1
- State College: Penn State leads 2-1
 - Bryce Jordan Center: Tied, 1-1
- In Big Ten Conference games: Tied, 1-1
- In Big Ten Tournament games: 0-0

Husker-Nittany Lion Superlatives

- Most consecutive wins (year ended): Nebraska 2 (2013); Penn State 2 (1981-1995)
- Most points scored: Nebraska, 75, at Lincoln, Neb., Dec. 9, 1980; Penn State, 68, at University Park, Pa., Feb. 11, 2012
- Highest combined score: 132, Nebraska, 68, Penn State, 64, at University Park, Pa., Jan. 19, 2013
- Biggest winning margin: Nebraska, 25, at Lincoln, Neb., Dec. 9, 1980; Penn State, 16, at University Park, Pa., Feb. 11, 2012

Date	Site	Rankings	Result	Neb.	PSU
12-9-80	H	-/-	W	75	50
12-21-81	A	-/-	L	58	60
3-21-95	H	-/-	L	59	65
1-11-12	H	-/-	W	70	58
2-11-12	A	-/-	L	51	67
1-19-13	A	-/-	W	68	64
2-9-13	H	-/-	W	67	53

PURDUE (PURDUE LEADS 9-3)

- In Lincoln: Purdue leads 4-2
 - At Devaney Center: Purdue leads 2-0
- West Lafayette: Purdue leads 4-0
 - Mackey Arena: Purdue leads 2-0
- In Big Ten Conference games: Purdue leads, 2-0
- In Big Ten Tournament games: Tied, 1-1

Husker-Boilermaker Superlatives

- Most consecutive wins (year ended): Nebraska 1 (1956, 1964, 2013); Purdue 5 (1978-2013)
- Most points scored: Nebraska, 96, at Lincoln, Neb., Dec. 5, 1964; Purdue, 85, at Lincoln, Neb., Dec. 5, 1964
- Highest combined score: 181, Nebraska, 96, Purdue, 85, at Lincoln, Neb., Dec. 5, 1964

- Biggest winning margin: Nebraska, 11, at Lincoln, Neb., Dec. 5, 1964; Purdue, 22, at West Lafayette, Ind., Dec. 11, 1979.

Date	Site	Rankings	Result	Neb.	Pur.
12-8-47	H	-/-	L	56	60
12-17-48	A	-/-	L	47	64
12-17-56	H	-/-	W	65	62
12-14-57	H	-/-	L	61	70
12-7-63	A	-/-	L	75	81
12-5-64	H	-/-	W	96	85
12-2-78	H	-/-	L	47	58
12-11-79	A	-/9	L	56	78
2-22-12	A	-/-	L	65	83
3-8-12	N	-/-	L	61	79
1-16-13	H	-/-	L	56	65
3-15-13	N	-/-	W	57	55

WISCONSIN (TIED 10-10)

- In Lincoln: Nebraska leads 5-3
 - At Devaney Center: Tied 2-2
- In Madison: Wisconsin leads, 6-4
 - Kohl Center: Wisconsin leads, 2-0
- In Honolulu, Hawaii: Nebraska leads 1-0
- In Fairbanks, Alaska: Wisconsin leads 1-0
- In Big Ten Conference games: Wisconsin leads, 3-1
- In Big Ten Tournament games: 0-0

Husker-Badger Superlatives

- Most consecutive wins (year ended): Nebraska 8 (1956-91); Wisconsin 5 (1998-present)
- Most points scored: Nebraska, 101, at Madison, Wis., Dec. 1, 1965; Wisconsin, 88, at Madison, Wis., Dec. 1, 1965
- Highest combined score: 189, Nebraska, 101, Wisconsin 88, at Madison, Wis., Dec. 1, 1965
- Biggest winning margin: Nebraska, 21, at Lincoln, Neb., Dec. 11, 1991; Wisconsin, 39, at Madison, Wis., March 3, 1908

Date	Site	Rankings	Result	Neb.	Wis.
1903-04	H	-/-	W	25	22
2-21-1907	A	-/-	L	31	35
3-3-1908	A	-/-	L	4	43
1-4-22	A	-/-	L	14	27
12-30-39	A	-/-	W	53	43
1-4-41	H	-/-	L	31	46
12-19-55	A	-/-	L	52	71
12-10-56	H	-/-	W	53	51
12-1-65	A	-/-	W	101	88
11-30-68	H	-/-	W	68	55
12-27-79	N	-/-	W (OT)	83	82
12-5-83	A	-/-	W (2OT)	71	69
12-12-84	H	-/-	W	53	51
12-11-90	A	-/-	W	75	63
12-11-91	H	-/-	W	86	67
11-22-98	N	-/-	L	41	78
12-27-11	H	-/11	L	40	64
1-15-12	A	-/-	L	45	50
1-6-13	H	-/-	L	41	47
2-26-13	A	-/17	L	46	77

SERIES VS. NON-CONFERENCE OPPONENTS

Air Force (NU leads 4-1)

12-5-59	H	W	68-54
12-9-61	A	L	49-58
12-8-62	H	W	43-39
12-9-72	N	W	57-53
12-28-81	N	W	63-47
Totals			280-251

Alabama (NU trails 0-2)

12-20-54	A	L	76-88
12-29-85	N	L	61-78
Totals			137-166

Alabama A&M (NU leads 3-0)

12-21-05	H	W	67-60
12-17-06	H	W	82-55
11-17-07	H	W	59-45
Totals			208-160

UAB (Series tied 2-2)

11-24-78	A	W	64-55
12-22-79	H	W	92-84 (40T)
12-2-04	A	L	66-80
12-3-05	H	L	72-73
Totals			294-292

Alabama State (NU leads 1-0)

12-3-08	H	W	80-51
---------	---	---	-------

Alaska-Fairbanks (Series tied 1-1)

12-9-00	H	W	84-55
11-23-02	N	L	61-64
Totals			125-119

Alcorn State (NU leads 3-0)

12-29-07	H	W	77-53
12-8-10	H	W	78-57
12-17-11	H	W	60-46
Totals			215-156

Angelo State (NU leads 1-0)

1-5-80	H	W	83-70
--------	---	---	-------

Appalachian State (NU leads 2-1)

12-19-92	H	W	93-83
12-1-93	A	L	82-91
12-31-94	H	W	108-71
Totals			283-245

Arizona (Series tied 2-2)

12-21-60	H	W	79-55
12-23-68	A	L	63-68
12-20-69	H	W	79-69
12-18-99	N	L	59-80
Totals			280-272

Arizona State (NU trails 3-4)

12-20-68	A	L	76-83
12-7-74	A	L	62-83
12-23-85	H	W	80-67
12-28-02	A	L	63-75
12-3-03	H	W	68-60
12-2-07	H	W	62-47
12-7-08	A	L	44-64
Totals			455-479

Arkansas (NU trails 2-6)

12-16-32	H	L	24-41
12-12-46	N	L	46-57
12-30-80	A	L	52-64
1-9-82	H	L	50-51
1-3-83	N	L	58-64
12-10-83	H	W	67-54
3-17-87	H	W	78-71
3-12-98	N	L	65-74
Totals			440-476

Arkansas-Little Rock (NU leads 1-0)

3-26-87	N	W	76-67
---------	---	---	-------

Arkansas-Pine Bluff (NU leads 4-0)

11-23-04	H	W	97-40
11-27-06	H	W	71-42
11-22-08	H	W	67-53
11-15-10	H	W	83-40
Totals			318-175

Arkansas State (NU leads 1-0)

3-16-89	H	W	81-79
---------	---	---	-------

Arkansas Tech (NU leads 1-0)

11-25-78	H	W	70-59
----------	---	---	-------

Augustana (S.D.) (NU leads 3-0)

12-14-68	H	W	73-56
12-4-69	H	W	75-56
11-26-83	H	W	113-69
Totals			261-181

Baker (NU leads 3-0)

1904-05	H	W	49-19
2-3-1906	H	W	34-23
2-21-1906	A	W	33-27
Totals			116-69

Ball State (NU trails 1-2)

12-27-80	A	L	62-67
12-19-81	H	W	71-57
11-24-02	N	L	65-73
Totals			191-203

Baylor (NU leads 12-10)

12-17-49	H	W	69-55
12-9-1981	A	W	64-63
12-11-82	H	W	59-56
11-28-87	N	L	79-82
2-19-97	A	L	60-71
2-14-98	H	W	66-55
3-6-98	*N	W	65-46
1-16-99	A	W	68-55
1-22-00	H	W	69-55
3-9-00	*N	L	*55-63
2-10-01	A	L	58-69
2-27-02	H	W	75-55
2-22-03	A	L	64-78
1-21-04	H	W	76-47
2-12-05	A	W	74-63
2-4-06	H	W	60-45
2-21-07	A	L	59-63
1-19-08	H	L	70-72
3-7-09	A	W	66-62
3-11-09	N	L	49-65
2-10-10	H	L	53-55
2-9-11	A	L	70-74
Totals			1373-1349

Bellevue (NU leads 1-0)

3-20-1906	A	W	39-27
-----------	---	---	-------

Bethune-Cookman (NU leads 1-0)

12-20-04	H	W	70-26
----------	---	---	-------

Bowling Green (NU leads 2-1)

12-15-90	H	W	99-85
12-7-96	H	W	73-68
1-1-97	N	L	55-58
Totals			227-211

Bradley (NU trails 2-5)

12-30-37	A	L	30-50
12-17-38	H	L	24-39
12-29-45	A	L	33-53
12-12-49	A	L	54-64
12-20-52	A	W	73-65
12-18-54	A	W	93-68
12-18-58	A	L	48-85
Totals			355-424

Brandeis (Omaha) (NU leads 1-0)

1916-17	W	29-11
---------	---	-------

Brigham Young (NU trails 1-4)

1-5-31	H	L	44-55
12-17-31	H	L	27-31
12-17-35	H	W	53-34
12-28-35	A	L	39-46
12-23-09	N	L	66-88
Totals			229-254

Brooklyn (NU leads 2-0)

1-7-87	H	W	62-46
12-21-87	H	W	72-44
Totals			134-90

Brown College "B" (NU leads 1-0)

3-15-1906	H	W	57-12
-----------	---	---	-------

Burgess-Nash (NU leads 1-0)

1-30-16	A	W	24-20
---------	---	---	-------

Butler (NU leads 2-1)

12-30-29	A	L	26-38
2-2-31	H	W	32-14
12-29-86	N	W	67-56
Totals			125-108

California (NU trails 6-7)

1-7-38	H	W	38-32
12-26-38	A	W	46-43
12-27-38	A	L	30-58
1-6-40	H	W	46-32
12-26-40	A	L	24-30
12-11-50	A	L	59-62
12-22-61	A	L	49-50
12-21-64	H	W	87-80
12-22-64	H	W	63-59
12-10-65	A	L	71-87
12-11-65	A	W	70-68
12-21-68	N	L	73-86
12-8-72	N	L	50-75
Totals			706-762

California-Davis (NU leads 1-0)

12-16-77	H	W	69-64
----------	---	---	-------

California-Irvine (Series tied 2-2)

12-1-69	H	W	76-73
12-28-84	N	W	73-67
12-2-85	H	L	80-87
11-28-86	A	L	101-109
Totals			330-336

California Santa Barbara (NU leads 2-0)

12-22-78	N	W	75-55
12-27-02	N	W	60-57
Totals			135-112

Cal State Bakersfield (NU leads 1-0)

12-13-79	H	W	94-80
----------	---	---	-------

Cal State Fullerton (NU leads 1-0)

12-4-67	H	W	111-74
---------	---	---	--------

Camp Funston (NU trails 0-1)

1917-18	H	L	14-43
---------	---	---	-------

Canisius (Series tied 1-1)

12-29-36	A	L	34-39
3-13-85	H	W	79-66
Totals			113-105

Carleton (NU trails 0-2)

1-4-32	H	L	30-40
12-22-32	A	L	19-23
Totals			49-63

Centenary (NU leads 1-0)

11-21-02	N	W	68-45
----------	---	---	-------

Central City (NU leads 1-0)

1-26-07	H	W	40-9
---------	---	---	------

Central Michigan (NU leads 2-0)

12-20-11	H	W	72-69
12-22-12	N	W	89-75
Totals			161-144

Chaminade (NU leads 2-0)

11-29-87	A	W	76-75
12-28-88	A	W	86-85
Totals			162-160

Charlotte (NU leads 1-0)

3-19-08	H	W	67-48
---------	---	---	-------

Cheyenne Business College (NU trails 0-1)

2-7-1903	A	L	28-42
----------	---	---	-------

Chicago Central (NU trails 0-1)

1904-05	A	L	22-59
---------	---	---	-------

Chicago State (NU leads 3-0)

1-16-90	H	W	92-57
12-17-05	H	W	76-65
12-10-09	H	W	74-39
Totals			242-161

Cincinnati (NU trails 0-3)

12-18-48	A	L	46-64
12-19-60	A	L	60-75
12-31-96	N	L	73-84
Totals			179-223

The Citadel (NU leads 3-0)

12-30-90	A	W	94-80
12-2-91	H	W	84-61
12-7-92	H	W	86-46
Totals			264-187

Colgate (NU leads 3-1)

2-25-21	H	L	15-21
2-26-21	H	W	24-15
12-4-92	H	W	108-76
12-5-98	H	W	60-48
Totals			207-160

College of Charleston (NU leads 1-0)

11-27-94	N	W	74-72
----------	---	---	-------

Colorado (NU leads 77-71)

2-5-03	A	W	28-12
1-16-20	A	W	27-16
1-16-20	A	W	24-17
1-10-38	H	W	29-18
1-17-48	A	W	59-55
2-25-48	H	W	58-53
2-5-49	H	W	45-43
2-26-49	A	W	56-45
12-28			

1-12-57	A	L	56-60
2-17-58	H	W	50-41
3-8-58	A	L	52-54
12-29-58	*N	L	50-54
1-5-59	A	L	50-57
2-23-59	H	W	62-61
12-26-59	*N	L	55-64
1-16-60	A	L	57-62 (OT)
1-30-60	H	L	54-58
1-9-61	H	W	65-61
1-14-61	A	W	51-66**
1-13-62	H	L	56-58
2-10-62	A	L	63-74
12-28-62	*N	L	47-59
1-7-63	H	L	47-75
3-4-63	A	L	51-80
12-30-63	*N	L	58-80
2-15-64	H	L	52-60
3-9-64	A	L	73-89
12-28-64	*N	L	52-70
2-6-65	A	L	52-62
2-13-65	H	W	66-59
2-21-66	H	W	70-63
3-7-66	A	L	88-95
12-30-66	*N	L	66-73
1-14-67	H	W	84-80
3-11-67	A	L	57-64
2-1-68	H	W	87-73
2-24-68	A	L	73-75
2-8-69	A	L	81-83
2-24-69	H	W	79-65
12-27-69	*N	L	60-72
1-17-70	H	W	60-58
2-10-70	A	L	59-76
12-29-70	*N	W	77-67
2-16-71	A	W	65-63
3-6-71	H	W	85-71
1-15-72	H	W	67-55
2-26-72	A	L	57-67
2-6-73	H	L	59-67
3-6-73	A	L	63-71
2-12-74	A	L	64-65
3-5-74	H	W	65-42
1-25-75	H	W	85-59
2-15-75	A	L	61-62
1-24-76	A	W	66-64
2-14-76	H	W	80-61
12-28-76	*N	L	50-55
1-12-77	H	W	69-54
2-2-77	A	W	73-62
1-11-78	A	L	64-73
2-1-78	H	W	86-75
12-12-78	*N	L	61-74
1-13-79	A	L	61-64
2-3-79	H	W	79-52
1-19-80	A	W	53-44
2-16-80	H	L	55-56
1-21-81	H	L	59-62
2-11-81	A	W	57-56
3-3-81	***N	L	66-70
1-30-82	A	W	74-57
2-24-82	H	W	79-57
1-22-83	A	L	69-72
2-12-83	H	W	68-56
1-28-84	A	L	57-60
2-25-84	H	W	75-67
1-23-85	H	W	85-67
2-13-85	A	L	61-64
2-1-86	A	W	77-60
2-26-86	H	W	79-72
1-17-87	H	W	86-66
2-7-87	A	W	68-65
1-30-88	A	W	63-57
2-21-88	H	W	75-67
2-8-89	A	L	80-83
2-22-89	H	W	97-59
2-7-90	A	W	91-82
2-28-90	H	W	96-82
1-22-91	A	L	69-86
2-9-91	H	W	86-72

1-11-92	A	W	84-74
2-29-92	H	W	84-70
1-25-93	A	W	82-67
2-24-93	H	W	76-67
1-8-94	H	W	106-67
1-19-94	A	L	81-86
2-8-95	A	W	100-86
2-25-95	H	L	74-80
1-10-96	H	W	79-74
2-28-96	A	L	64-78
1-4-97	A	L	73-79
2-5-97	H	W	77-69
1-11-98	H	W	87-72
2-21-98	A	W	79-71
1-23-99	H	W	72-55
2-3-99	A	W	57-52
2-8-00	A	L	58-70
2-26-00	H	W	69-64
2-3-01	H	L	57-60
2-17-01	A	W	87-82 (OT)
1-12-02	H	W	75-67
2-5-02	A	L	61-84
3-7-02	***N	L	60-67
1-18-03	H	W	80-77 (OT)
3-8-03	A	L	69-84
1-14-04	H	L	60-68
3-6-04	A	L	75-78
1-12-05	A	W	68-61
3-2-05	H	W	70-55
1-25-06	A	L	59-81
2-22-06	H	W	93-77
1-20-07	H	W	71-50
3-3-07	A	L	69-73
1-15-08	A	L	51-55
3-9-08	H	W	68-49
2-4-09	A	W	55-53
2-18-09	H	W	46-41
1-27-10	A	L	60-72
3-2-10	H	L	68-81
1-18-11	H	W	79-67
3-5-11	A	L	57-67
Totals			9,800-9,351
*at Kansas City **Colorado forfeit			
***Phillips 66 Big Eight Championship			
Colorado College (NU leads 6-1)			
2-4-1903	A	W	39-11
1-14-20	A	W	32-19
1-15-20	A	L	23-25
3-5-20	H	W	23-9
3-6-20	H	W	33-12
1-4-29	A	W	32-24
1-5-29	A	W	48-26
Totals			230-127
Colorado State (NU leads 7-3)			
12-23-47	H	W	67-47
12-19-70	H	W	69-65
12-16-72	N	L	51-57
12-22-80	H	W	54-48
12-23-81	A	L	51-58 (OT)
1-4-84	H	W	56-54
1-12-85	A	W	88-78 (2OT)
3-14-96	A	W	91-83
11-25-97	H	W	64-57
12-12-98	A	L	49-75
Totals			640-622
Columbia (NU leads 1-0)			
1-2-88	H	W	82-62
Connecticut (NU trails 0-2)			
3-19-92	N	L	65-86
3-21-97	A	L	67-76
Totals			132-162
Coppin State (NU leads 1-0)			
12-6-96	H	W	88-72
Cornell (NU leads 2-0)			
12-29-55	N	W	70-69
12-29-82	N	W	66-56
Totals			136-125

Cotner College (NU leads 4-1)			
12-12-1908	H	W	28-24
1-7-11	H	L	17-35
1-11-13	H	W	29-18
1-17-14	H	W	56-11
1916-17	W		42-10
Totals			172-98
Creighton (NU leads 25-21)			
1922-23	A	L	24-46
1923-24	H	W	25-21
2-28-25	A	W	15-11
1-9-26	A	W	20-15
2-15-26	H	L	11-15
3-4-32	A	L	18-47
3-7-32	H	L	26-28
12-9-77	H	W	65-58
12-9-78	A	L	61-78
12-8-79	H	W	64-55
12-6-80	A	L	61-66 (OT)
12-5-81	H	W	86-46
12-4-82	A	W	65-62
12-3-83	H	W	65-56
3-15-84	A	W	56-54
12-8-84	A	W	78-73
12-7-85	H	W	71-52
12-6-86	A	L	66-78
1-3-87	H	W	70-65 (OT)
12-9-87	A	L	73-88
11-26-88	H	W	86-77
12-14-89	A	L	83-86
12-6-90	H	W	97-63
12-7-91	A	W	90-85
12-10-92	H	W	100-83
12-9-93	A	W	67-53
12-7-94	H	W	85-57
12-6-95	A	W	88-67
1-8-97	H	W	71-52
12-10-97	A	L	73-84
12-9-98	H	W	76-60
12-9-99	A	L	72-89
1-2-01	H	L	51-62
12-12-01	A	L	70-76
12-21-02	H	L	73-81
12-10-03	A	L	54-61
3-16-04	A	W	71-70
12-11-04	H	L	48-50
12-11-05	A	L	44-70
11-18-06	H	W	73-61
11-24-07	A	L	62-74
11-29-08	H	W	54-52
12-06-09	A	L	61-67
12-5-10	H	W	59-54
12-4-11	A	L	66-76
12-6-12	H	L	42-64
Totals			2,946-2,793
Crete (NU leads 1-0)			
1-4-1907	A	W	82-8
Davidson (NU trails 0-1)			
11-19-2010	N	L	67-70
Delaware State (NU leads 3-0)			
12-29-94	H	W	94-52
12-20-95	H	W	88-41
12-8-03	H	W	68-39
Totals			250-132
Denver (NU leads 6-2)			
3-1-1907	H	W	40-13
1-26-35	H	W	34-22
1-7-36	A	L	35-45
12-16-57	H	W	68-63
12-13-60	H	W	77-52
12-15-62	H	L	54-63
11-26-82	H	W	94-58
1-4-02	H	W	79-75 (OT)
Totals			481-391
Denver YMCA (NU leads 1-0)			
2-3-1903	A	W	44-29

DePaul (NU trails 1-4)			
3-4-08	A	W	25-18
12-22-33	A	L	13-33
2-24-39	H	L	33-37
12-11-43	A	L	15-55
3-28-83	N	L	58-68
Totals			144-211
Detroit (NU trails 3-4)			
12-28-37	A	L	33-34
1-2-40	H	L	46-47
12-29-41	A	L	29-33
1-31-59	H	W	91-77
12-17-60	A	L	62-71
12-22-86	H	W	71-55
12-7-87	A	W	63-58
Totals			332-375
Doane (NU leads 2-0)			
1-17-1899	H	W	52-7
1899-00	H	W	57-3
Totals			109-10
Drake (NU leads 43-14)			
1-22-1909	H	W	39-30
1-23-1909	H	W	34-12
2-10-1909	A	L	12-34
2-11-1909	A	L	15-25
1-28-10	H	W	40-14
1-29-10	H	W	27-6
2-8-10	A	W	20-16
2-10-10	A	W	22-13
1-12-12	H	W	42-24
1-13-12	H	W	35-13
2-21-12	A	W	33-15
2-22-12	A	W	46-14
1-31-13	H	W	32-7
2-1-13	H	W	24-15
2-19-13	A	W	21-4
2-20-13	A	W	25-11
2-13-14	H	W	32-20
2-14-14	H	W	31-10
2-19-14	A	W	36-17
2-10-15	A	W	14-5
2-11-15	A	W	23-14
2-19-15	H	L	19-20
2-20-15	H	W	27-11
1-21-16	H	W	41-12
1-22-16	H	W	44-16
2-23-16	A	W	34-24
2-24-16	A	W	40-15
1916-17	W		23-13
1916-17	W		26-18
1917-18	A	W	32-10
1917-18	A	W	21-14
1-22-19	A	W	34-13
1-25-19	A	W	24-14
1-30-19	H	L	15-22
2-1-19	H	W	19-9
2-18-22	A	L	32-34
2-28-22	H	L	15-29
1922-23	H	L	18-30
1-25-23	A	L	25-36
1923-24	A	L	15-19
1923-24	H	L	12-25
1-17-25	H	W	20-8
3-2-25	A	L	10-18
2-2-26	A	W	23-21
3-1-26	H	W	22-21
1926-27	H	L	34-35
3-4-27	A	W	46-32
1-14-28	A	L	28-32
2-14-28	H	W	34-27
2-16-29	H	W	37-24
2-23-29	A	W	33-26
1-24-31	H	W	30-25
1-9-32	A	W	33-19
12-9-46	H	W	48-44
1-31-47	A	W	65-44
12-30-87	A	L	68-85
12-23-88	H	W	65-57
Totals			1,715-1,221

Duquesne (NU trails 1-2)

12-20-48	A	L	49-55
12-9-69	H	W	82-77
12-6-71	A	L	53-75
Totals			184-207

Eastern Illinois (NU leads 5-0)

12-3-90	A	W	94-64
1-4-92	H	W	81-68
1-2-93	H	W	70-54
11-23-99	H	W	81-78 (20T)
11-21-00	H	W	85-71
Totals			411-335

Eastern Michigan (NU leads 1-0)

11-29-03	H	W	67-59
----------	---	---	-------

Eastern Washington (NU leads 5-0)

12-3-79	H	W	82-68
1-14-84	H	W	105-71
12-21-91	H	W	102-67
12-31-02	H	W	63-60
12-18-10	H	W	72-42
Totals			361-248

Emporia State (NU leads 1-0)

2-4-56	H	W	72-59
--------	---	---	-------

Evansville (Series tied 1-1)

1-3-85	A	L	73-80
1-6-86	H	W	77-70
Totals			150-150

Fairleigh Dickinson (NU leads 1-0)

11-22-03	H	W	80-64
----------	---	---	-------

Florida A&M (NU leads 2-0)

12-20-93	H	W	86-61
1-5-09	H	W	81-56
Totals			167-117

Florida Gulf Coast (NU leads 1-0)

12-7-01	H	W	51-50
---------	---	---	-------

Florida State (NU trails 0-1)

12-31-05	N	L	60-74
----------	---	---	-------

Fond du Lac (NU trails 0-1)

1900-01	A	L	20-32
---------	---	---	-------

Fordham (NU leads 1-0)

12-30-92	N	W	79-55
----------	---	---	-------

Fort Dodge (NU leads 5-1)

1904-05		W	53-27
3-21-1906	A	W	33-23
2-14-1907	A	W	34-22
2-9-14	A	W	38-22
1917-18	H	W	19-16
1917-18	H	L	14-21
Totals			171-132

Fort Dodge Company G (NU trails 0-1)

1-6-15	A	L	18-23
--------	---	---	-------

Fort Riley (NU leads 1-0)

2-20-1906	A	W	43-13
-----------	---	---	-------

Fresno State (NU leads 2-0)

12-15-51	H	W	72-48
3-22-96	A	W	83-71
Totals			155-119

Furman (NU leads 2-0)

1-4-88	A	W	75-74 (OT)
12-17-88	H	W	69-56
Totals			144-130

Gardner Naval Reserve (NU trails 0-2)

1-21-43	H	L	37-52
2-6-43	N	L	37-43
Totals			74-95

George Washington (NU trails 0-1)

1-2-37	A	L	22-41
--------	---	---	-------

Georgia (Series tied 1-1)

12-20-85	H	L	63-67
3-16-95	H	W	69-61
Totals			132-128

Georgia Southern (NU leads 1-0)

12-1-95	H	W	82-59
---------	---	---	-------

Georgia State (NU leads 2-0)

1-4-73	N	W	63-54
12-11-73	H	W	78-75 (OT)
Totals			141-129

Georgia Tech (NU trails 0-1)

12-28-83	A	L	49-66
----------	---	---	-------

Grambling State (NU leads 3-1)

1-6-88	H	L	68-71 (OT)
12-2-95	H	W	96-80
12-6-97	H	W	85-48
12-21-10	H	W	79-39
Totals			328-238

Great Lakes (NU trails 0-1)

1-24-42	H	L	40-50
---------	---	---	-------

Greeley HS (NU leads 1-0)

2-6-1903	A	W	25-15
----------	---	---	-------

Grinnell (NU leads 17-7)

2-23-1907	A	L	21-27
3-7-1908	A	L	14-37
1916-17		L	9-22
1-23-19	A	W	24-14
1-24-19	A	L	15-16
3-12-19	H	W	27-15
3-13-19	H	L	21-22
1-14-21	H	W	31-10
1-15-21	H	W	28-15
2-11-21	A	W	31-16
2-12-21	A	W	29-22
1-14-22	H	W	27-17
2-7-22	A	W	28-25
1-27-23	A	W	20-13
1922-23	H	L	17-32
1923-24	A	W	32-19
1923-24	H	W	32-18
2-9-25	H	W	35-27
3-3-25	A	L	21-36
1-16-26	H	W	24-14
1-30-26	A	W	39-18
1926-27	H	W	30-22
2-10-28	A	W	35-22
2-28-28	H	W	35-16
Totals			625-495

Hamline (NU leads 2-0)

1-7-15	A	W	20-9
1916-17		W	15-8
Totals			35-17

Harvard (NU leads 3-0)

12-30-48	N	W	56-54
1-3-53	H	W	92-53
12-1-89	H	W	117-79
Totals			265-186

Haskell (NU trails 0-2)

2-28-1902	A	L	29-79
1-17-1903	A	L	18-25
Totals			47-104

Hastings (NU leads 1-0)

1-13-20	A	W	47-9
---------	---	---	------

Hawaii (NU trails 2-6)

12-11-67	A	L	74-82
12-13-67	A	L	72-86
12-2-76	A	W	64-59
12-3-76	A	W	60-59
12-29-79	N	L	55-67
12-29-97	A	L	62-87
3-22-04	A	L	83-84
12-22-06	N	L	72-81
Totals			542-605

Hawaii-Hilo (NU trails 0-1)

12-1-76	A	L	66-71
---------	---	---	-------

Highland Park (NU trails 1-2)

1903-04		L	Score NA
1904-05		L	34-39
1-23-1908	H	W	51-23
Totals			85-62

Hillyard's (NU trails 0-1)

1926-27	A	L	20-36
---------	---	---	-------

Hofstra (Series tied 1-1)

3-16-06	A	L	62-73
11-21-10	N	W	62-47
Totals			124-120

Houston (NU trails 1-3)

12-3-62	A	L	61-68
12-14-63	H	L	58-64
12-12-69	A	L	82-112
12-23-06	N	W	70-57
Totals			271-301

Hudson College (NU leads 1-0)

2-18-1907	A	W	26-25
-----------	---	---	-------

Idaho (NU trails 3-4)

12-23-49	H	W	66-45
12-17-71	H	W	90-49
1-2-80	A	L	55-64
11-29-80	H	L	53-64
12-5-88	A	L	68-83
12-11-89	H	L	72-79
12-28-90	H	W	85-65
Totals			489-449

Idaho State (NU leads 1-0)

12-3-94	H	W	98-72
---------	---	---	-------

Illinois Wesleyan (NU leads 1-0)

1-4-21	A	W	32-1
--------	---	---	------

Independence (NU leads 1-0)

2-22-1906	A	W	41-16
-----------	---	---	-------

Iona (NU leads 2-0)

3-21-83	H	W	85-73
12-20-00	N	W	81-80
Totals			166-153

Iowa State (NU leads 131-103)

1-15-09	H	W	42-20
1-16-09	H	W	40-21
2-8-09	A	L	16-22
2-9-09	A	W	31-17
1-21-10	H	W	24-21
1-22-10	H	W	29-26
2-11-10	A	L	23-34
2-12-10	A	L	17-18
1-20-11	H	W	41-20
1-21-11	H	L	31-33
2-6-11	A	L	27-31
2-7-11	A	W	22-19
2-2-12	H	W	33-12
2-3-12	H	W	40-14
2-23-12	A	W	31-21
2-24-12	A	W	31-12
2-21-13	A	W	29-12
2-22-13	A	W	16-10
2-28-13	H	W	28-8
3-1-13	H	W	24-12
2-20-14	A	W	15-9
2-21-14	A	W	16-3
2-27-14	H	W	24-16
2-28-14	H	W	41-13
1-15-15	H	W	32-15
1-16-15	H	W	25-12
2-12-15	A	W	24-12
2-13-15	A	L	11-25
2-4-16	H	W	35-21
2-5-16	H	W	31-14
2-25-16	A	W	23-14
2-26-16	A	W	29-17
2-22-17	A	L	7-19
2-23-17	A	L	17-24
3-9-17	H	L	22-24
3-10-17	H	W	24-21
2-9-21	A	L	30-38
2-10-21	A	W	32-23
3-4-21	H	W	33-16
3-5-21	H	W	37-11
1-9-22	A	W	21-14
2-4-22	H	L	7-26
1-26-23	A	W	21-15
2-3-23	H	L	17-21
2-27-24	A	W	18-16
3-3-24	H	W	27-14
2-24-25	H	W	37-17
3-4-25	A	W	28-13
1-23-26	H	W	18-13
2-1-26	A	W	27-12
1-29-27	H	W	35-19
3-3-27	A	L	24-26
1-28-28	H	W	37-26
2-9-28	A	W	32-26
2-2-29	H	W	45-39
2-22-29	A	L	33-37
1-22-30	A	W	32-22
2-22-30	H	W	52-50
1-31-31	H	W	31-19
2-16-31	A	L	28-42
1-8-32	A	W	28-24
2-1-32	H	L	32-33
1-30-33	H	L	25-30 (OT)
2-28-33	A	W	43-16
1-5-34	A	W	37-31 (OT)
2-24-34	H	W	26-21
1-12-35	H	W	32-31
2-23-35	A	L	14-22
1-25-36	A	L	40-41 (OT)
2-15-36	H	W	49-20
1-16-37	H	W	45-33
3-3-37	A	W	48-31
1-29-38	A	W	35-32
2-14-38	H	W	50-23
1-30-39	H	W	51-44
2-27-39	A	L	28-41
1-8-40	H	W	44-28
2-17-40	A	L	33-40
1-25-41	A	W	38-35
2-1-41	H	W	41-36
1-31-42	A	L	33-39
2-7-42	H	W	39-31
1-18-43	A	L	38-50
2-27-43	H	W	51-36
1-8-44	H	L	24-56
2-14-44	A	L	35-58
1-8-45	H	L	38-50
2-19-45	A	L	45-47
1-14-46	A	L	39-57
2-8-46	H	L	45-57
12-13-46	*N	W	54-51
1-20-47	A	L	44-61
2-10-47	H	L	54-56
1-6-48	A	L	44-55
2-21-48	H	W	62-57
1-15-49	H	W	71-50
2-19-49	A	W	44-41
12-30-49	*N	W	85-67 (OT)
1-14-50	H	W	64-46
2-25-50	A	W	56-54 (OT)
1-8-51	H	W	51-49
2-2-51	A	L	51-67
12-29-51	*N	L	66-75
1-28-52	A	L	72-78
2-25-52	H	W	75-53
12-29-52	*N	W	83-79
1-17-53	H	L	60-78
3-2-53	A	L	66-93
1-4-54	A	W	74-60
2-27-54	H	W	78-65
1-4-55	H	W	76-63

MEDIA | HISTORY | RECORDS | REVIEW | OPPONENTS | ADMINISTRATION | COACHES | 2013-14 HUSKERS | OUTLOOK | THIS IS NEBRASKA

2-26-55	A	L	75-82	2-24-90	A	L	85-101	2-27-10	H	L	13-40	1-10-50	H	W	57-56
2-18-56	H	L	69-71 (OT)	1-12-91	H	W	97-87	2-10-11	A	W	15-11	2-11-50	A	L	36-49
3-9-56	A	L	74-94	2-13-91	A	W	65-57	2-11-11	A	L	12-37	12-30-50	*N	L	47-63
12-29-56	*N	L	69-89	2-1-92	H	W	68-63	2-24-11	H	W	34-24	1-6-51	A	L	41-66
2-16-57	A	L	47-59	2-22-92	A	W	80-70	2-25-11	H	W	38-28	2-10-51	H	L	52-61
3-9-57	H	W	67-58	2-3-93	A	L	69-96	1-19-12	A	W	30-26	1-14-52	H	L	66-69
12-30-57	*N	L	51-61	2-27-93	H	W	91-87	1-20-12	A	W	30-26	2-16-52	A	L	52-90
1-18-58	H	L	52-57	1-3-94	A	W	78-72	3-1-12	H	W	49-21	12-27-52	*N	L	66-73
2-1-58	A	L	63-78	2-12-94	H	W	102-96	3-2-12	H	W	29-28	1-12-53	H	L	59-65
1-17-59	H	W	52-49	2-11-95	A	L	69-72 (OT)	3-10-13	H	W	40-25	2-14-53	A	L	58-77
2-28-59	A	L	56-59	3-5-95	H	L	77-79	3-11-13	A	W	18-16	2-13-54	A	L	68-79
1-4-60	A	L	53-57	2-3-96	H	L	65-75	3-12-13	**N	L	24-30	2-22-54	H	L	62-67
2-13-60	H	W	69-49	2-10-96	A	L	59-74	1-22-15	A	L	18-43	12-30-54	*N	L	66-69
1-21-61	H	L	58-66	3-8-96	*N	L	60-62	1-23-15	A	L	23-30	1-15-55	H	W	66-62
2-13-61	A	L	62-68	1-29-97	H	L	67-77	1-14-16	H	W	34-33	2-19-55	A	W	68-55
1-20-62	A	L	72-84	2-22-97	A	W	74-69 (OT)	1-15-16	H	W	40-27	2-11-56	A	L	56-80
2-12-62	H	L	66-79	1-24-98	H	W	63-49	2-16-17	A	W	21-19	2-25-56	H	L	56-60
12-26-62	*N	L	68-82	2-28-98	A	W	70-62	2-17-17	A	L	10-30	2-9-57	H	L	54-69
2-4-63	A	L	69-83	1-30-99	A	L	47-52	2-15-18	H	W	24-23	2-23-57	A	L	60-87
2-11-63	H	L	54-75	2-13-99	H	W	59-57	2-16-18	H	L	25-31	2-8-58	A	L	46-102
1-6-64	A	W	55-52	1-12-00	H	L	65-66	3-5-19	A	L	17-31	2-22-58	H	W	43-41
2-22-64	H	W	57-55	2-12-00	A	L	65-87	3-6-19	A	W	29-24	2-14-59	H	L	55-63
12-30-64	*N	L	62-69	1-20-01	H	L	59-60	1-19-22	H	L	15-25	2-21-59	A	L	50-66
1-18-65	H	W	88-79	3-3-01	A	L	73-86	3-6-22	A	L	18-41	1-9-60	H	L	47-60
2-20-65	A	W	69-65	1-26-02	H	W	86-84 (OT)	1-5-23	A	L	20-30	3-7-60	A	L	74-79
1-4-66	A	W	76-74	2-16-02	A	L	79-85	2-12-23	H	L	15-36	12-28-60	*N	L	53-78
2-12-66	H	W	81-70	1-25-03	A	L	61-71	1-18-24	A	L	18-19	2-11-61	H	L	33-38
2-11-67	H	W	94-82	3-1-03	H	W	69-63	1-26-24	H	L	10-13	2-25-61	A	W	69-68
2-18-67	A	W	76-65	1-10-04	A	L	74-89	1-31-25	H	L	20-25	12-30-61	*N	L	68-69
1-5-68	A	L	70-85	2-28-04	H	W	68-65	2-17-25	A	L	20-28	1-6-62	A	W	69-67
3-1-68	H	L	92-93 (OT)	2-8-05	H	L	60-65	2-6-26	H	L	14-25	2-21-62	H	L	70-73
1-25-69	A	L	93-99 (OT)	2-27-05	A	W	76-69	2-27-26	A	L	17-30	1-19-63	A	L	53-72
2-15-69	H	L	74-75 (OT)	1-17-06	H	L	75-88	1-19-27	A	W	27-24	2-23-63	H	L	39-45
12-29-69	*N	W	74-66	2-15-06	A	W	73-63	2-26-27	H	L	25-34	1-14-64	A	L	48-74
1-6-70	A	L	70-72	1-10-07	A	L	62-71	2-17-28	A	L	27-33	2-24-64	H	L	55-64
3-7-70	H	W	87-81	2-28-07	H	L	63-69	2-24-28	H	W	32-28	1-4-65	H	L	56-66
1-16-71	H	W	84-62	2-2-08	H	W	64-56	1-19-29	H	W	30-29	2-23-65	A	L	62-71
2-9-71	A	W	69-67 (OT)	2-16-08	A	L	52-60	2-7-29	A	W	37-31	12-30-65	*N	L	61-71
2-12-72	H	W	76-71	1-14-09	A	L	53-65	2-10-30	A	L	20-27	1-18-66	H	W	83-75
3-6-72	A	L	67-76	3-4-09	H	W	77-61	3-1-30	H	L	35-36	2-26-66	A	L	73-110
12-27-72	*N	L	64-75	1-16-10	H	L	53-56	1-19-31	A	W	31-30 (OT)	2-7-67	A	L	58-84
1-30-73	A	L	60-81	2-24-10	A	L	74-78	2-14-31	H	L	29-34	3-4-67	H	L	57-64
2-27-73	H	L	76-82	1-8-11	H	W	63-62	1-12-32	H	L	31-34	2-17-68	A	L	60-71
2-5-74	H	W	91-88 (3OT)	2-25-11	A	L	82-83 (OT)	2-15-32	A	L	19-51	2-27-68	H	W	76-69
3-9-74	A	L	58-76	Totals			12,614-11,261	1-6-33	A	L	29-32	12-26-68	*N	L	56-82
2-8-75	H	W	75-62	* at Kansas City				2-4-33	H	L	20-34	1-4-69	H	L	52-56
3-8-75	A	L	69-82	**Phillips 66 Big Eight Championship				1-9-34	H	W	24-21	2-22-69	A	L	73-79
2-7-76	A	W	66-56	IPFW (NU leads 3-0)				2-19-34	A	L	24-25	12-30-69	*N	W	78-73
3-6-76	H	W	82-66	12-14-02	H	W	63-46	2-11-35	A	L	21-32	2-7-70	H	W	84-73
12-29-76	*N	W	75-55	11-26-07	H	W	79-62	2-15-35	H	L	24-32	2-17-70	A	L	87-100
1-15-77	A	W	49-48	12-20-08	H	W	75-48	1-20-36	A	L	23-45	12-30-70	*N	L	52-72
2-5-77	H	W	66-51	Totals			217-156	2-29-36	H	L	36-43	2-6-71	H	L	67-81
1-14-78	H	L	59-65	Jackson State (NU leads 2-0)				2-2-37	A	L	22-27	3-13-71	A	L	54-59
2-4-78	A	W	62-56	12-19-09	H	W	57-41	2-27-37	H	W	37-32	1-29-72	A	L	55-57 (OT)
1-6-79	A	W	72-68	12-1-10	H	W	76-57	2-2-38	A	L	33-48	2-19-72	H	W	99-78
2-10-79	H	L	46-48	Totals			133-98	2-26-38	H	L	47-50	12-29-72	*N	W	74-72
1-9-80	A	W	58-50	Jacksonville State (NU leads 1-0)				1-14-39	H	W	48-37	2-10-73	A	W	59-46
2-9-80	H	W	69-66	12-18-12	H	W	59-55	2-14-39	A	L	46-49	2-24-73	H	W	62-59
1-28-81	A	W	61-56	Kansas (NU trails 71-170)				1-23-40	A	L	24-40	12-29-73	*N	L	66-75
2-18-81	H	W	81-61	3-2-00	H	W	48-8	2-24-40	H	L	41-48	1-12-74	A	L	64-79
1-23-82	H	W	60-47	3-1-01	A	W	35-29	2-10-41	A	L	38-44	2-26-74	H	L	46-51
2-20-82	A	L	61-63	1-31-02	H	W	23-18	3-1-41	H	L	53-55	12-28-74	*N	L	62-63
1-18-83	A	W	59-54	2-12-06	H	L	17-37	1-17-42	H	L	32-51	2-5-75	A	L	44-72
2-19-83	H	W	67-66	2-9-07	H	W	32-19	2-14-42	A	L	30-58	3-5-75	H	L	77-79 (2OT)
3-8-83	**H	W	94-71	1-17-08	A	W	20-17	2-13-43	H	L	24-56	12-27-75	*N	L	66-69
1-18-84	A	W	64-63	1-18-08	A	W	23-21	2-23-43	A	L	33-52	2-4-76	H	W	57-54
2-18-84	H	L	48-69	2-21-08	H	L	26-28	1-15-44	A	L	27-51	3-3-76	A	W	62-58
1-30-85	A	L	65-76	2-22-08	H	L	25-28	2-19-44	H	L	47-56	1-26-77	H	W	60-57
2-21-85	H	W	74-57	1-8-09	A	L	13-48	1-12-45	A	L	33-48	2-19-77	A	L	66-74
1-25-86	H	W	75-58	1-9-09	A	L	17-36	2-10-45	H	W	59-45	2-26-77	**A	L	58-61
2-22-86	A	L	73-81	1-30-09	H	L	13-18	1-11-46	H	L	45-56	1-25-78	H	W	62-58
3-8-86	**N	L	58-75	3-4-09	*N	L	22-28	2-15-46	A	L	30-72	2-18-78	A	L	70-75
1-20-87	A	L	75-91	3-5-09	*N	L	15-24	1-14-47	H	W	48-46	1-27-79	H	W	66-64 (OT)
2-11-87	H	W	66-65	3-6-09	*N	W	32-29	2-15-47	A	L	37-69	2-21-79	A	L	59-66
1-20-88	A	L	76-114	1-7-10	A	L	17-32	12-20-47	*N	L	60-64 (OT)	1-16-80	H	W	64-57
2-27-88	H	L	84-85	1-8-10	A	L	16-40	2-7-48	A	W	61-57	2-5-80	A	W	61-56
1-31-89	A	L	76-88	2-26-10	H	L	20-40	3-6-48	H	W	70-64	1-31-81	H	W	57-54
2-25-89	H	W	77-74					1-8-49	H	W	52-34	2-25-81	A	L	49-75
1-27-90	H	L	83-91					2-12-49	A	W	49-39	1-13-82	H	W	75-55

2-13-82	A	L	63-66
2-5-83	H	W	68-61
3-2-83	A	W	60-58
1-25-84	A	L	61-77
2-15-84	H	L	66-67
2-2-85	H	L	80-91
2-28-85	A	L	65-70
3-5-85	**N	L	69-74
1-15-86	H	L	70-81
2-15-86	A	L	61-79
1-22-87	A	L	65-86
2-28-87	H	W	83-81 (OT)
1-27-88	H	W	70-68
2-16-88	A	L	48-70
2-4-89	H	W	74-70
3-1-89	A	L	71-80
1-8-90	H	L	93-98
2-17-90	A	L	67-94
2-5-91	A	L	77-85
3-3-91	H	W	85-75
3-9-91	**N	W	87-83
1-25-92	A	L	78-103
2-19-92	H	W	81-79 (OT)
2-7-93	H	W	68-64
3-3-93	A	L	83-94
2-6-94	A	L	87-94
2-23-94	H	W	96-87
1-23-95	A	L	67-84
2-14-95	H	L	68-91
1-28-96	H	L	73-88
2-19-96	A	L	71-81
2-1-97	A	L	77-82 (OT)
3-2-97	H	L	65-85
1-3-98	A	L	76-96
2-1-98	H	L	71-82
3-7-98	**N	L	59-91
1-27-99	H	W	84-69
2-10-99	A	W	64-59
3-5-99	**N	L	53-77
1-15-00	A	L	82-97
2-23-00	H	L	58-83
1-17-01	A	L	62-84
2-25-01	H	L	74-78
1-9-02	A	L	57-96
2-24-02	H	L	87-88
1-11-03	A	L	59-92
2-1-03	H	L	51-81
2-15-04	H	W	74-55
3-3-04	A	L	78-67
1-19-05	A	L	57-59
2-5-05	H	L	65-78
1-21-06	A	L	54-96
2-8-06	H	L	48-69
1-29-07	H	L	56-76
2-17-07	A	L	39-92
1-12-08	H	L	58-79
1-26-08	A	L	49-84
3-14-08	**N	L	54-64
1-28-09	H	L	62-68
2-21-09	A	L	53-70
1-13-10	H	L	72-84
2-6-10	A	L	64-75
1-15-11	A	L	60-63
2-2-11	H	L	66-86
Totals			11,958-13302

*at Manhattan, Kan.
 **Phillips 66 Big Eight/Big 12 Championship

Kansas City YMCA (NU leads 1-0)
 1-29-1906 H W 25-24

Kansas City Athletic Club (NU trails 2-3)
 1-13-1906 H W 33-22
 2-23-1906 A L 21-49
 2-25-1906 A W 26-25
 1923-24 A L 18-27
 1-2-26 A L 20-36
Totals 118-159

Kansas State (NU trails 93-127)			
1905-06	A	W	50-14
1-15-08	A	W	36-18
1-7-09	A	W	36-31
1-6-10	A	L	16-27
2-14-10	H	L	17-28
1-18-12	A	W	26-25
2-15-13	H	W	27-16
1-20-15	A	W	26-19
1-21-15	A	W	26-20
2-11-16	H	W	21-20
2-12-16	H	W	26-25
1916-17	A	L	13-45
1916-17	A	L	10-34
1917-18	A	W	31-23
1917-18	A	L	16-26
3-8-19	H	L	32-34
3-9-19	A	L	21-30
2-14-22	A	W	25-24
3-3-22	H	W	21-13
1-6-23	A	W	21-15
1922-23	H	L	14-17
1923-24	H	W	27-14
1-17-24	A	L	23-26
1-9-25	A	W	23-11
2-13-25	H	W	32-20
2-9-26	A	L	26-41
2-16-26	H	L	21-28
1926-27	A	L	23-34
1926-27	H	W	26-24
1-21-28	H	L	24-29
2-18-28	A	L	22-28
1-24-29	A	L	21-30
3-2-29	H	W	62-45
1-10-30	A	W	41-39
2-1-30	H	L	42-46
2-9-31	A	W	37-31
2-24-31	H	L	30-32
1-18-32	A	L	20-32
2-6-32	H	W	32-26
1-14-33	H	W	31-25
2-13-33	A	L	30-36
1-15-34	A	L	24-25
2-3-34	H	W	38-31
1-21-35	A	L	41-47
3-2-35	H	W	28-21
2-1-36	H	W	43-30
2-10-36	A	W	40-32
1-30-37	A	W	41-38
2-15-37	H	W	40-37
1-22-38	H	W	46-32
2-21-38	A	L	29-41
1-17-39	A	L	38-43
2-8-39	H	W	42-34
1-19-40	A	L	25-32
2-13-40	H	W	61-28
1-7-41	H	W	33-23
1-17-41	A	L	32-35
1-6-42	H	W	44-38
2-2-42	A	L	35-38
1-5-43	A	W	41-32
2-17-43	H	W	50-47 (OT)
2-1-44	H	W	54-47
2-29-44	A	L	37-40
12-23-44	*N	L	46-49
1-20-45	A	L	48-70
2-24-45	H	L	47-55
12-15-45	*N	W	62-47
1-2-46	H	W	44-37
2-28-46	A	L	49-54
1-4-47	A	L	54-63
2-27-47	H	W	54-50
1-31-48	H	L	45-64
2-27-48	A	L	49-56
12-28-48	*N	L	34-48
1-31-49	H	W	70-48
3-1-49	A	L	28-53
1-30-50	H	W	65-63 (OT)
3-11-50	A	L	60-63

12-29-50	*N	L	53-72
2-5-51	H	L	50-79
2-26-51	A	L	48-74
12-27-51	*N	L	67-87
1-12-52	A	L	36-71
3-1-52	H	L	60-75
2-7-53	H	W	80-67
3-10-53	A	L	80-108
12-26-53	*N	W	78-74
1-11-54	H	W	88-75
2-6-54	A	L	70-91
1-11-55	H	W	69-59
2-5-55	A	L	62-79
12-30-55	*N	L	51-79
2-6-56	H	L	52-66
2-20-56	A	L	50-73
2-4-57	A	L	53-89
2-18-57	H	L	56-81
12-28-57	*N	L	57-88
1-11-58	A	L	59-74
3-3-58	H	W	55-48
2-2-59	H	L	43-50
3-9-59	A	L	54-76
12-29-59	*N	L	63-71
2-20-60	H	W	70-60
3-5-60	A	L	74-83
2-27-61	H	L	67-77
3-4-61	A	L	56-75
12-27-61	*N	L	48-60
2-3-62	A	L	53-72
3-7-62	H	L	60-84
1-12-63	A	L	53-66
2-2-63	H	L	60-72
12-26-63	*N	L	78-100
2-3-64	H	L	66-73 (OT)
2-17-64	A	L	48-50
2-9-65	A	W	62-57
3-8-65	H	L	67-79
1-15-66	A	W	82-71
3-1-66	H	W	79-69
12-27-66	*N	L	81-98
2-4-67	A	W	67-59
2-25-67	H	W	79-71
12-30-67	*N	W	66-62
1-9-68	A	L	62-78
2-10-68	H	W	92-68
1-7-69	A	L	72-95
3-1-69	H	W	88-71
1-13-70	H	L	64-71
2-21-70	A	L	62-79
1-9-71	A	L	69-70
3-2-71	H	W	87-71
2-1-72	H	W	61-60
3-11-72	A	L	76-81 (OT)
2-3-73	H	L	55-82
3-3-73	A	L	70-97
12-27-73	*N	L	47-68
1-22-74	H	L	65-73
3-2-74	A	W	58-54
12-30-74	*N	L	63-80
1-18-75	H	W	74-61
2-19-75	A	L	64-65
1-17-76	A	W	65-59
2-18-76	H	L	53-65
1-8-77	H	L	52-57
2-9-77	A	L	62-67
12-29-77	*N	L	60-69
1-7-78	A	W	77-63
2-8-78	H	W	63-50
1-17-79	H	W	55-53
2-7-79	A	L	46-58
2-28-79	**A	L	60-61 (2OT)
1-26-80	A	L	64-66 (2OT)
2-20-80	H	W	70-58
2-29-80	**N	L	59-60
1-14-81	H	W	59-49
2-14-81	A	L	49-66
2-3-82	H	L	64-75
2-27-82	A	L	50-67

1-26-83	H	W	59-43
2-16-83	A	W	56-45
2-4-84	A	W	47-46
2-28-84	H	W	63-56
3-7-84	**H	L	39-41
1-16-85	H	W	75-63
2-16-85	A	L	62-68
2-5-86	***H	L	54-64
3-1-86	A	W	64-60
1-10-87	A	L	82-114
2-14-87	H	W	78-76
3-6-87	**N	L	45-47
2-6-88	A	L	63-65
3-2-88	H	L	67-77
3-11-88	**N	L	70-75
1-21-89	H	L	68-80
2-11-89	A	L	66-80
2-3-90	H	W	74-71
3-3-90	A	L	57-80
1-5-91	A	W	74-69
2-23-91	H	W	85-78
2-8-92	A	L	66-70
3-4-92	H	W	91-62
1-23-93	H	L	64-66
2-13-93	A	W	80-59
3-12-93	*N	L	45-47
2-9-94	A	W	76-68
2-26-94	H	W	86-77
1-12-95	H	W	78-56
3-1-95	A	L	73-75
1-31-96	A	L	68-77
3-3-96	H	W	70-66
1-15-97	H	W	87-77 (OT)
2-10-97	A	L	53-61
1-28-98	A	L	49-72
2-7-98	H	L	63-69
1-13-99	H	W	70-61
2-24-99	A	L	45-62
1-8-00	A	L	79-97
1-29-00	H	W	81-72
1-30-01	A	W	63-61
2-14-01	H	W	82-56
3-8-01	*N	L	58-62
2-9-02	H	W	99-82
3-2-02	A	L	58-67
1-22-03	A	L	53-77
2-25-03	H	W	68-61
2-4-04	A	L	61-78
2-18-04	H	L	58-63
1-8-05	H	W	95-85 (2ot)
3-5-05	A	L	53-73
1-11-06	A	W	57-42
3-1-06	H	L	64-66
1-27-07	A	L	45-61
2-13-07	H	W	74-63
2-6-08	A	L	59-74
2-20-08	H	W	71-64
1-17-09	H	W	73-51
2-28-09	A	L	72-77
2-2-10	H	L	57-76
2-17-10	A	L	87-91
2-2-11	A	L	53-69
2-23-11	H	L	57-61
Totals			11,897-12,555

* at Kansas City
 ** Phillips 66 Big Eight/Big 12 Championship
 *** Kansas State forfeit

Kent State (NU leads 2-1)
 12-5-92 H W 85-61
 12-21-00 N W 69-68
 11-24-12 H L 60-74
Totals 214-203

Kentucky (NU trails 1-2)
 12-18-40 H W 40-39
 12-16-41 A L 27-42
 12-15-72 A L 60-85
Totals 127-166

THIS IS NEBRASKA | OUTLOOK | 2013-14 HUSKERS | COACHES | ADMINISTRATION | OPPONENTS | REVIEW | RECORDS | HISTORY | MEDIA

Knox (NU leads 1-0)			
2-26-20	A	W	31-24 (OT)
La Salle (Series tied 1-1)			
12-16-66	N	L	76-99
12-18-71	H	W	75-60
Totals			151-159
Lawrence (NU leads 1-0)			
1904-05		W	37-24
Lehigh (NU leads 1-0)			
12-4-87	H	W	71-66
Lewis (NU trails 0-1)			
1904-05		L	32-61
Lincoln High (NU leads 1-0)			
1903-04		W	49-26
Lincoln YMCA (NU leads 10-4)			
2-2-1897	H	W	11-8
2-23-1897	H	W	23-14
1-8-1898	H	L	9-15
2-1-1898	H	L	13-20
1899-00	H	W	39-7
1900-01	H	W	10-8
2-1-1902	H	W	32-30
12-18-1902	H	W	25-18
1-24-1903	H	L	24-35
2-20-1903	H	W	33-20
1903-1904		W	Score NA
1903-1904		W	Score NA
1903-1904	H	W	31-12
12-17-1908	H	L	16-34
Totals			266-221
Lipscomb (NU leads 2-0)			
1-7-03	H	W	70-60
12-22-03	H	W	75-52
Totals			145-112
Long Beach State (NU leads 3-0)			
12-6-74	N	W	67-55
1-9-95	A	W	82-71
1-6-96	H	W	69-68
Totals			218-194
Longwood (NU leads 1-0)			
11-18-05	H	W	80-65
Louisiana State (NU trails 0-1)			
12-30-88	N	L	87-90
Louisiana Tech (NU leads 1-0)			
11-20-05	H	W	59-56
Louisville (NU trails 0-2)			
12-30-46	A	L	53-68
12-30-79	N	L	58-65
Totals			111-133
Loyola (Ill.) (Series tied 1-1)			
12-26-36	A	L	35-53
2-19-38	H	W	39-38
Totals			74-91
Loyola Marymount (NU leads 1-0)			
12-12-80	N	W	67-66
Lubbock Christian (NU leads 1-0)			
11-21-06	H	W	65-42
MacMurray (NU leads 1-0)			
12-15-73	H	W	76-50
Mankato State (NU leads 1-0)			
12-22-76	H	W	64-61
Marquette (Series tied 4-4)			
12-20-33	A	L	22-25
12-14-40	H	W	35-20
12-31-45	A	L	36-49
12-21-57	A	L	64-79
12-8-58	H	W	62-60
3-11-87	H	W	78-76
12-21-04	A	L	62-81

11-30-05	H	W	84-74
Totals			445-464
Marshall (NU trails 0-1)			
3-13-67	N	L	88-119
Marshallfield (NU leads 1-0)			
2-19-1907	A	W	33-16
Maryland-Baltimore Co. (Series tied 1-1)			
1-17-89	H	W	86-65
12-23-08	H	L	64-66
Totals			150-131
Maryland-Eastern Shore (NU leads 3-0)			
1-4-08	H	W	86-50
1-3-09	H	W	88-56
1-2-10	H	W	74-60
Totals			248-166
Memphis (NU trails 0-1)			
12-22-54	A	L	79-86
Menasha (NU leads 1-0)			
1904-05		W	37-19
Mesa (NU leads 1-0)			
1-7-83	H	W	94-57
Miami (NU leads 3-1)			
12-22-51	A	L	60-70
12-18-70	H	W	85-58
12-16-00	N	W	72-64
12-30-06	A	W	82-67
Totals			299-259
Miami (Ohio) (NU leads 2-1)			
12-17-62	H	W	72-69
11-27-89	A	L	71-91
12-22-90	H	W	88-73
Totals			231-233
Middle Tennessee State (NU trails 0-1)			
12-8-73	N	L	65-76
Millikin (NU trails 0-1)			
1-4-35	A	L	35-36
Minneapolis YMCA (NU leads 1-0)			
1903-04		W	15-10
Minnesota Ag College (NU trails 0-1)			
3-6-1903	A	L	4-13
Minnesota-Duluth (NU leads 1-0)			
12-3-73	H	W	77-50
Mississippi (NU trails 1-2)			
12-17-77	H	W	80-70
12-16-78	N	L	67-70
3-24-08	A	L	75-85 (ot)
Totals			222-225
Mississippi State (NU trails 0-1)			
12-30-95	N	L	66-69
Missouri (NU trails 93-126)			
1-31-08	H	W	41-30
2-1-08	H	W	43-31
2-1-09	H	L	24-26
2-8-11	A	L	26-39
2-9-11	A	L	36-37 (OT)
2-26-11	H	W	30-23
2-27-11	H	L	20-23
2-9-17	H	L	16-18
2-10-17	H	L	7-18
2-8-18	H	L	9-22
2-9-18	H	L	8-16
2-14-19	A	W	28-26
2-15-19	A	W	21-14
1-13-22	H	L	31-46
2-24-22	A	L	16-55
1-22-23	A	L	18-33
2-24-23	A	L	22-39
1-5-24	H	W	24-18
2-8-24	A	W	31-11

2-21-25	A	W	25-20	1-11-60	A	L	61-69
2-27-25	H	W	24-21	2-1-60	H	W	64-59
2-19-26	H	L	24-26	12-29-60	*N	W	90-72
3-5-26	A	L	22-24	1-7-61	H	W	62-48
1-15-27	A	W	35-23	3-6-61	A	L	76-97
2-14-27	H	W	27-22	2-17-62	A	W	65-63
12-17-27	A	L	15-36	2-24-62	H	L	63-81
1-7-28	H	W	36-26	2-9-63	H	L	61-69
1-12-29	H	L	25-30	3-6-63	A	L	72-84
2-25-29	A	W	39-33	1-11-64	H	W	74-69 (OT)
1-18-30	A	L	21-27	2-1-64	A	L	60-78
2-15-30	H	W	34-31	2-15-65	H	L	74-92
1-10-31	H	W	42-32	3-2-65	A	L	66-84
2-7-31	A	L	20-33	12-27-65	*N	W	69-67 (OT)
1-16-32	A	L	18-30	1-8-66	H	W	82-60
2-26-32	H	L	28-32	2-19-66	A	W	71-53
1-7-33	A	L	33-37	1-28-67	H	W	99-82
2-25-33	H	L	31-39	2-28-67	A	W	80-73
1-13-34	A	L	26-36	1-13-68	H	W	75-66
2-9-34	H	W	34-27	3-7-68	A	L	70-91
1-19-35	A	L	31-32	12-30-68	*N	W	76-70
2-4-35	H	L	21-23	2-1-69	H	W	87-71
1-10-36	H	W	31-26	2-11-69	A	L	60-79
2-8-36	A	W	43-33	2-14-70	H	W	60-48
1-9-37	A	W	31-22	2-28-70	A	L	63-80
2-19-37	H	W	50-21	2-13-71	H	W	81-72
1-14-38	H	L	18-27	2-27-71	A	L	65-77
2-12-38	A	L	30-38	12-27-71	*N	L	64-76
1-21-39	A	L	41-54	2-15-72	A	L	65-80
2-18-39	H	L	36-46	3-4-72	H	L	54-61
1-13-40	A	L	33-46	1-27-73	H	L	65-78
2-3-40	H	L	40-41	3-10-73	A	L	70-86
1-20-41	H	W	40-29	2-9-74	H	W	75-58
2-15-41	A	W	38-36	2-16-74	A	W	88-87
1-12-42	H	W	51-45	2-1-75	A	L	74-88
2-28-42	A	W	41-40	2-22-75	H	W	80-77
1-16-43	A	W	39-36	1-31-76	H	L	57-62
2-20-43	H	W	56-50	2-21-76	A	L	84-95 (OT)
2-5-44	H	L	32-36 (OT)	1-22-77	A	L	63-76
2-12-44	A	L	29-44	2-12-77	H	W	60-58
2-3-45	H	L	41-47	1-21-78	H	W	56-55
2-17-45	A	L	54-55 (2OT)	2-11-78	A	L	52-74
12-14-45	*N	L	54-63	3-3-78	*N	L	58-61
1-18-46	A	W	44-42	12-28-78	*N	W	58-56 (OT)
2-25-46	H	W	42-39	1-20-79	A	L	60-76
1-18-47	A	L	41-47	1-12-80	H	L	63-84
2-22-47	H	L	49-60	2-2-80	A	L	60-73
12-18-47	*N	W	46-44	1-24-81	H	W	66-53
1-12-48	H	L	54-66	2-21-81	A	L	45-55
2-14-48	A	L	41-47	1-16-82	H	L	42-44
12-29-48	*N	L	50-52	2-6-82	A	W	67-51
2-21-49	H	W	47-46	3-5-82	*N	L	53-58
3-7-49	A	W	52-48	1-29-83	A	L	56-79
2-6-50	H	W	50-41	2-26-83	H	L	51-54
2-20-50	A	W	55-48	3-11-83	*N	L	63-69
12-28-50	*N	W	54-52	1-21-84	H	L	48-50
2-19-51	H	W	54-52	2-11-84	A	W	61-56 (OT)
3-7-51	A	L	57-68	1-26-85	H	W	74-66
2-2-52	H	L	55-60	2-23-85	A	L	50-69
3-3-52	A	L	53-68	1-18-86	H	L	67-68
1-19-53	H	W	73-62	2-8-86	A	W	75-66
2-21-53	A	L	59-66	1-28-87	H	L	71-87
12-30-53	*N	L	57-72	2-18-87	A	L	64-80
1-18-54	H	W	80-72	1-16-88	H	W	70-68
3-1-54	A	L	67-82	2-11-88	A	L	67-92
12-27-54	*N	L	58-75	1-28-89	H	L	72-89
1-8-55	A	L	59-67	2-19-89	A	L	63-79
2-14-55	H	L	73-76	3-10-89	*N	L	70-98
12-28-55	*N	L	66-71	1-13-90	H	L	95-111
1-16-56	H	W	83-77	2-10-90	A	L	85-107
3-5-56	A	L	80-88	1-30-91	H	W	89-75
12-28-56	*N	W	70-65	2-20-91	A	L	71-91
1-19-57	A	W	84-65	3-10-91	*N	L	82-90
2-11-57	H	W	53-49	1-18-92	H	L	73-83
1-6-58	A	L	54-55	2-17-92	A	L	61-87
2-12-58	H	W	67-62 (OT)	1-30-93	H	W	88-87 (OT)
1-12-59	H	W	81-69	2-21-93	A	W	76-75
3-2-59	A	W	81-79	1-24-94	H	L	73-89
12-30-59	*N	W	78-67	3-5-94	A	L	78-80

3-12-94	**N	W	98-91
1-7-95	H	L	74-82
2-22-95	A	W	78-75
1-24-96	H	W	76-58
2-7-96	A	L	98-99
1-18-97	H	W	76-53
1-22-97	A	L	74-75
3-6-97	**N	L	72-78
2-4-98	A	L	76-81 (OT)
2-18-98	H	W	67-66 (OT)
1-2-99	A	L	57-80
2-6-99	H	W	69-61
2-5-00	H	L	78-84
3-1-00	A	L	72-86
1-6-01	A	L	66-68
1-24-01	H	W	85-79
1-5-02	A	L	53-60
2-13-02	H	L	71-87
1-29-03	H	L	56-63
2-18-03	A	L	50-67
3-13-03	**N	L	61-70
1-24-04	A	L	51-72
2-7-04	H	W	78-62
1-22-05	A	L	70-80
2-19-05	H	L	53-56
3-10-05	**N	L	67-70
1-28-06	H	W	65-52
3-5-06	A	L	63-64
3-9-06	**N	W	71-64
2-3-07	A	W	66-61
2-24-07	H	W	82-77 (OT)
1-30-08	A	W	66-62
2-13-08	H	L	78-86 (OT)
3-13-08	**N	W	61-56
1-10-09	H	W	56-51
2-14-09	A	L	47-70
1-23-10	H	L	53-70
2-20-10	A	L	59-74
3-10-10	**N	W	74-60
1-12-11	A	L	69-77
3-1-11	H	W	69-58
Totals			12,260-12,905

* at Kansas City ** Phillips 66 Big Eight/Big 12 Championship

Missouri-St. Louis (NU leads 1-0)
 12-27-86 H W 89-63

Missouri Southern (NU leads 1-0)
 12-2-77 H W 61-54

Missouri Western (NU leads 1-0)
 12-20-82 H W 93-43

Monmouth (NU leads 1-0)
 12-4-99 H W 63-47

Montana (NU leads 3-2)
 12-19-36 H W 53-39
 12-6-58 H W 75-43
 12-23-59 A L 58-64
 12-23-80 H W 69-46
 11-29-82 A L 51-61
Totals 306-253

Montana State (NU leads 4-1)
 1-11-30 H L 30-61
 12-23-77 H W 104-60
 12-3-84 H W 86-65
 12-14-85 A W 76-59
 1-2-05 H W 78-45
Totals 374-290

Morehead State (NU leads 2-0)
 12-29-88 N W 81-77
 12-2-94 H W 96-55
Totals 177-132

Morgan State (NU leads 1-0)
 12-6-04 H W 64-34

Morningside (NU leads 7-0)
 1903-04 W 57-27

1-26-11 A W 23-19
 1-27-12 A W 62-10
 12-17-19 H W 37-14
 12-18-19 H W 39-9
 2-24-20 A W 44-12
 2-25-20 A W 50-13
Totals 312-104

Morrison (NU trails 0-1)
 3-5-1908 A L 19-23

Muscatine (NU trails 0-1)
 1-11-1908 H L 21-39

Murray State (NU trails 0-2)
 11-25-90 N L 79-81
 12-30-00 H L 71-79
Totals 150-160

NATTC (NU trails 0-1)
 1-15-45 A L 34-57

Navy Pre-Flight (NU trails 0-2)
 1-30-45 H L 42-62
 2-20-45 A L 41-55
Totals 83-117

Nebraska-Omaha (NU leads 3-0)
 1-25-88 H W 96-67
 11-14-06 H W 76-62
 11-18-12 H W 75-62
Totals 247-191

Nebraska Wesleyan (NU leads 20-6)
 12-13-1898 H W 37-5
 2-2-1899 A W 57-3
 1899-00 H W 42-9
 1-18-1902 H W 63-14
 1903-04 W 47-10
 1903-04 L 31-32
 1903-04 W 25-9
 1904-05 W 32-31
 1904-05 W 57-23
 1-11-1907 A W 38-26
 3-25-1907 H W 59-11
 12-18-1907 A W 33-19
 3-8-1909 A L 32-62
 1-14-11 H W 42-26
 1-18-13 H W 39-26
 2-7-13 A W 27-20
 1-23-14 H W 29-20
 1-24-14 H L 18-24
 2-5-15 A W 13-9
 3-3-15 H L 15-39
 2-18-16 A L 19-23
 1916-17 W 27-14
 1916-17 L 15-18
 1917-18 A W 18-10
 1917-18 H W 24-14
 1922-23 H W 24-22
Totals 863-519

Nevada-Las Vegas (Series tied 1-1)
 12-23-78 A L 63-79
 3-10-99 H W 68-55
Totals 131-134

Nevada (NU leads 3-1)
 12-30-47 A L 58-63
 12-14-70 H W 116-71
 12-12-77 H W 67-50
 3-18-97 A W 78-68
Totals 319-252

New Mexico State (Series tied 1-1)
 12-20-75 A W 79-75
 3-19-93 N L 79-93
Totals 158-168

New Orleans (NU leads 1-0)
 11-22-97 H W 81-66

Niagara (NU leads 2-0)
 1-1-38 A W 43-37

3-19-04 H W 78-70
Totals 121-107

Nicholls State (NU leads 1-0)
 12-29-12 H W 68-59

Norfolk State (NU leads 1-0)
 11-20-07 H W 83-48

North Carolina (NU trails 0-1)
 1-6-73 N L 62-79

North Carolina A&T (NU leads 4-0)
 11-28-98 H W 65-47
 11-20-01 H W 69-57
 12-18-04 H W 71-49
 12-19-05 H W 107-57
Totals 312-210

North Carolina Central (NU leads 1-0)
 12-22-07 H W 71-28

UNC Greensboro (NU leads 2-0)
 11-16-97 H W 75-51
 11-14-98 H W 79-59
Totals 154-110

UNC Wilmington (NU leads 1-0)
 12-5-97 H W 85-68

North Dakota (NU leads 2-1)
 12-29-33 A L 22-50
 12-22-34 H W 34-21
 1-3-11 H W 77-46
Totals 133-117

North Dakota State (NU leads 1-0)
 12-30-33 A W 32-29

North Texas (NU leads 4-0)
 11-24-72 H W 64-46
 12-10-74 A W 69-56
 12-2-88 H W 90-84
 11-29-06 H W 76-57
Totals 299-243

NE Louisiana (NU leads 1-0)
 11-25-94 H W 99-77

NE Missouri State (NU leads 3-0)
 12-14-73 H W 67-54
 12-7-83 H W 82-61
 1-11-86 H W 99-56
Totals 248-171

Northeastern Illinois (NU leads 2-0)
 12-21-94 H W 101-60
 12-18-95 H W 94-76
Totals 195-136

Northern Colorado (NU leads 3-0)
 1-2-48 A W 58-54
 12-19-49 H W 63-43
 1-3-06 H W 60-50
Totals 241-147

Northern Illinois (NU leads 2-1)
 1-12-89 H W 71-56
 12-5-89 A L 56-65
 2-18-91 H W 82-73
Totals 209-194

Northern Iowa (NU leads 13-1)
 12-11-48 H W 63-52
 12-14-49 H W 60-54
 12-19-50 H W 63-55
 12-1-51 H W 60-44
 12-1-60 H W 78-68
 12-10-62 H W 78-59
 12-7-70 H W 95-71
 12-20-73 H W 73-55
 12-29-81 A W 53-42
 12-17-83 H W 90-64
 12-31-93 H W 70-63
 12-22-94 A W 95-88 (OT)

12-16-95 H L 104-109
 2-13-97 A W 77-69
Totals 1,056-893

Northern Michigan (NU leads 1-0)
 12-15-69 H W 92-68

NW Missouri State (NU leads 10-0)
 12-1-48 H W 59-39
 12-7-49 H W 58-39
 12-4-50 H W 61-39
 12-11-51 H W 59-43
 1-21-55 H W 74-54
 12-1-58 H W 85-44
 12-13-76 H W 88-53
 12-20-80 H W 79-59
 1-7-84 H W 93-67
 1-5-87 H W 105-64
Totals 761-501

Notre Dame (NU leads 5-2)
 2-20-20 A W 25-18
 2-21-20 H W 31-15
 2-18-21 H W 25-18
 2-19-21 H W 39-21
 12-9-57 A L 56-69
 12-14-59 H L 62-70
 12-11-61 H W 65-61
Totals 303-262

Ohio (NU leads 3-0)
 12-19-57 H W 61-53
 12-16-61 H W 81-64
 12-3-93 H W 94-68
Totals 236-185

Oklahoma (NU trails 83-104)
 1-31-21 H W 34-20
 2-1-21 H W 28-15
 1-27-22 A L 21-29
 2-22-22 H W 39-34
 1922-23 H W 25-19
 1922-23 A L 25-31
 1923-24 H W 35-21
 1923-24 A L 20-32
 1-10-25 A W 23-18
 2-7-25 H W 31-17
 1926-27 A W 37-29
 1926-27 H W 36-26
 2-25-28 H L 36-38
 3-3-28 A L 28-43
 1-26-29 A L 20-29
 2-11-29 H L 34-39
 1-20-30 H W 35-20
 2-8-30 A W 47-37
 1-17-31 A W 36-30
 2-28-31 H W 41-30
 1-23-32 H L 34-37
 2-13-32 A L 32-46
 2-11-33 A L 35-39
 3-4-33 H L 27-38
 1-27-34 H L 36-44
 2-17-34 A L 23-53
 2-9-35 A L 32-38
 2-18-35 H W 32-24
 1-18-36 A W 40-33
 2-24-36 H W 55-28
 1-18-37 H L 31-34
 2-12-37 A W 33-29
 2-5-38 A L 48-50
 2-9-38 H W 52-42
 1-28-39 A L 39-56
 3-4-39 H L 45-53
 1-27-40 H L 41-56
 2-9-40 A L 28-45
 1-10-41 H L 29-40
 2-22-41 A W 43-42
 2-16-42 A L 29-37
 2-21-42 H L 41-46
 1-30-43 H L 32-56
 3-1-43 A L 48-65

THIS IS NEBRASKA | OUTLOOK | 2013-14 HUSKERS | COACHES | ADMINISTRATION | OPPONENTS | REVIEW | RECORDS | HISTORY | MEDIA

1-17-44	A	L	35-45	12-30-76	*N	W	66-56	12-19-47	*N	L	46-47	1-20-90	A	L	71-84
2-26-44	H	L	32-43	1-19-77	H	L	58-65	3-16-49	*N	L	35-52	2-14-90	H	L	84-103
1-3-45	H	L	37-44	2-16-77	A	L	62-72	12-27-58	*N	W	55-48	2-2-91	H	L	68-81
1-13-45	A	L	45-48	12-30-77	*N	W	75-68	1-10-59	H	W	47-44	2-27-91	A	L	69-80
1-7-46	A	L	48-70	1-18-78	A	W	78-64	2-7-59	A	L	39-54	2-5-92	H	W	85-69
2-11-46	H	L	44-51	2-15-78	H	L	68-74	2-6-60	A	L	47-52	2-26-92	A	L	51-72
12-14-46	*N	L	52-63	12-30-78	*N	W	69-53	2-27-60	H	W	54-47	1-16-93	A	L	73-78
1-6-47	H	W	44-41	1-24-79	H	W	74-56	12-30-60	*N	W	70-61	2-15-93	H	L	63-73
2-17-47	A	L	49-63	2-14-79	A	L	58-79	2-4-61	A	L	47-55	2-19-94	A	L	80-98
12-19-47	*N	L	46-47	1-30-80	H	W	59-58	2-18-61	H	L	61-65	3-2-94	H	W	89-81
2-9-48	A	L	57-79	2-23-80	A	L	60-78	12-29-61	*N	W	52-51	3-13-94	**N	W	77-68
3-1-48	H	L	74-81	2-26-80	***H	W	75-68	2-5-62	H	W	57-56	2-1-95	H	L	65-82
2-14-49	A	L	45-47	2-4-81	A	W	71-59	3-3-62	A	L	64-65	2-18-95	A	L	53-93
3-5-49	H	L	49-56	2-28-81	H	W	90-63	2-16-63	A	L	41-51	3-10-95	**N	L	48-68
3-14-49	**N	W	57-56	1-27-82	A	L	48-51	2-25-63	H	W	49-48	1-20-96	A	W	66-57
2-13-50	A	W	57-55	2-15-82	H	W	65-51	2-10-64	H	W	54-53	2-17-96	H	L	57-72
3-4-50	H	L	48-64	2-2-83	H	W	60-59	2-29-64	A	L	45-81	2-26-97	H	W	77-68
2-12-51	A	L	49-72	2-24-83	A	L	71-84	12-29-64	*N	L	61-74	1-7-98	A	W	67-62
3-3-51	H	W	46-44	2-8-84	H	L	67-78	1-9-65	A	L	54-93	2-17-99	H	L	48-60
2-9-52	H	W	67-66	3-1-84	A	L	70-79	1-23-65	H	L	53-55	2-19-2000	A	L	55-94
2-18-52	A	L	59-65	2-6-85	A	L	74-83	2-5-66	A	W	45-41 (OT)	2-7-01	H	W	78-75 (OT)
2-16-53	A	W	59-53	3-2-85	H	L	62-65	2-8-66	H	W	85-64	1-23-02	A	L	63-70
2-28-53	H	L	70-78	1-29-86	A	L	60-87	12-29-66	*N	W	73-64	2-12-03	H	L	70-77
12-29-53	*N	L	70-86	2-19-86	H	W	66-64	1-7-67	A	W	67-57	2-21-04	A	L	83-87 (OT)
1-9-54	H	W	76-72	2-4-87	H	L	66-80	3-6-67	H	W	88-71	2-22-05	H	W	74-67
2-15-54	A	L	68-76	2-21-87	A	L	97-133	12-29-67	*N	W	48-46	1-31-06	A	W	59-57
2-12-55	H	W	75-67	2-9-88	H	L	77-92	2-3-68	A	W	63-62	3-5-07	H	W	85-73
2-21-55	A	L	76-78	3-5-88	A	L	93-113	2-19-68	H	W	82-73	3-8-07	**N	L	39-54
2-13-56	A	W	68-61 (OT)	1-9-89	H	L	81-89	1-27-69	H	L	52-76	3-1-08	A	L	63-77
3-3-56	H	W	64-63 (OT)	3-4-89	A	L	76-103	3-6-69	A	L	63-72	1-24-09	H	L	74-76 (OT)
2-25-57	A	L	53-55	1-31-90	A	L	64-105	2-2-70	A	L	58-81	3-6-10	A	L	55-74
3-6-57	H	W	64-55	2-21-90	H	L	66-88	3-2-70	H	W	61-55	2-12-11	H	W	65-64
1-13-58	H	W	57-54	3-9-90	***N	L	65-78	12-28-70	*N	W	71-58	3-9-10	**N	W	53-54
2-10-58	A	L	39-66	1-26-91	A	W	111-99	1-30-71	H	W	80-59	Totals			7,247-6,966
12-30-58	*N	W	60-43	2-16-91	H	W	105-93	2-20-71	A	W	57-55	*at Kansas City			
2-9-59	A	L	48-54	3-8-91	***N	W	117-113 (OT)	12-29-71	*N	W	64-56	**Phillips 66 Big Eight/Big 12 Championship			
3-5-59	H	L	54-65	1-28-92	H	L	76-79	1-8-72	H	W	73-59	Old Dominion (NU leads 1-0)			
2-8-60	A	L	54-63	3-7-92	A	L	97-106	1-26-72	A	W	64-63	12-30-96	N	W	72-66
2-22-60	H	L	49-50	3-13-92	***N	L	85-107	12-30-72	*N	L	73-75	Omaha Alumni (NU leads 3-0)			
2-6-61	A	L	58-69	1-14-93	A	L	89-102	1-13-73	H	L	55-68	1-17-13	A	W	46-13
2-20-61	H	W	83-61	3-7-93	H	W	94-83	2-19-73	A	W	76-64	1-10-14	A	W	44-22
1-10-62	H	W	57-56	1-29-94	H	L	76-79	12-28-73	*N	W	69-62	2-17-14	A	W	40-19
3-5-62	A	W	71-69 (OT)	2-14-94	A	L	111-115 (OT)	1-26-74	A	L	66-79	Totals			130-54
12-29-62	*N	W	93-86	3-11-94	***N	W	105-88	2-23-74	H	W	71-63	Omaha A.C. (NU leads 2-0)			
2-18-63	A	L	77-84	1-28-95	A	L	72-82	1-29-75	H	W	73-58	1-9-20	H	W	51-10
3-2-63	H	L	75-77	2-5-95	H	W	71-59	2-26-75	A	W	59-58	1-10-20	H	W	26-23
12-28-63	*N	L	66-75	1-13-96	A	L	100-117 (3OT)	12-30-75	*N	W	56-49	Totals			77-33
2-8-64	H	W	76-69 (2OT)	2-25-96	H	L	76-80 (OT)	1-28-76	A	W	52-48	Omaha Christian (NU leads 1-0)			
3-2-64	A	L	76-82	1-25-97	A	L	77-84	2-28-76	H	W	60-54	1903-04	W		35-26
1-11-65	A	L	82-89	1-18-98	H	W	53-43	1-29-77	H	W	66-54	Omaha YMCA (NU leads 6-3)			
2-27-65	H	W	67-63	1-20-99	A	W	96-81	2-23-77	A	L	60-62	1-15-1898	H	L	12-16
12-26-65	*N	W	92-79	2-14-00	H	L	54-62	12-27-77	*N	W	70-58	2-22-1898	A	W	10-9
1-22-66	H	W	86-78	1-27-01	A	L	66-77	1-28-78	H	W	63-57	1-20-1899	H	W	21-14
2-7-66	A	W	85-81	1-16-02	H	L	51-78	2-25-78	A	W	67-56	1899-00	H	W	26-14
1-9-67	A	L	87-99	3-4-03	A	L	51-76	2-28-78	**N	W	71-63	1900-01	A	W	13-11
1-26-67	H	W	97-78	2-1-04	H	L	50-52	1-31-79	A	L	57-66	1900-01	H	W	20-12
12-28-67	*N	W	75-65	3-11-04	***N	L	59-63	2-24-79	H	W	76-67	1900-01	H	W	20-12
1-27-68	H	W	110-90	2-16-05	A	L	60-83	1-23-80	H	W	74-73 (OT)	1900-01	H	W	20-28
2-5-68	A	W	89-83	1-7-06	H	W	59-58	1-17-81	A	L	68-83	1904-05	W		24-21
12-28-68	*N	W	70-47	3-10-06	***N	W	69-63	2-7-81	H	W	62-54	1904-05	L		29-30
2-3-69	H	W	90-83	1-17-07	A	L	70-53	1-20-82	A	L	50-52	Totals			175-155
3-8-69	A	W	70-64	2-27-08	H	W	63-45	2-10-82	H	W	75-63	Oral Roberts (NU leads 2-1)			
1-31-70	A	W	70-60	1-21-09	A	L	61-72	3-2-81	**H	W	*60-49	12-22-99	H	W	80-65
2-23-70	H	W	79-66	1-30-10	H	W	63-46	2-9-83	A	L	63-71 (2OT)	11-18-00	A	L	83-87
2-1-71	A	L	67-79	2-16-11	A	W	59-48	2-9-83	H	W	77-68	12-8-01	H	W	61-55
2-22-71	H	L	56-65	Totals			11,394-11,767	3-5-83	H	W	77-68	Totals			223-207
12-30-71	*N	W	84-68	*at Kansas City	**Big Seven Playoff, at Kansas City			2-1-84	H	W	54-52 (OT)	Oregon (NU leads 7-6)			
1-10-72	H	W	77-70	***Phillips 66 Big Eight/Big 12 Championship				2-22-84	A	W	67-64	12-22-41	H	L	42-49
2-7-72	A	L	70-72	Oklahoma City (Series tied 1-1)				1-19-85	A	L	66-68	12-21-53	A	L	68-84
1-15-73	H	W	74-67	1-18-64	H	W	74-65	2-9-85	H	W	66-48	12-22-53	A	L	72-74
2-17-73	A	L	59-67	2-8-66	A	L	81-85 (OT)	1-22-86	A	W	62-61	12-2-66	H	W	79-56
1-19-74	H	W	63-58	Totals			155-150	2-12-86	H	W	68-52	12-7-69	A	W	85-77
1-28-74	A	L	63-85	Oklahoma State (NU leads 63-54)				3-7-86	**N	W	82-75	12-1-86	H	W	76-60
12-26-74	*N	W	75-64	2-5-1927	A	L	24-27	2-1-87	H	W	73-66	12-12-87	A	W	67-62
1-22-75	A	W	68-61	2-19-1927	H	W	35-25	2-25-87	A	W	79-77 (2OT)	11-25-95	N	W	114-106
2-12-75	H	L	57-65 (OT)	2-4-28	H	L	21-32	2-4-88	H	L	56-72	12-29-95	N	W	99-76
12-29-75	*N	W	75-53	3-5-28	A	L	43-47	2-24-88	A	L	73-90	12-9-06	%A	L	56-68
1-21-76	H	W	68-67	2-12-36	*N	L	19-36	1-14-89	A	L	69-82				
2-11-76	A	L	60-65					2-14-89	H	W	79-77				

12-15-07	*H	W	88-79 (ot)
11-23-11	H	L	76-83
12-15-12	A	L	38-60

Totals 960-934

*at Qwest Center Omaha; %-at Rose Garden, Portland, Ore.

Oregon State (NU trails 4-6)

12-30-40	A	L	38-61
12-28-45	H	W	48-40
12-19-53	A	L	55-83
12-19-59	A	L	60-63
12-21-59	N	L	65-67
12-7-65	H	W	75-63
12-6-69	A	L	67-79
11-30-96	H	W	75-67
12-13-08	A	L	63-64
12-12-09	H	W	50-44

Totals 596-622

Ottumwa Navy (NU leads 2-0)

12-7-46	H	W	65-45
2-1-47	A	W	72-53

Totals 137-98

Pacific (NU leads 3-1)

12-10-66	H	W	90-78
12-19-75	N	W	85-59
1-4-2000	H	W	92-68
12-29-01	A	L	52-75

Totals 319-280

Pennsylvania (NU trails 0-1)

3-17-94	N	L	80-90
---------	---	---	-------

Pentathlon (NU leads 1-0)

12-27-44	H	W	54-40
----------	---	---	-------

Pepperdine (NU leads 1-0)

12-2-89	H	W	104-100
---------	---	---	---------

Pittsburgh (NU trails 1-3)

1-4-30	A	L	27-34
12-19-30	H	L	22-23
12-11-99	H	W	69-57
12-2-00	A	L	51-52

Totals 169-166

Port Washington (NU leads 1-0)

1904-05	W	47-36
---------	---	-------

Portage Company F (NU trails 0-2)

2-20-1907	A	L	23-27
3-2-1908	A	L	16-39

Totals 39-66

Portland (NU leads 2-0)

12-17-66	N	W	71-69
12-4-93	H	W	111-85

Totals 182-154

Portland State (NU leads 1-0)

12-1-79	H	W	74-52
---------	---	---	-------

Presbyterian (NU leads 1-0)

11-10-07	H	W	67-52
----------	---	---	-------

Princeton (NU leads 1-0)

12-27-57	N	W	74-64
----------	---	---	-------

Rhode Island (NU leads 1-0)

11-20-01	H	W	83-63
----------	---	---	-------

Ripon (NU trails 0-1)

1904-05	L	28-32
---------	---	-------

Rutgers (NU trails 1-2)

11-28-99	N	L	62-81
12-2-06	A	L	73-75
12-9-07	H	W	63-51

Totals 198-207

Sacramento State (NU leads 3-0)

12-13-78	H	W	91-56
1-6-82	H	W	93-61
1-20-93	H	W	86-70

Totals 270-187

Sacred Heart (NU leads 1-0)

1-24-13	A	W	31-9
---------	---	---	------

Saint Louis (Series tied 4-4)

12-28-29	A	L	27-37
2-12-30	H	W	45-43
2-10-32	H	L	28-31
3-3-34	H	W	29-25
1-5-35	A	L	28-30
11-23-90	N	W	107-79
11-25-08	H	W	71-57
11-18-09	A	L	55-69

Totals 390-371

St. Francis (Pa.) (NU leads 1-0)

1-6-04	H	W	93-49
--------	---	---	-------

St. Mary's (Calif.) (Series tied 1-1)

12-17-46	H	L	54-58
12-10-75	H	W	68-57

Totals 122-115

St. Joseph's (Iowa) (NU leads 3-0)

1-23-13	A	W	25-11
2-5-14	A	W	48-11
1916-17	W	21-11	

Totals 94-33

St. Joseph's (Pa.) (NU leads 1-0)

3-28-96	N	W	60-56
---------	---	---	-------

St. Thomas (Minn.) (NU leads 1-0)

1916-17	W	23-8
---------	---	------

St. Thomas (Pa.) (NU leads 1-0)

12-30-36	A	W	42-41
----------	---	---	-------

Sam Houston State (NU leads 3-1)

1-5-89	H	W	89-70
1-6-90	H	W	99-91
11-23-91	H	W	91-42
12-15-01	H	L	70-74

Totals 349-277

San Diego State (NU trails 0-1)

12-3-71	H	L	61-63
---------	---	---	-------

San Francisco (NU leads 2-1)

12-30-86	N	W	66-60
12-27-98	A	W	62-52
12-20-99	H	L	60-64

Totals 188-176

San Jose State (NU leads 3-2)

12-29-47	A	L	38-39
12-23-71	H	W	80-63
12-17-74	H	L	66-80
12-3-88	H	W	90-76
11-16-08	H	W	63-46

Totals 337-304

Santa Clara (NU trails 1-2)

1-3-36	A	L	48-61
12-12-50	A	W	53-38
12-29-84	A	L	59-78

Totals 160-177

Savannah State (NU leads 4-0)

1-2-02	H	W	66-47
1-3-07	H	W	81-53
12-11-07	H	W	82-37
1-5-11	H	W	68-48

Totals 297-185

Shattuck (NU leads 2-0)

1904-05	W	44-22	
3-22-1906	A	W	59-23

Totals 103-45

Simpson (Series tied 1-1)

2-18-14	A	L	21-22
1916-17	W	20-13	

Totals 41-35

Sioux City YMCA (Series tied 1-1)

2-17-1902	A	W	42-24
1903-1904	L	14-49	

Totals 56-73

Sonoma State (NU leads 1-0)

1-5-81	H	W	84-49
--------	---	---	-------

South Carolina (Series tied 1-1)

1-6-76	H	W	69-68
1-3-77	A	L	49-54

Totals 118-122

South Carolina State (NU leads 1-0)

12-30-08	H	W	77-63
----------	---	---	-------

South Carolina Upstate (NU leads 1-0)

11-14-09	H	W	76-49
----------	---	---	-------

South Dakota (NU leads 30-5)

2-4-11	H	W	30-25
1-23-20	H	W	41-12
1-24-20	H	W	33-12
1-21-21	H	W	39-13
12-18-25	H	L	19-20
1-15-29	H	W	46-28
12-13-30	A	W	18-17
12-12-31	H	L	36-41
2-18-33	H	W	34-25
2-3-36	H	W	48-27
12-11-36	A	L	31-33
12-17-37	H	W	44-28
12-10-38	H	W	44-30
12-9-39	H	W	39-15
12-6-40	A	L	39-40
12-12-41	H	W	48-28
12-7-42	A	L	30-40
12-18-43	H	W	41-31
12-11-45	H	W	52-29
12-4-46	H	W	68-37
12-16-47	H	W	65-38
1-29-49	H	W	72-50
1-2-50	H	W	47-40
1-3-51	H	W	74-49
1-26-52	H	W	82-59
12-6-52	H	W	65-53
12-15-53	H	W	70-53
12-11-54	H	W	87-51
12-7-64	H	W	74-63
12-18-65	H	W	77-60
12-5-67	H	W	94-61
1-3-76	H	W	72-59
12-10-77	H	W	74-64
12-1-84	H	W	101-69
11-12-10	H	W	76-68
11-11-11	H	W	65-48

Totals 1,975-1,416

South Dakota State (NU leads 12-0)

12-20-28	H	W	36-25
1-14-30	H	W	29-27
2-1-46	H	W	52-50
2-4-47	H	W	53-34
2-3-48	H	W	66-56
12-3-49	H	W	61-32
12-2-57	H	W	64-52
11-30-74	H	W	87-72
11-30-79	H	W	100-83
12-7-81	H	W	70-51
12-8-05	H	W	76-67
11-26-11	H	W	76-64

Totals 770-613

South Florida (Series tied 1-1)

12-5-02	A	L	60-65
12-6-03	H	W	75-52

Totals 135-117

Southeastern Louisiana (NU leads 1-0)

1-5-10	H	W	77-59
--------	---	---	-------

Southern Colorado (NU leads 1-0)

11-29-84	H	W	89-67
----------	---	---	-------

Southern Illinois (NU leads 2-0)

11-26-85	H	W	85-50
12-10-86	A	W	87-85

Totals 172-135

Southern Methodist (NU leads 4-2)

12-19-51	A	L	55-61
12-7-61	H	W	63-60
12-12-70	A	L	75-80
12-11-71	H	W	84-76
12-20-74	N	W	69-67
12-22-00	N	W	72-70

Totals 418-414

Southern (NU leads 1-0)

11-11-12	H	W	66-55
----------	---	---	-------

Southern Miss (NU trails 0-2)

3-24-87	N	L	75-82
11-26-99	N	L	48-75

Totals 123-157

Southern Utah (NU leads 4-0)

11-30-91	A	W	106-101
1-5-93	H	W	100-85
1-5-94	H	W	89-85
12-29-09	H	W	94-61

Totals 389-332

SE Missouri State (NU leads 2-0)

1-15-83	H	W	98-46
11-27-05	H	W	69-54

Totals 167-100

SW Missouri



The Huskers played their final season in the Bob Devaney Sports Center in 2012-13. Nebraska won over 75 percent of its games since moving into the building at the start of the 1976-77 season.

1-15-05	H	L	53-63
2-11-06	A	L	59-78
1-24-07	H	L	61-62
3-4-08	A	L	66-70
2-7-09	H	W	58-55
2-2-10	A	L	51-91
2-19-11	H	W	70-67
Totals			1,500-1,651

*National Invitation Tournament

Texas A&M (NU leads 12-8)

12-13-69	N	W	78-69
12-14-86	A	L	64-66
12-2-87	H	W	92-60
12-20-91	H	W	91-68
1-11-97	H	W	74-72
2-27-98	A	W	75-58
1-19-99	H	W	87-68
3-4-00	A	L	76-83 (OT)
2-28-01	H	W	97-69
2-20-02	A	W	82-72
1-15-03	H	L	52-53
2-11-04	A	W	83-77
1-26-05	H	W	77-67
2-25-06	A	L	55-66
2-10-07	H	L	55-66
2-23-08	A	W	65-59
2-24-09	H	L	55-57
1-9-10	A	L	53-64
3-11-10	N	L	64-70*
1-29-11	H	W	57-48
Totals			1,432-1,242

*Phillips 66 Big Eight/Big 12 Championship

Texas-Arlington (NU leads 1-0)

12-21-92	H	W	116-95
----------	---	---	--------

TCU (NU leads 7-2)

12-20-51	A	L	57-58 (OT)
12-11-70	A	W	69-64
12-11-72	H	W	72-58
3-24-83	H	W	67-57
3-15-99	A	L	89-101
11-19-08	A	W	62-50
11-21-09	H	W	90-77

12-11-10	H	W	70-56
12-10-11	A	W	69-57
Totals			647-578

Texas-Pan American (NU leads 1-0)

12-02-09	H	W	81-53
----------	---	---	-------

Texas Southern (NU leads 1-0)

11-27-04	H	W	78-58
----------	---	---	-------

Texas-San Antonio (NU leads 5-0)

11-27-93	H	W	96-85
12-3-96	H	W	79-76
11-29-97	H	W	68-59
11-28-01	H	W	81-63
12-1-02	H	W	69-53
Totals			393-336

Texas Tech (NU leads 16-10)

12-9-55	H	W	69-63 (OT)
12-20-56	A	W	67-66
12-15-58	H	W	54-46
12-1-62	A	W	68-66
12-9-63	H	L	60-76
12-20-64	A	L	78-82
11-29-83	H	L	45-59
12-15-84	A	W	79-74 (OT)
12-11-88	A	W	71-69
12-9-89	H	W	76-69
2-8-97	A	L	74-87**
2-25-98	H	W	82-65
2-20-99	A	L	68-73
3-4-99	*N	W	69-50
1-19-00	H	W	70-67
2-21-01	A	L	64-65
1-30-02	H	W	80-69
2-5-03	A	L	49-75
2-24-04	H	W	72-44
1-29-05	A	L	68-84
2-18-06	H	L	64-70
2-6-07	A	W	61-59
2-9-08	H	W	73-62
1-31-09	A	W	82-69
2-27-10	H	W	83-79 (2OT)
1-22-11	A	L	71-72
Totals			1,730-1,594

*-Phillips 66 Big 12 Championship
**Texas Tech later forfeited game

Toledo (NU leads 3-0)

12-8-90	H	W	105-68
1-2-92	A	W	57-52
11-24-95	N	W	72-59
Totals			234-179

Topeka YMCA (Series tied 1-1)

3-3-1902	A	L	36-52
3-22-1902	H	W	27-13
Totals			63-65

Tulane (NU leads 3-0)

3-17-83	H	W	72-65
3-26-96	N	W	90-78
11-21-11	H	W	61-57
Totals			223-200

Tulsa (NU trails 1-2)

12-1-97	A	L	68-85
12-1-98	H	L	49-52
12-22-09	N	W	74-70
Totals			191-207

UCLA (NU trails 2-5)

12-29-38	A	W	35-30
12-30-38	A	L	40-42
12-20-41	H	L	36-42
12-16-55	H	W	71-65
11-30-56	A	L	56-69
12-1-56	A	L	60-78
3-19-85	A	L	63-82
Totals			361-408

UMKC (NU leads 11-1)

12-8-82	H	W	69-50
11-25-89	H	W	91-76
1-9-91	A	W	97-78
1-20-92	H	W	74-71
1-9-93	A	W	66-65
1-5-94	H	W	92-71
1-18-95	A	W	63-60
1-17-96	H	W	87-69
12-11-96	A	W	76-64

12-30-98	A	W	81-65
12-8-00	H	L	71-82
11-24-09	H	W	70-48
Totals			937-799

USC (Tied 5-5)

12-21-62	H	L	49-58
12-22-62	H	L	53-55
12-20-63	A	L	73-79
12-21-63	A	L	64-79
11-25-91	H	W	93-84
12-23-92	A	L	64-74
11-29-09	A	W	51-48
11-27-10	H	W	60-58
11-14-11	A	W	64-61 (2OT)
12-3-12	H	W	63-51
Totals			634-647

Utah (NU trails 1-2)

12-30-35	A	W	48-47
12-27-39	H	L	40-63
12-13-80	A	L	55-57
Totals			143-167

Utah State (NU leads 2-0)

12-7-60	H	W	65-60
3-8-78	H	W	67-66
Totals			132-126

Utah Valley State (NU leads 1-0)

2-1-05	H	W	91-57
--------	---	---	-------

UTEP (NU trails 1-0)

12-23-12	A	L	52-68
----------	---	---	-------

Valparaiso (NU leads 3-0)

2-27-20	A	W	30-17
2-28-20	A	W	35-20
11-15-11	H	W	50-48
Totals			115-85

Vanderbilt (NU trails 2-5)

12-21-55	H	L	48-66
12-22-56	A	L	54-78
12-7-73	A	L	58-82

12-23-74	H	W	81-66
12-22-75	A	W	68-57
12-30-97	N	L	69-80
11-18-10	N	L	49-59
Totals			427-488

Villanova (NU trails 0-2)

11-27-87	N	L	53-70
11-19-98	N	L	60-75
Totals			113-145

Virginia (NU leads 1-0)

12-27-97	N	W	80-65
----------	---	---	-------

Virginia Tech (NU trails 0-1)

11-26-94	N	L	81-87
----------	---	---	-------

Wagner (NU leads 1-0)

12-30-89	H	W	88-67
----------	---	---	-------

Wake Forest (Tied 1-1)

12-30-89	H	L	53-55
12-27-12	A	W	79-63
Totals			132-118

Washburn (NU leads 1-0)

1-16-1908	A	W	26-25
-----------	---	---	-------

Washington (NU trails 3-6)

12-27-30	A	L	38-41
12-29-30	A	L	24-27
12-30-30	A	L	32-38
12-8-50	A	L	49-54
12-9-50	A	L	53-71
12-6-75	H	L	63-75
11-29-76	A	W	59-58 (OT)
3-21-87	H	W	81-76
3-12-97	H	W	67-63
Totals			466-503

Washington (Mo.) (NU leads 12-6)

1917-18	A	L	17-44
2-7-19	H	W	35-25
2-8-19	H	W	28-13
1-7-22	H	W	31-23
2-25-22	A	W	33-32
1922-23	H	L	32-34
1922-23	A	W	24-22
2-9-24	A	W	32-18
1923-24	H	W	38-17
2-20-25	A	W	24-20
3-5-25	H	L	16-36
2-20-26	H	W	26-20
3-6-26	A	L	14-22
1926-27	A	W	37-20
1926-27	H	W	41-24
12-16-27	A	L	27-28
1-9-28	H	L	19-30
1-11-49	H	W	48-45
Totals			522-473

Washington State (NU leads 6-2)

12-12-66	H	W	100-75
12-13-66	H	W	80-78
12-8-67	A	L	70-93
12-9-67	A	W	91-76
12-22-84	H	L	58-63
12-12-85	A	W	79-72
3-19-96	H	W	82-73
11-21-98	N	W	95-84
Totals			655-614

Weber State (NU leads 1-0)

11-26-96	H	W	83-66
----------	---	---	-------

Wesleyan Auto (NU trails 0-1)

3-5-14	H	L	19-31
--------	---	---	-------

West Virginia (NU trails 0-1)

1-2-30	A	L	19-45
--------	---	---	-------

Western Carolina (NU trails 0-1)

12-3-99	H	L	72-74
---------	---	---	-------

Western Illinois (NU leads 4-0)

12-21-77	H	W	73-72
12-17-94	H	W	69-62
11-19-97	H	W	86-57
12-5-01	H	W	72-53
Totals			300-244

Western Kentucky (NU trails 1-3)

12-31-46	A	L	56-74
3-14-86	N	L	59-67
1-6-07	H	W	82-71
12-5-07	A	L	62-69 (OT)
Totals			269-281

Western Reserve (NU leads 2-0)

12-28-36	A	W	41-35
12-21-48	A	W	83-80
Totals			124-115

Wichita State (NU leads 6-5)

12-12-55	A	L	46-71
12-3-60	H	L	63-65
12-4-61	A	L	49-79
12-10-68	H	W	94-92 (3OT)
12-6-69	A	W	81-79 (OT)
12-23-70	A	W	72-71
12-4-71	H	L	61-74
1-7-74	A	L	58-66
12-14-74	H	W	78-65
12-12-92	A	W	71-64
12-11-93	H	W	94-72
3-16-11	A	L	49-76
Totals			816-874

Winthrop (NU leads 2-0)

11-27-00	H	W	65-44
11-24-01	H	W	73-65
Totals			138-109

UW-Green Bay (NU leads 2-0)

1-2-91	A	W	70-63
12-30-91	H	W	76-68
Totals			146-131

UW-Oshkosh (NU leads 1-0)

1-4-80	H	W	96-72
--------	---	---	-------

UW-Stevens Point (NU leads 2-0)

11-30-81	H	W	74-45
1-9-85	H	W	69-62
Totals			143-107

UW-Stout (NU leads 1-0)

11-23-85	H	W	71-53
----------	---	---	-------

UW-Superior (NU trails 0-1)

12-28-31	A	L	34-36
----------	---	---	-------

Wofford (NU leads 1-0)

12-2-01	H	W	65-46
---------	---	---	-------

Wyoming (NU leads 16-10)

1-20-34	H	L	24-33
12-15-34	A	L	23-26
12-27-35	A	W	46-42
1-13-36	H	W	31-22
12-23-38	H	W	38-30
12-5-57	H	W	77-66
12-20-61	A	L	70-71
12-2-63	H	W	79-72
12-3-64	A	L	68-94
12-7-66	A	L	98-102
12-23-67	H	W	82-74
12-1-70	A	W	68-63
12-1-71	H	W	81-63
12-1-72	A	L	59-65
12-1-73	H	W	70-62
11-28-80	H	L	59-62 (OT)
11-27-81	A	L	48-62
12-18-82	H	W	68-57
12-20-83	A	W	67-64
12-10-84	H	W	79-65
11-30-85	A	W	64-53
12-20-86	H	W	62-61
12-19-87	A	L	58-87
1-23-89	H	W	71-58
1-22-90	A	L	65-95

12-20-06	N	W	73-58
Totals			1,628-1,545

Xavier (NU trails 0-2)

3-19-84	A	L	57-58
3-14-91	N	L	84-89
Totals			141-147

Yale (NU leads 1-0)

11-19-05	H	W	73-64
----------	---	---	-------

York College (NU leads 1-0)

1916-17	W		23-14
---------	---	--	-------



Husker fans storm the court following Nebraska's 70-67 win over No. 3 Texas in 2011, as the win marked the highest-ranked opponent Nebraska beat since 1994.

SERIES RESULTS VS. ALL OPPONENTS

MEDIA HISTORY RECORDS REVIEW OPPONENTS ADMINISTRATION COACHES 2013-14 HUSKERS OUTLOOK THIS IS NEBRASKA

Opponent	First Mtg.	Last Mtg.	W-L
Air Force	1960	1982	4-1
Alabama	1955	1986	0-2
Alabama A&M	2005	2007	3-0
Alabama State	2008	2008	1-0
Alaska-Fairbanks	2000	2002	1-1
Alcorn State	2007	2011	3-0
Angelo State	1980	1980	1-0
Appalachian State	1993	1995	2-1
Arizona	1961	2000	2-2
Arizona State	1969	2008	3-4
Arkansas	1933	1998	2-6
Arkansas-Little Rock	1987	1987	1-0
Arkansas-Pine Bluff	2004	2010	4-0
Arkansas State	1989	1989	1-0
Arkansas Tech	1979	1979	1-0
Augustana (S.D.)	1969	1984	3-0
Baker	1905	1906	3-0
Ball State	1981	2002	1-2
Baylor	1950	2011	12-10
Bellevue	1906	1906	1-0
Bethune-Cookman	2003	2003	1-0
Bowling Green	1991	1997	2-1
Bradley	1938	1959	2-5
Brandeis (Omaha)	1917	1917	1-0
Brigham Young	1931	2009	1-4
Brooklyn	1987	1988	2-0
Brown Coll. "B" Tm	1906	1906	1-0
Burgess-Nash	1916	1916	1-0
Butler	1930	1987	2-1
California	1938	1973	6-7
California-Davis	1978	1978	1-0
California-Irvine	1970	1987	2-2
California Santa Barbara	1979	2002	2-0
Cal State Bakersfield	1980	1980	1-0
Cal State Fullerton	1968	1968	1-0
Camp Funston	1918	1918	0-1
Canisius	1937	1985	1-1
Carleton	1932	1933	0-2
Centenary	2002	2002	1-0
Central City	1907	1907	1-0
Central Michigan	2011	2012	2-0
Chaminade	1988	1989	2-0
Charlotte	2008	2008	1-0
College of Charleston	1995	1995	1-0
Cheyenne Business College	1903	1903	0-1
Chicago Central	1905	1905	0-1
Chicago State	1990	2009	3-0
Cincinnati	1949	1997	0-3
The Citadel	1991	1993	3-0
Colgate	1921	1999	3-1
Colorado	1903	2011	77-71
Colorado College	1903	1929	6-1
Colorado State	1947	1999	7-3
Columbia	1988	1988	1-0
Connecticut	1992	1997	0-2
Coppin State	1997	1997	1-0
Cornell (N.Y.)	1956	1983	2-0
Cotner College	1909	1917	4-1
Creighton	1923	2012	25-21
Crete	1907	1907	1-0
Davidson	2010	2010	0-1
Delaware State	1995	2004	3-0
Denver	1907	2003	6-2
Denver YMCA	1903	1903	1-0
DePaul	1908	1983	1-4
Detroit	1938	1988	3-4
Doane	1899	1900	2-0
Drake	1909	1989	43-14
Duquesne	1949	1972	1-2
Eastern Illinois	1991	2001	5-0
Eastern Michigan	2003	2003	1-0
Eastern Washington	1980	2010	5-0
Emporia State	1956	1956	1-0
Evansville	1985	1986	1-1
Fairleigh Dickinson	2003	2003	1-0
Florida A&M	1994	2009	2-0
Florida Gulf Coast	2011	2011	1-0
Florida State	2005	2005	1-0
Fond du Lac	1901	1901	0-1
Fordham	1993	1993	1-0
Fort Dodge	1905	1918	5-1
Fort Dodge Co. G	1915	1915	0-1
Fort Riley	1906	1906	1-0
Fresno State	1952	1996	2-0
Furman	1988	1989	2-0
Gardner Naval Res	1943	1943	0-2
George Washington	1937	1937	0-1
Georgia	1993	1995	1-1
Georgia Southern	1996	1996	1-0
Georgia State	1973	1974	2-0
Georgia Tech	1984	1984	0-1
Grambling State	1988	2010	3-1
Great Lakes	1942	1942	0-1
Greeley H.S.	1903	1903	1-0
Grinnell	1907	1928	17-7
Hamline	1915	1917	2-0
Harvard	1949	1990	3-0
Haskell	1902	1903	0-2
Hastings	1920	1920	1-0
Hawaii	1968	2006	2-6
Hawaii-Hilo	1977	1977	0-1
Highland Park	1904	1908	1-2
Hillyard's	1927	1927	0-1
Hofstra	2006	2006	0-1
Houston	1963	2006	1-3
Hudson College	1907	1907	1-0
Idaho	1950	1990	3-4
Idaho State	1995	1995	1-0
Illinois	1921	2013	3-10
Illinois Wesleyan	1921	1921	1-0
Independence College	1906	1906	1-0
Indiana	1920	2013	2-9
Iona	1983	2001	2-0
Iowa	1907	2013	9-14
Iowa State	1909	2011	131-103
IPFW	2002	2008	3-0
Jackson State	2009	2010	2-0
Jacksonville State	2012	2012	1-0
Kansas	1900	2011	71-170
Kansas City YMCA	1906	1906	1-0
Kansas State	1908	2011	93-127
K.C. Athletic Club	1906	1926	2-3
Kent State	1993	2012	2-1
Kentucky	1941	1973	1-2
Knox	1920	1920	1-0
La Salle	1967	1972	1-1
Lawrence	1905	1905	1-0
Lehigh	1988	1988	1-0
Lewis	1905	1905	0-1
Lincoln High School	1904	1904	1-0
Lincoln YMCA	1897	1909	10-4
Lipscomb	2002	2003	2-0
Long Beach State	1975	1996	3-0
Longwood	2005	2005	1-0
Louisiana State	1989	1989	0-1
Louisiana Tech	2005	2005	1-0
Louisville	1947	1980	0-2
Loyola (Ill.)	1937	1938	1-1
Loyola Marymount	1981	1981	1-0
Lubbock Christian	2006	2006	1-0
MacMurray	1974	1974	1-0
Mankato State	1977	1977	1-0
Marquette	1934	2005	4-4
Marshall	1967	1967	0-1
Marshfield	1907	1907	1-0
Maryland Baltimore County	1989	2008	1-1



The Huskers wore throwback jerseys honoring the 1949-50 Big Seven Conference championship team for their 2012 Big Ten Tournament opener against Purdue

Maryland Eastern Shore	2008	2010	3-0
Memphis	1955	1955	0-1
Menasha	1905	1905	1-0
Mesa	1983	1983	1-0
Miami	1952	2006	3-1
Miami (Ohio)	1963	1991	2-1
Michigan	1950	2013	2-8
Michigan State	1920	2013	6-12
Middle Tenn. State	1974	1974	0-1
Millikin	1935	1935	0-1
Minneapolis YMCA	1904	1904	1-0
Minnesota	1902	2013	16-51
Minnesota Ag Coll.	1903	1903	0-1
Minnesota-Duluth	1974	1974	1-0
Mississippi	1978	2008	1-2
Mississippi State	1996	1996	0-1
Missouri	1908	2011	93-126
Missouri-St. Louis	1987	1987	1-0
Missouri State	1983	1983	1-0
Missouri Southern	1978	1978	1-0
Missouri Western	1983	1983	1-0
Monmouth	2000	2000	1-0
Montana	1937	1983	3-2
Montana State	1930	2005	4-1
Morehead State	1989	1995	2-0
Morgan State	2004	2004	1-0
Morningside	1904	1920	7-0
Morrison	1908	1908	0-1
Muscatine	1908	1908	0-1
Murray State	1991	2001	0-2
NATTC	1945	1945	0-1
Navy Pre-Flight	1945	1945	0-2
Nebraska-Omaha	1988	2012	3-0
Nebraska Wesleyan	1899	1923	20-6
Nevada-Las Vegas	1979	1999	1-1
Nevada	1948	1997	3-1
New Mexico	2009	2009	0-1
New Mexico State	1976	1993	1-1
New Orleans	1998	1998	1-0
Niagara	1938	2004	2-0
Nicholls State	2012	2012	1-0
Norfolk State	2007	2007	1-0
North Carolina	1973	1973	0-1
North Carolina A&T	1999	2005	4-0
North Carolina Central	2007	2007	1-0
UNC Greensboro	1998	1999	2-0
UNC Wilmington	1998	1998	1-0
North Dakota	1934	2011	2-1
North Dakota State	1934	1934	1-0
North Texas	1973	2006	4-0
NE Missouri State	1974	1986	3-0
Northeastern Illinois	1995	1996	2-0
Northern Colorado	1948	2005	3-0
Northern Illinois	1989	1991	2-1
Northern Iowa	1949	1997	13-1
Northern Michigan	1970	1970	1-0
NW Missouri State	1949	1987	10-0
Northwestern	1934	2013	4-2
Notre Dame	1920	1962	5-2
Ohio	1958	1994	3-0
Ohio State	1937	2013	2-9
Oklahoma	1921	2011	83-104
Oklahoma City	1964	1966	1-1
Oklahoma State	1927	2011	63-54
Omaha Alumni	1913	1915	3-0
Omaha Athletic Club	1920	1920	2-0
Omaha Christian	1904	1904	1-0
Omaha YMCA	1898	1905	6-3
Old Dominion	1997	1997	1-0
Oral Roberts	2000	2002	2-1
Oregon	1942	2012	7-6
Oregon State	1941	2009	4-6
Ottumwa Navy	1947	1947	2-0
Pacific	1967	2002	3-1
Pennsylvania	1994	1994	0-1
Penn State	1981	2013	4-3
Pentahlon	1945	1945	1-0
Pepperdine	1990	1990	1-0
Pittsburgh	1930	2001	1-3
Port Washington	1905	1905	1-0
Portage Co. F	1907	1908	0-2
Portland	1967	1994	2-0
Portland State	1980	1980	1-0
Presbyterian	2007	2007	1-0
Princeton	1958	1958	1-0
Purdue	1948	2013	3-9
Rhode Island	2011	2011	1-0
Ripon	1905	1905	0-1
Rutgers	2000	2007	1-2
Sacramento State	1979	1993	3-0
Sacred Heart College	1913	1913	1-0
Saint Louis	1930	2009	4-4
St. Francis (Pa.)	2004	2004	1-0
St. Mary's (Calif.)	1947	1976	1-1
St. Joseph's (Iowa)	1913	1917	3-0
St. Joseph's (Pa.)	1996	1996	1-0
St. Thomas (Minn.)	1917	1917	1-0
St. Thomas (Pa.)	1937	1937	1-0
Sam Houston State	1989	2002	3-1
San Diego State	1972	1972	0-1
San Francisco	1987	2000	2-1
San Jose State	1948	2008	3-2
Santa Clara	1936	1985	1-2
Savannah State	2002	2011	4-0
Shattuck	1905	1906	2-0
Simpson	1914	1917	1-1

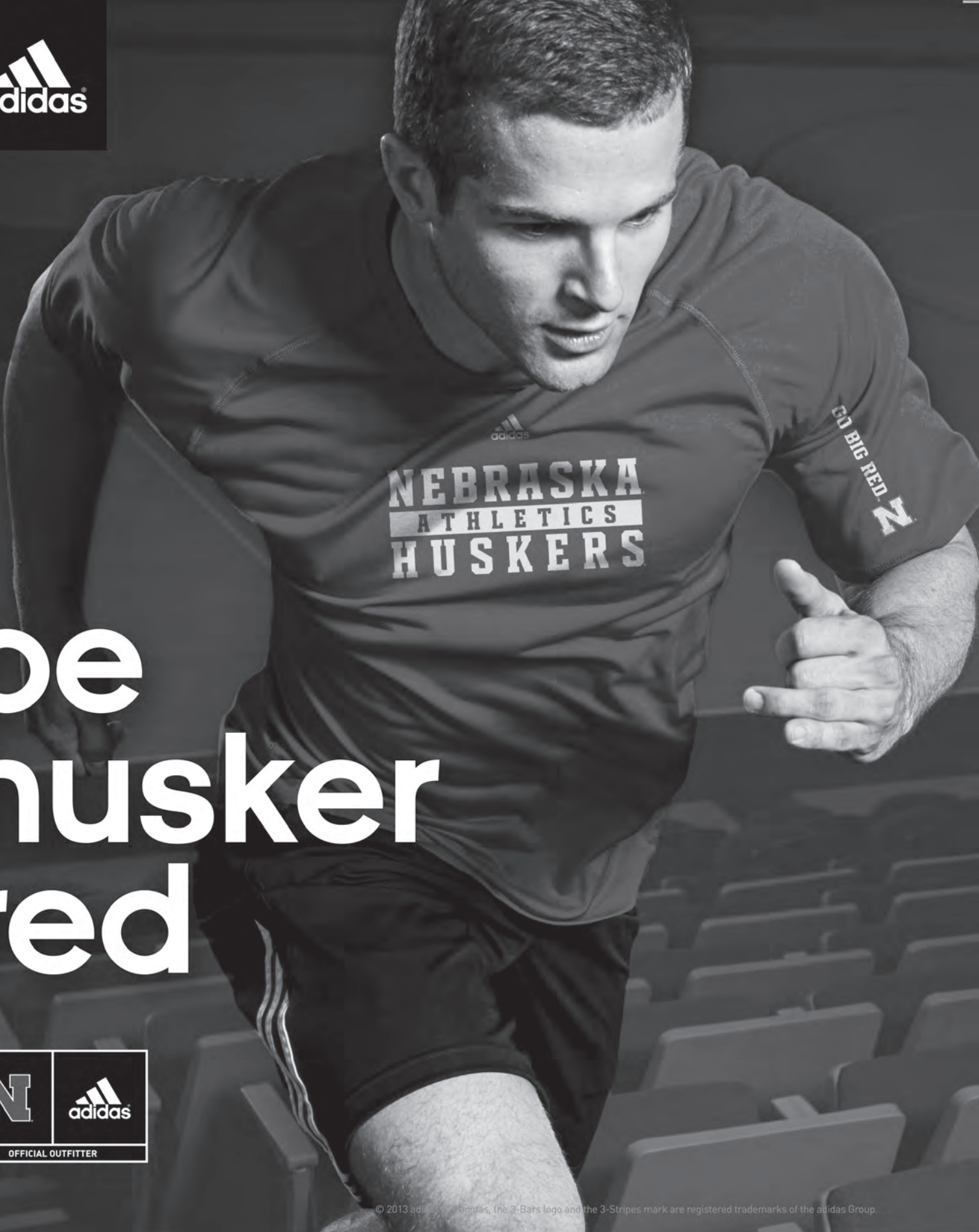
Sioux City YMCA	1902	1904	1-1
Sonoma State	1981	1981	1-0
South Carolina	1976	1977	1-1
South Carolina State	2008	2008	1-0
South Carolina Upstate	2009	2009	1-0
South Dakota	1911	2011	31-5
South Dakota State	1930	2011	12-0
South Florida	2002	2003	1-1
Southeastern Louisiana	2010	2010	1-0
Southern	2012	2012	1-0
Southern Colorado	1985	1985	1-0
Southern Illinois	1986	1987	2-0
Southern Methodist	1952	2001	4-2
Southern Mississippi	1987	2000	0-2
Southern Utah	1992	2009	4-0
SE Missouri State	1983	2005	2-0
Southwest Texas State	1999	1999	1-0
Southwestern La.	1993	1993	0-1
Springfield (Mass.)	1953	1953	1-0
Stanford	1933	1966	3-6
Stevens Point A.C.	1901	1901	0-1
Tampa	1952	1952	0-1
Temple	1937	1937	0-1
Tennessee	2003	2004	2-0
Tennessee Tech	1991	1991	1-0
Texas	1965	2011	6-16
Texas-Arlington	1993	1993	1-0
Texas A&M	1970	2011	12-8
TCU	1952	2011	7-2
Texas-Pan American	2009	2009	1-0
Texas-San Antonio	1994	2002	5-0
Texas Southern	2004	2004	1-0
Texas Tech	1956	2011	16-10
Toledo	1991	1996	3-0
Topeka YMCA	1902	1902	1-1
Tulane	1983	2012	3-0
Tulsa	1998	2009	1-2
UAB	1979	2005	2-2
UCLA	1939	1985	2-5
UMKC	1983	2009	11-1
USC	1963	2012	5-5
Utah	1936	1981	1-2
Utah State	1961	1978	2-0
Utah Valley State	2005	2005	1-0
UTEP	2012	2012	0-1
Valparaiso	1920	2012	3-0
Vanderbilt	1956	2010	2-5
Villanova	1988	1999	0-2
Virginia	1998	1998	1-0
Virginia Tech	1995	1995	0-1
Wagner	1990	1990	1-0
Wake Forest	2011	2012	1-1
Washburn	1908	1908	1-0
Washington	1931	1997	3-6
Washington (Mo.)	1918	1949	12-6
Washington State	1967	1999	6-2
Weber State	1997	1997	1-0
Wesleyan Auto	1914	1914	0-1
West Virginia	1930	1930	0-1
Western Carolina	2000	2000	0-1
Western Illinois	1978	2002	4-0
Western Kentucky	1947	2007	1-3
Western Reserve	1937	1949	2-0
Wichita State	1956	2011	6-6
Winthrop	2000	2002	2-0
Wisconsin	1904	2013	10-10
UW-Green Bay	1991	1992	2-0
UW-Oshkosh	1980	1980	1-0
UW-Stevens Point	1982	1985	2-0
UW-Stout	1986	1986	1-0
UW-Superior	1932	1932	0-1
Wofford	2002	2002	1-0
Wyoming	1934	2006	16-10
Xavier (Ohio)	1984	1991	0-2
Yale	2005	2005	1-0
York College	1917	1917	1-0

NEBRASKA VS. NCAA DIVISION I CONFERENCES

Conference (Number of Teams)	G	W-L	Pct.
America East (9)	2	1-1	.500
American Atlantic (10)	24	7-17	.292
Atlantic Coast (15)	22	12-10	.545
Atlantic Sun (10)	4	4-0	1.000
Atlantic 10 (13)	17	9-8	.529
Big East (10)	66	32-34	.485
Big Sky (11)	31	27-4	.871
Big South (12)	2	2-0	1.000
Big 12 (10)	1,079	482-597	.447
Big Ten (12)	198	61-137	.308
Big West (10)	19	11-8	.579
Colonial Athletic (9)	3	2-1	.667
Conference USA (16)	27	18-9	.667
Horizon (9)	12	8-4	.667
Ivy (8)	9	8-1	.889
Metro Atlantic Athletic (11)	7	6-1	.857
Mid-American (12)	24	18-6	.750
Mid-Eastern Athletic (13)	22	22-0	1.000
Missouri Valley (10)	90	67-23	.744
Mountain West (11)	58	38-20	.655
Northeast (10)	5	5-0	1.000
Ohio Valley (12)	13	11-2	.846
Pacific-12 (12)	234	117-117	.500
Patriot League (10)	5	4-1	.800
Southeastern (14)	268	115-153	.429
Southern (11)	12	9-3	.750
Southland (14)	10	8-2	.800
Southwestern Athletic (10)	19	18-1	.947
Summit (8)	63	60-7	.896
Sun Belt (10)	11	7-4	.636
West Coast (9)	21	12-9	.571
Western Athletic (9)	27	21-6	.778
Independents (1)	0	0-0	.000

NEBRASKA IN EXHIBITION PLAY (51-6)

Season	Opponent	Result	Score	Season	Opponent	Result	Score
1966-67	Swedish Nationals	W	103-78	1998-99	Pella Windows Basketball	W	67-61
1968-69	Athletes in Action	W	74-65		Next Level Sports	W	86-76
1972-73	Yugoslavian	L	80-82	1999-2000	Calif. South All-Stars (ot)	W	107-99
1978-79	Windsor	W	113-69		Ural Great-Russia (ot)	L	98-102
1981-82	Windsor	W	94-51	2000-01	Global Sports	L	62-74
1982-83	Brandon	W	96-68		Sports Tours Int'l.	W	89-49
1983-84	Windsor	W	117-49	2001-02	Nebraska-Kearney	W	58-55
1985-86	Bratislava	W	101-67		Delta Jammers	W	75-57
1986-87	Club Bosnia	W	90-82	2002-03	EA Sports	W	63-46
1987-88	Czechoslovakia	L	66-69		Sports Tours Int'l.	W	113-76
1988-89	Athletes in Action (ot)	L	102-104	2003-04	Alaska-Fairbanks	W	84-53
	Victoria All-Stars	W	109-84		Athletes in Action	W	78-73
1989-90	Brisbane Bullets	W	76-74	2004-05	Monterrey Tech	W	89-48
	Athletes in Action	W	104-90		Nebraska-Kearney	W	84-71
1990-91	High Five America	W	128-89	2005-06	Nebraska-Omaha	W	70-65
	Czechoslovakia	W	92-71		Holy Family (Pa.)	W	76-54
1991-92	Ukraine Nationals	W	80-71	2006-07	Nebraska-Kearney	W	74-72
	High Five America	W	93-84		SIU-Edwardsville	L	50-54
1992-93	Cuban Nationals	W	114-76	2007-08	Nebraska Wesleyan	W	70-50
	Marathon Oil	W	126-96		Wayne State	W	74-51
1993-94	Kiev Baskets	W	122-59	2008-09	Chadron State	W	85-54
	Marathon Oil	W	109-91	2009-10	Arkansas-Fort Smith	W	86-66
1994-95	USA Verich Reps	W	117-101		Hastings	W	71-39
	Russian Red Army	W	105-83	2010-11	Peru State	W	75-43
1995-96	Spalding Americas	W	113-68		Bellevue	W	82-58
	Team Pella	W	97-75	2011-12	Doane	W	75-54
1996-97	Pella Windows Basketball	W	82-71	2012-13	Midland	W	68-40
	Marathon Oil	W	82-81				
1997-98	Pella Windows Basketball	W	83-63				
	Marathon Oil	W	87-72				



NEBRASKA
ATHLETICS
HUSKERS

GO BIG RED.

be
husker
red



© 2013 adidas. Adidas, the 3-Bars logo and the 3-Stripes mark are registered trademarks of the adidas Group.



2012-13 REVIEW



BRANDON UBEL

2012-13 SEASON IN REVIEW

ESTABLISHING A FOUNDATION FOR SUCCESS


For the Nebraska men's basketball program, the 2012-13 season laid the groundwork for the future success of Husker basketball. First-year head coach Tim Miles took a short-handed roster and surpassed the expectations that nearly everyone outside the program had for Nebraska basketball.

The Huskers, who returned only one starter and two of the top nine scorers from the previous year, went 15-18 on the season and finished 10th in the 12-team Big Ten Conference, which was widely considered the nation's toughest during the 2012-13 campaign. Nebraska improved both its overall and conference win total while picking up its first-ever Big Ten Tournament win. Prior to the year, the Huskers were a consensus choice to finish in the basement by all of the league's media, including 23 of 24 votes by a Big Ten media panel.

Nebraska posted its first conference sweep since 2009 with two wins over Penn State, and posted wins over postseason qualifiers Iowa and Minnesota in the final weeks of the regular season. The Huskers finished the year with a win over Purdue in the Big Ten Tournament in Chicago before falling to eventual Big Ten Tournament champion and Elite Eight qualifier Ohio State to end the season.

In all, 17 of the Huskers' 18 losses were against teams which reached postseason play, including 14 against NCAA Tournament teams, as Nebraska finished with the No. 13 strength of schedule nationally after posting the 49th toughest schedule the previous season.

Nebraska was able to succeed in Miles first season with a solid defense, a team that minimized turnovers and outstanding leadership from seniors Brandon Ubel, Dylan Talley and Andre Almeida. The Huskers allowed just 63.4 points per game and held 13 opponents to 60 points or less. More importantly, Nebraska ranked 10th nationally



Dylan Talley scored a career-high 28 points against No. 8 Michigan State. He earned honorable-mention All-Big Ten honors in 2012-13.

2012-13 SEASON BY THE NUMBERS

2 - Number of turnovers Nebraska had against Purdue on Jan. 16, setting a school record for fewest turnovers in a game. The previous mark was three, set on three occasions, most recently against Baylor on Feb. 10, 2010.

3 - Number of Huskers who finished the season averaging double figures (Dylan Talley, Ray Gallegos and Brandon Ubel), the most since the 2005-06 campaign.

3 - Number of Husker seniors who received their degree in 2013, as Andre Almeida, Dylan Talley and Brandon Ubel all graduated from the University of Nebraska.

4 - Number of double doubles for Brandon Ubel in 2012-13, the most since Aleks Maric had 15 en route to earning first-team All-Big 12 honors in 2007-08.

5 - Nebraska's wins on the ESPN family of television networks, including four in Big Ten action.

7-0 - Nebraska's record in games decided by five points or less. Four of the seven wins came against Big Ten foes (at Penn State, Iowa, Minnesota and vs. Purdue).

10 - Number of games Nebraska played against ranked teams in 2012-13. That tied the 1994-95 and 1990-91 teams for most games in a season against a ranked team.

10.67 - Turnovers per game for Nebraska in 2012-13, ranking 10th nationally and setting a school record for fewest turnovers per game. The previous mark was 11.30 in 1984-85.

13 - Nebraska's strength of schedule during the 2012-13 season.

18 - Number of times that Ray Gallegos played all 40 minutes during the season.

19 - First-half deficit Nebraska overcame in a 64-60 win over Iowa on Feb. 23, the third-largest deficit overcome in school history.

20 - Points that David Rivers scored against Central Michigan on Dec. 22, matching his entire 2011-12 season total in one night. Rivers also tied a personal best with seven rebounds in the victory.

23 - Number of teams that Nebraska played that reached postseason play in 2012-13 out of a total of 33 games. The Huskers played 17 games against teams that reached the NCAA Tournament, going 3-14 in those contests.

26 - Consecutive made free throws by Dylan Talley to end the season. The streak began on Jan. 29, and covered Nebraska's final 12 contests.

30 - Points by Ray Gallegos at Minnesota on Jan. 29, the most by a Husker since the 2007-08 season, and the highest total by a Husker guard since Tyrone Lue in 1997-98. It was also the second-highest scoring effort in Big Ten conference play in 2012-13.

1,237 - Minutes played by Ray Gallegos, breaking the school record of 1,155 by Dave Hoppen during the 1984-85 season. Gallegos and Dylan Talley (1,173) ranked first and second in school history in minutes played.

1920 - The last time a Nebraska coach won his first road game before Tim Miles led the Huskers to a 79-63 win at Wake Forest in the B1G/ACC Challenge.

1991-92 - In each of its first two years as a Big Ten member, Nebraska has played three ranked teams in its first four conference games. Prior to the last two seasons, the 1991-92 campaign was the only other time since the AP poll started in 1949-50 where Nebraska had played three of its first four conference games against ranked teams.

447 - All-time wins by the Huskers at the Bob Devaney Sports Center, compiling a 447-151 record (.751 pct).

6,117,181 - Attendance at the Devaney Center for men's basketball during its 37-season tenure. Nebraska posted a .500 or better mark in each of the 37 seasons at the Devaney Center.



Senior center Andre Almeida ranked among the Big Ten leaders in blocked shots in 2012-13. Almeida had eight games with at least three blocked shots, including four against Creighton.

and set a school record by committing just 10.7 turnovers per game, highlighted by a single-game school-record two turnovers against Purdue on Jan. 16.

Ubel provided a steadying force on the interior for the Huskers, averaging 11.5 points and 6.7 rebounds per game to set personal bests in both categories. The 6-foot-10 senior nearly doubled his previous career scoring average and ranked among the conference leaders in both scoring and rebounding. Ubel, who was selected by his teammates as the Jack Moore Award winner for team MVP, had four double-doubles on the year, but one of his biggest moments came on senior night on March 6 against Minnesota. Ubel scored all 15 of his points in the second half, including Nebraska's final 10 points, of a 53-51 victory in the final game at the Devaney Center. Ubel was also at his best in the Big Ten Tournament, averaging 16.0 points and 7.5 rebounds per game. He led the Huskers in both scoring (16 points) and rebounds (seven) in the loss to No. 10 Ohio State, as he went 7-of-8 shooting from the floor. His 16 points against both Purdue and Ohio State were his highest point total against a conference team during the season.

While Ubel was the heart of the team, Talley was often the team's offensive engine and was counted on to carry the bulk of the Huskers offense. Talley led the Huskers and ranked 10th in the conference in scoring at 13.7 points per game while also leading Nebraska with 2.5 assists per game. He totaled 20 or more points on seven occasions, including a career-high 28-point performance against No. 8 Michigan State. Talley provided the year's signature moment against Iowa, hitting a 3-pointer with 9.2 seconds left, as Nebraska erased a 19-point first-half deficit to win 64-60. In that game, Talley scored 16 of his 18 points in the second half, as the comeback was the third largest in school history. An honorable-mention All-Big Ten selection, Talley averaged 15.1 points per game over Nebraska's final 11 games, including a 21-point, eight-rebound effort at Wisconsin and 20 points, five rebounds and five assists at Illinois.

While Ubel and Talley were known quantities, other players showed significant improvement during the 2012-13 season, as Almeida, Ray Gallegos and David Rivers became valuable contributors.

Almeida, who missed all of 2011-12 with a knee injury, gave the Huskers a physical post presence, averaging 4.6 points, 3.3 rebounds and 1.1 blocks per game, despite battling injuries which hampered him during Big Ten play. His biggest effort came in Nebraska's win at Wake Forest during the ACC/Big Ten Challenge, when he tied career highs in both points (20) and rebounds (11) en route to earning Big Ten Player-of-the-Week accolades. It was one of three double-digit efforts for Almeida as a senior.

Gallegos, who averaged 2.8 points per game two years ago, came off a redshirt

season and provided Nebraska with solid long-range shooting, as he averaged 11.5 points per game to rank 17th in the Big Ten in scoring. The 6-foot-2 guard led the Big Ten in 3-pointers per game (2.5) and ranked eighth in steals (1.4 spg), as his 83 3-pointers were second on Nebraska's single-season chart. Gallegos totaled six 20-point games during his junior campaign, including a 30-point night at Minnesota which was the most by a Husker guard since 1998. He is Nebraska's top returning scorer entering the 2013-14 season, as his 12.5 points per game scoring average as a junior will be the highest by a returning Husker since the 2007-08 campaign.

Sophomore forward David Rivers took advantage of injuries in the Husker frontcourt and moved into the starting lineup for the final two months of the season. The 6-foot-7 forward averaged 5.6 points and 3.4 rebounds per game and started Nebraska's final 17 contests. He had a career-high 20 points and seven rebounds in the win over Central Michigan, but may have put together his top performance at No. 22 Michigan State in his first career start when he had 18 points on a perfect 8-of-8 shooting and six rebounds, as Nebraska stood toe to toe with the Spartans for 40 minutes.

One of the promising developments of the season was the growth of freshmen Shavon Shields and Benny Parker, both of whom found their way into the Huskers' rotation and gave fans optimism for future seasons.

Shields, who missed five of NU's first six games because of an elbow injury, finished fourth on the team in scoring at 8.6 points per game while ranking second on the squad with 5.1 rebounds per game. Shields reached double figures eight times, including a career-high 29 points at Penn State, and led NU in scoring at the Big Ten Tournament with 16.5 points and 5.5 rebounds per game. A two-time Big Ten Rookie of the Week, Shields' 29-point outing against Penn State was second on the Huskers' single-game freshman chart.

Parker provided the Huskers with a solid backup point guard, ranking second on the team with 69 assists while averaging more than 20 minutes per game. He was one of four Huskers to play in every game while he posted a team-best 1.6-to-1 assist-to-turnover ratio and did not commit a turnover in his final 81 minutes of action dating back to Feb. 26. In all, he had zero or one turnover in 20 of 33 games.

With only nine scholarship players available on the 2012-13 roster, Miles also relied on several walk-ons to play vital roles. Junior Mike Peltz and sophomores Jordan Tyrance and Trevor Menke found their way into the rotation at times playing significant minutes. Peltz played in 14 games before being sidelined by a knee injury in January. Tyrance was one of NU's backups in the frontcourt and played in 23 games, while Menke provided backcourt depth and appeared in 15 contests.

2012-13 SENIOR BIOS



ANDRE ALMEIDA

Center | 6-11 | 314
Sao Paulo, Brazil | Arizona Western College

CAREER HONORS

- ◆ 2013 University of Nebraska Graduate
- ◆ 2012-13 Team Co-Captain
- ◆ Big Ten Player of the Week (12/3/12)
- ◆ Big 12 Rookie of the Week (2/21/11)
- ◆ Sixth in Big 12 in blocked shots in 2010-11

Andre Almeida (pronounced AL-may-duh) provided the Huskers with a solid interior post player during his Husker career. As a senior in 2012-13, he played in 29 games, including 17 starts, and averaged 4.6 points, 3.2 rebounds and a team-high 1.1 blocks per game. He finished 11th in the Big Ten in blocked shots despite averaging less than 15 minutes per contest. Almeida reached double figures three times, matching his career high with 20 points and 11 rebounds in a win at Wake Forest. For his effort, he was named Big Ten Player of the Week. He also had 19 points against Nebraska-Omaha and 10 points in a win over Tulane. Against UNO, Almeida hit 9-of-11 shots from the floor and grabbed seven rebounds. His biggest impact was on the defensive end, when he had three or more blocked shots eight times, including four each against Tulane and Creighton. He also had 10 games with at least five rebounds, including 11 at Wake Forest and eight against No. 11 Ohio State.

Almeida, who missed the 2011-12 season with a knee injury, was one of NU's top big men in his first season, averaging 5.2 points on 56 percent shooting, 3.3 rebounds and 1.3 blocks per game in under 15 minutes of action per contest. He finished sixth in the Big 12 in blocked shots and helped the Huskers rank seventh nationally in field goal defense and lead the Big 12 in scoring defense. He reached double figures five times, including a career-high 20 points in his debut against South Dakota. He also had 10 points and seven rebounds at No. 3 Kansas and added 10 points on 5-of-5 shooting and five rebounds in a win over No. 3 Texas en route to Big 12 Rookie-of-the Week honors.

Almeida received his degree in sociology from Nebraska in May of 2013.

Nebraska Career Highs

Points: 20, Two times (last, 11/27/12)
Rebounds: 11, at Wake Forest (11/27/12)
Field Goals: 9, Three times (last, 11/27/12)
Free Throws: 6, vs. Tulane (11/21/12)
3-point FG: None
Assists: 4, vs. UAPB (11/15/10)
Steals: 2, two times (last, 12/18/10)
Blocks: 5, vs. Savannah State (1/5/11)
Minutes: 27, at Wake Forest (11/27/12)



DYLAN TALLEY

Guard | 6-5 | 216
Camden, N.J. | Blinn College

CAREER HONORS

- ◆ 2013 University of Nebraska Graduate
- ◆ 2012-13 Co-Captain
- ◆ 2012-13 Honorable-Mention All-Big Ten
- ◆ 10th in Big Ten in scoring per game in 2012-13
- ◆ Third in Big Ten in minutes per game in 2012-13
- ◆ Signed with Sports Club Rasta Vechta (Germany)

Dylan Talley was a major contributor in his two seasons at Nebraska at the guard spot. He was the offensive engine for the 2012-13 Huskers, as the senior led the Huskers in both scoring and assists. On the year, the 6-foot-5 guard ranked 10th in the Big Ten in scoring at 13.7 points per game while also dishing out 2.5 assists and grabbing 4.9 rebounds per outing. He paced the Huskers in scoring 14 times and reached double figures 25 times, including a team-high seven 20-point efforts. Talley, who moved to point guard midway through the Big Ten season, earned honorable-mention All-Big Ten honors, becoming the first Husker to do so since Nebraska joined the league in 2011-12. Talley was at his best in Big Ten play, ranking seventh in scoring at 14.7 points per game while ranking among the conference leaders in free throw percentage (.800, seventh), minutes played (35.6, seventh) and 3-pointers per game (1.7, 15th). He closed the conference season with a flourish, averaging 17.1 ppg in the second half of Big Ten play, including a career-high 28 points against No. 8 Michigan State on Feb. 16. It was one of nine straight double-figure efforts to cap Big Ten action.

Talley provided the Huskers with a scorer off the bench in his first season in the program. He was third on the team in scoring at 8.9 points per game while adding 3.3 rebounds and 1.9 assists per game in just under 24 minutes of action. The 6-foot-5 guard was a solid shooter from long range, hitting 37 percent from 3-point range and led all Big Ten bench reserves in points per game. Talley reached double figures 11 times in 2011-12 despite making only one start and missing five games with a thigh injury.

Talley received his degree in sociology from Nebraska in August of 2013, and signed to play with Sports Club Rasta Vechta for the 2013-14 season.

Nebraska Career Highs

Points: 28, vs. Michigan State (2/16/13)
Rebounds: 9, two times (last, 1/18/12)
Field Goals: 10, vs. Kent State (11/24/12)
Free Throws: 8, vs. Michigan St. (2/16/13)
3-point FG: 6, vs. Cent. Michigan (12/22/12)
Assists: 6, at Penn State (1/19/13)
Steals: 4, vs. Purdue (1/16/13)
Blocks: 2, vs. Indiana (11/18/12)
Minutes: 40, at Illinois (3/2/13)

ANDRE ALMEIDA'S CAREER STATS

vs. All Opponents

Year	G-GS	MP-MPG	FG-FGA	Pct.	3FG-3FGA	Pct.	FT-FTA	Pct.	Rebounds					TP-Avg.		
									O-D	Tot.-Avg.	F-DQ	A	TO		B	S
2010-11	30-3	447-14.9	67-120	.558	0-0	.000	23-43	.535	36-64	100-3.3	67-0	26	44	39	7	157-5.2
2012-13	29-17	422-14.6	56-114	.491	0-0	.000	21-35	.600	38-59	97-3.3	74-1	11	27	32	6	133-4.6
TOTAL	59-20	869-14.7	123-234	.526	0-0	.000	44-78	.564	74-123	197-3.3	141-1	37	71	71	13	290-4.9

vs. Conference Opponents

Year	G-GS	MP-MPG	FG-FGA	Pct.	3FG-3FGA	Pct.	FT-FTA	Pct.	Rebounds					TP-Avg.		
									O-D	Tot.-Avg.	F-DQ	A	TO		B	S
2010-11	15-1	198-13.2	29-59	.492	0-0	.000	6-17	.353	20-24	44-2.9	36-0	13	19	12	1	64-4.3
2012-13	14-4	176-12.6	13-40	.325	0-0	.000	6-11	.545	18-20	38-2.7	31-1	5	9	14	2	32-2.3
TOTAL	29-5	374-12.9	42-99	.424	0-0	.000	12-28	.429	38-44	82-2.8	67-1	18	28	26	3	96-3.3

DYLAN TALLEY'S CAREER STATS


vs. All Opponents

Year	G-GS	MP-MPG	FG-FGA	Pct.	3FG-3FGA	Pct.	FT-FTA	Pct.	Rebounds					TP-Avg.		
									O-D	Tot.-Avg.	F-DQ	A	TO		B	S
2009-10*	26-14	761-29.3	109-274	.398	28-93	.301	61-88	.693	23-74	97-3.7	48-1	55	71	9	16	307-11.8
2011-12	25-1	594-23.8	74-183	.404	38-103	.369	36-44	.818	19-64	83-3.3	53-1	44	40	9	26	222-8.9
2012-13	33-33	1173-35.5	161-433	.372	51-149	.342	80-108	.741	27-130	157-4.8	74-0	81	71	8	30	453-13.7
TOTAL	58-34	1767-30.5	235-616	.381	89-252	.353	116-152	.763	46-194	240-4.1	127-1	125	111	17	56	675-11.6
All*	84-48	2528-30.1	344-890	.387	117-345	.339	177-240	.738	69-268	337-4.0	175-2	180	182	26	72	982-11.7

vs. Conference Opponents

Year	G-GS	MP-MPG	FG-FGA	Pct.	3FG-3FGA	Pct.	FT-FTA	Pct.	Rebounds					TP-Avg.		
									O-D	Tot.-Avg.	F-DQ	A	TO		B	S
2009-10*	12-2	335-27.9	58-133	.436	15-46	.326	31-44	.705	13-31	44-3.7	20-0	31	31	4	2	162-13.5
2011-12	15-0	370-24.7	43-108	.398	22-63	.349	22-27	.815	12-38	50-3.3	31-1	24	23	5	17	130-8.7
2012-13	18-18	641-35.6	94-243	.387	28-86	.326	44-55	.800	10-68	78-4.3	45-0	45	41	6	15	260-14.4
TOTAL	33-18	1011-30.6	137-351	.390	50-149	.336	66-82	.805	22-106	128-3.9	76-1	69	64	11	32	390-11.8
All*	45-20	1346-29.9	195-484	.403	65-195	.333	97-126	.770	35-137	172-3.8	96-1	100	95	15	34	552-12.3

* Statistics from Binghamton



BRANDON UBEL

Forward | 6-10 | 234
Overland Park, Kan. | Blue Valley North

CAREER HONORS

- ◆ 2013 University of Nebraska Graduate
- ◆ 2012-13 Team Co-Captain
- ◆ 2012-13 Jack Moore Award
- ◆ Fifth in school history in career free throw pct. (80.2 pct)
- ◆ Seventh in school history in career games (125)
- ◆ 20th in Big Ten in scoring per game in 2012-13
- ◆ Seventh in Big Ten in rebounding per game in 2012-13
- ◆ Seventh in Big Ten in free throw percentage in 2012-13
- ◆ Three-time Academic All-Conference (2011-12-13)
- ◆ Signed with Excelsior Bruxelles (Belgium)

A two-year starter and four-year letterman for the Huskers, Brandon Ubel (pronounced YOU-bell) finished his Husker career with 893 points and 549 rebounds in 125 career games, ranking 36th in scoring and 20th in rebounding in Nebraska's 117-year history.

Ubel was seventh all-time in games played while his 80.2 career percentage from the free throw line was fifth all-time and the best by a Husker big man.

He was the Huskers' heart and soul during the 2012-13 season, ranking among the team leaders in both scoring and rebounding and was selected by his teammates as the Jack Moore Award winner for team MVP. As a senior, Ubel ranked among the Big Ten leaders in both scoring and rebounding, setting personal bests with 11.5 points and a team-high 6.7 rebounds per game. He was seventh in the conference in rebounding and free throw percentage (80.2 pct) and 20th in scoring during his senior campaign, as he posted 22 double-figure scoring efforts and five games with at least 10 rebounds. His four double-doubles led the Huskers, while his 6.7 rebounds per game was the highest rebounding average by a Husker since the

Nebraska Career Highs

Points: 21, vs. Southern (11/12/13)
Rebounds: 13, vs. Kent State (11/24/12)
Field Goals: 8, vs. Southern (11/11/12)
Free Throws: 10, vs. Nicholls St. (12/29/12)
3-point FG: 2, four times (last, 1/6/13)
Assists: 5, three times (last, 3/14/13)
Steals: 3, at Oregon (12/15/12)
Blocks: 3, two times (last, 2/9/13)
Minutes: 42, at USC (11/14/11)

2007-08 season. Ubel was at his best in the Big Ten Tournament, averaging 16 points, 7.5 rebounds and 3.0 assists per game in helping the Huskers reach the conference quarterfinals for the first time since 2009-10

As a junior, he was one of two Huskers to start every game in 2011-12, averaging 6.7 points and a team-high 5.3 rebounds per game. He was 13th in the Big Ten in rebounding and was solid from the free throw line, hitting 83 percent from the charity stripe during his junior season. Ubel closed out his junior season by playing some of the best basketball of his career, averaging 9.3 points on 68 percent shooting, 5.0 rebounds and 1.8 assists per game in the Huskers final six contests. He reached double figures in scoring seven times in 2011-12, including a season-high 17 points against Iowa on Feb. 28, on a perfect 7-of-7 shooting from the floor.

Ubel was one of the Huskers' most improved players as a sophomore, averaging 6.1 points and 3.7 rebounds per game. He appeared in all 32 games, including 13 starts, and improved his field goal shooting to 52 percent after shooting 41 percent as a freshman. Ubel played in 32 games as a freshman, averaging 4.4 points and 2.1 rebounds per game.

In the classroom, he was a three-time academic all-conference selection, and was Nebraska's nominee for the Big Ten Sportsmanship Award in 2013.

Ubel, who graduated from Nebraska in May of 2013, signed a professional contract with Excelsior Bruxelles in Belgium for the 2013-14 season.



BRANDON UBEL'S NEBRASKA CAREER STATS

vs. All Opponents

Year	G-GS	MP-MPG	FG-FGA	Pct.	3FG-3FGA	Pct.	FT-FTA	Pct.	Rebounds							TP-Avg.
									O-D	Tot.-Avg.	F-DQ	A	TO	B	S	
2009-10	32-16	507-15.8	46-112	.411	11-21	.524	39-49	.796	27-36	63-2.0	51-1	3	41	5	7	142-4.4
2010-11	32-13	644-20.1	63-122	.516	7-28	.250	61-77	.792	35-82	117-3.7	73-3	19	33	9	10	194-6.1
2011-12	30-30	847-28.2	74-143	.517	5-20	.250	47-57	.825	75-85	160-5.3	75-0	38	29	9	13	200-6.7
2012-13	31-30	1022-33.0	129-269	.480	6-29	.207	93-116	.802	74-135	209-6.7	100-5	49	63	24	19	357-11.5
TOTAL	125-89	3020-24.2	312-646	.483	29-98	.296	240-299	.803	211-338	549-4.4	299-9	109	166	47	49	893-7.1

vs. Conference Opponents

Year	G-GS	MP-MPG	FG-FGA	Pct.	3FG-3FGA	Pct.	FT-FTA	Pct.	Rebounds							TP-Avg.
									O-D	Tot.-Avg.	F-DQ	A	TO	B	S	
2009-10	15-5	205-13.7	15-40	.375	4-6	.667	11-14	.786	10-19	29-1.9	26-1	2	15	1	4	45-3.0
2010-11	16-2	315-19.7	22-51	.431	3-14	.214	34-37	.919	17-37	54-3.4	39-2	6	14	2	4	81-5.1
2011-12	18-18	490-27.2	48-85	.565	1-7	.143	19-24	.792	40-46	86-4.8	49-0	22	16	3	8	116-6.4
2012-13	16-15	542-33.9	55-134	.410	5-18	.278	39-47	.830	39-70	109-6.8	56-4	26	30	17	6	154-9.6
TOTAL	65-40	1552-23.9	140-310	.452	13-45	.289	103-122	.844	106-172	278-4.3	170-7	56	75	23	22	396-6.1



Brandon Ubel, Dylan Talley and Andre Almeida are honored prior to the Senior Night against Minnesota. The Huskers defeated the Gophers, 53-51, in the final basketball game at the Devaney Center.

THIS IS NEBRASKA
OUTLOOK
2013-14 HUSKERS
COACHES
ADMINISTRATION
OPPONENTS
REVIEW
RECORDS
HISTORY
MEDIA

2012-13 NEBRASKA STATISTICS

OVERALL RECORD: 15-18

##	Player	GP	GS	Min	Avg	TOTAL			3-PTS			REBOUNDS				PF	FO	A	TO	Blk	Stl	Pts	Avg			
						FG	FGA	Pct	3FG	FGA	Pct	FT	FTA	Pct	Off									Def	Tot	Avg
24	Talley, Dylan	33	33	1173	35.5	161	433	.372	51	149	.342	80	108	.741	27	130	157	4.8	74	0	81	71	8	30	453	13.7
15	Gallegos, Ray	33	33	1237	37.5	150	416	.361	83	271	.306	28	44	.636	8	93	101	3.1	60	1	40	35	13	46	411	12.5
13	Ubel, Brandon	31	30	1022	33.0	129	269	.480	6	29	.207	93	116	.802	74	135	209	6.7	100	5	49	63	24	19	357	11.5
31	Shields, Shavon	28	19	804	28.7	89	189	.471	14	39	.359	48	71	.676	34	110	144	5.1	87	4	25	47	8	23	240	8.6
02	Rivers, David	33	17	829	25.1	74	181	.409	6	23	.261	32	56	.571	40	72	112	3.4	67	2	24	19	14	14	186	5.6
32	Almeida, Andre	29	17	422	14.6	56	114	.491	0	0	.000	21	35	.600	38	59	97	3.3	74	1	11	27	32	6	133	4.6
03	Parker, Benny	33	16	681	20.6	31	87	.356	2	13	.154	24	36	.667	4	40	44	1.3	57	1	69	43	2	24	88	2.7
12	Peltz, Mike	14	0	213	15.2	4	14	.286	2	3	.667	6	12	.500	7	22	29	2.1	29	0	17	15	0	1	16	1.1
11	Tyrance, Jordan	23	0	120	5.2	8	23	.348	0	5	.000	7	9	.778	13	11	24	1.0	15	0	4	9	2	2	23	1.0
14	Vucetic, Sergej	11	0	18	1.6	4	6	.667	0	0	.000	0	3	.000	1	1	2	0.2	1	0	0	0	0	0	8	0.7
04	Ritchie, Max	5	0	7	1.4	0	0	.000	0	0	.000	2	2	1.000	1	0	1	0.2	0	0	0	0	0	1	2	0.4
44	Kurkowski, Kye	6	0	9	1.5	1	1	1.000	0	0	.000	0	0	.000	0	2	2	0.3	0	0	0	1	0	0	2	0.3
10	Menke, Trevor	15	0	65	4.3	1	8	.125	1	5	.200	1	2	.500	1	1	2	0.1	7	0	5	1	0	1	4	0.3
TM	TEAM																									
	Total	33				708	1741	.407	165	537	.307	342	494	.692	293	748	1041	31.5	571	14	325	352	103	167	1923	58.3
	Opponents	33				736	1695	.434	177	530	.334	445	659	.675	331	830	1161	35.2	488	7	366	368	136	172	2094	63.5

BIG TEN RECORD: 5-13, 10TH PLACE

##	Player	GP	GS	Min	Avg	TOTAL			3-PTS			REBOUNDS				PF	FO	A	TO	Blk	Stl	Pts	Avg			
						FG	FGA	Pct	3FG	FGA	Pct	FT	FTA	Pct	Off									Def	Tot	Avg
24	Talley, Dylan	18	18	641	35.6	94	243	.387	28	86	.326	44	55	.800	10	68	78	4.3	45	0	45	41	6	15	260	14.4
15	Gallegos, Ray	18	18	694	38.6	83	250	.332	49	166	.295	12	19	.632	5	54	59	3.3	30	0	24	19	7	28	227	12.6
13	Ubel, Brandon	16	15	542	33.9	55	134	.410	5	18	.278	39	47	.830	39	70	109	6.8	56	4	26	30	17	6	154	9.6
31	Shields, Shavon	18	17	560	31.1	58	129	.450	11	26	.423	39	59	.661	28	80	108	6.0	64	4	14	30	4	17	166	9.2
02	Rivers, David	18	15	523	29.1	45	107	.421	4	10	.400	18	32	.563	27	31	58	3.2	39	1	12	12	6	10	112	6.2
32	Almeida, Andre	14	4	176	12.6	13	40	.325	0	0	.000	6	11	.545	18	20	38	2.7	31	1	5	9	14	2	32	2.3
11	Tyrance, Jordan	14	0	103	7.4	8	20	.400	0	4	.000	7	8	.875	10	10	20	1.4	13	0	4	6	2	2	23	1.6
03	Parker, Benny	18	3	305	16.9	8	33	.242	0	4	.000	10	16	.625	1	17	18	1.0	33	1	25	19	0	13	26	1.4
14	Vucetic, Sergej	7	0	15	2.1	3	5	.600	0	0	.000	0	2	.000	0	0	0	0.0	0	0	0	0	0	0	6	0.9
10	Menke, Trevor	8	0	18	2.3	1	3	.333	1	1	1.000	1	2	.500	0	0	0	0.0	0	0	2	1	0	0	4	0.5
04	Ritchie, Max	5	0	7	1.4	0	0	.000	0	0	.000	2	2	1.000	1	0	1	0.2	0	0	0	0	0	1	2	0.4
44	Kurkowski, Kye	5	0	8	1.6	1	1	1.000	0	0	.000	0	0	.000	0	2	2	0.4	0	0	0	1	0	0	2	0.4
12	Peltz, Mike	1	0	8	8.0	0	0	.000	0	0	.000	0	0	.000	0	0	0	0.0	0	0	0	0	0	0	0	0.0
TM	TEAM																									
	Total	18				369	965	.382	98	315	.311	178	253	.704	162	392	554	30.8	311	11	157	178	56	94	1014	56.3
	Opponents	18				409	946	.432	98	306	.320	261	382	.683	212	478	690	38.3	243	2	209	188	90	92	1177	65.4

FINAL BIG TEN STANDINGS

Team	Conference		Overall		Postseason
	W-L	Pct.	W-L	Pct.	
Indiana	14-4	.778	29-7	.806	NCAA Sweet 16
Michigan State	13-5	.722	27-9	.750	NCAA Sweet 16
Ohio State	13-5	.722	29-8	.784	NCAA Elite 8
Michigan	12-6	.667	31-8	.795	NCAA Runner-Up
Wisconsin	12-6	.667	23-12	.657	NCAA Second Round
Iowa	9-9	.500	25-13	.658	NIT Runner Up
Illinois	8-10	.444	23-13	.639	NCAA Third Round
Minnesota	8-10	.444	21-13	.618	NCAA Third Round
Purdue	8-10	.444	16-18	.471	CBI Second Round
Nebraska	5-13	.278	15-18	.455	
Northwestern	4-14	.222	13-19	.406	
Penn State	2-16	.111	10-21	.323	

2012-13 NEBRASKA RECORD BY LINEUP

No.	Starting Lineup	Record
1.	Almeida, Gallegos, Parker, Talley, Ubel	9-5
2.	Gallegos, Parker, Shields, Talley, Ubel	0-2
3.	Almeida, Gallegos, Rivers, Shields, Talley	1-2
4.	Gallegos, Rivers, Shields, Talley, Ubel	5-9

ALL-BIG TEN TEAM (COACHES)

- First Team**
 Victor Oladipo, Indiana
 Cody Zeller, Indiana
 Trey Burke, Michigan
 Tim Hardaway Jr., Michigan
 Deshaun Thomas, Ohio State
- Second Team**
 Keith Appling, Michigan State
 Gary Harris, Michigan State
 Adreian Payne, Michigan State
 Aaron Craft, Ohio State
 Jared Berggren, Wisconsin
- Third Team**
 Brandon Paul, Illinois
 D.J. Richardson, Illinois
 Christian Watford, Indiana
 Roy Devyn Marble, Iowa
 Trevor Mbakwe, Minnesota
 Terone Johnson, Purdue

- Honorable Mention:**
 Jordan Hulls, Indiana; Aaron White, Iowa; Derrick Nix, Michigan State; Andre Hollins, Minnesota; Dylan Talley, Nebraska; Jermaine Marshall, Penn State; D.J. Newbill, Penn State; Ben Brust, Wisconsin

- LEAGUE HONORS**
Coach of the Year: Bo Ryan, Wisconsin
Player of the Year: Trey Burke, Michigan
Defensive Player of the Year: Victor Oladipo, Indiana
Freshman of the Year: Gary Harris, Michigan State
Sixth Man of the Year: Will Sheehey, Indiana

ALL-BIG TEN TEAM (MEDIA)

- First Team**
 Victor Oladipo, Indiana
 Cody Zeller, Indiana
 Trey Burke, Michigan
 Aaron Craft, Ohio State
 Deshaun Thomas, Ohio State
- Second Team**
 Tim Hardaway Jr., Michigan
 Gary Harris, Michigan State
 Adreian Payne, Michigan State
 Trevor Mbakwe, Minnesota
 Jared Berggren, Wisconsin
- Third Team**
 Brandon Paul, Illinois
 Christian Watford, Indiana
 Aaron White, Iowa
 Keith Appling, Michigan State
 Andre Hollins, Minnesota

- Honorable Mention:**
 D.J. Richardson, Illinois; Yogi Ferrell, Indiana; Jordan Hulls, Indiana; Roy Devyn Marble, Iowa; Glenn Robinson III, Michigan; Dylan Talley, Nebraska; Reggie Hearn, Northwestern; Jermaine Marshall, Penn State; D.J. Newbill, Penn State; D.J. Byrd, Purdue; Terone Johnson, Purdue; Ben Brust, Wisconsin; Sam Dekker, Wisconsin

- LEAGUE HONORS**
Coach of the Year: Bo Ryan, Wisconsin
Player of the Year: Trey Burke, Michigan
Freshman of the Year: Gary Harris, Michigan State

2012-13 SEASON RESULTS

GAME-BY-GAME REVIEW

Date	Opponent	Result	Record (B1G)	Attendance	Points	-----Nebraska Individual Leaders-----			
						Rebounds	Assists	Steals	
11/11	Southern	W, 66-55	1-0 (0-0)	9,214	Ubel, 21	Ubel, 12	Rivers, 3	Gallegos, Talley, 1	
11/15	Valparaiso\$	W, 50-48	2-0 (0-0)	8,526	Ubel, 17	Ubel, Almeida 5	Talley, 4	Gallegos, 1	
11/18	Nebraska-Omaha\$	W, 75-62	3-0 (0-0)	9,108	Talley 22	Ubel, Almeida, Gallegos 7	Talley, 4	Ubel, 2	
11/21	Tulane \$	W, 61-57	4-0 (0-0)	9,133	Talley, Gallegos, 14	Talley, 7	Parker, 7	Ubel, 2	
11/24	Kent State \$	L, 60-74	4-1 (0-0)	9,049	Talley, 27	Ubel, 13	Talley, 3	Gallegos, 2	
11/27	at Wake Forest	W, 79-63	5-1 (0-0)	6,508	Almeida, Gallegos 20	Almeida, 11	Parker, 4	Parker, 4	
12/3	USC	W, 63-51	6-1 (0-0)	10,045	Gallegos, 20	Ubel, 7	Ubel, 4	Gallegos, Talley, 2	
12/6	No. 16 Creighton	L, 42-64	6-2 (0-0)	13,368	Talley, 14	Ubel, 8	Parker, 5	Ubel, Rivers, Peltz, 1	
12/15	Oregon	L, 38-60	6-3 (0-0)	6,102	Talley, 11	Ubel, Talley, 5	Ubel, 3	Gallegos, Ubel, 3	
12/18	Jacksonville State	W, 59-55	7-3 (0-0)	7,979	Ubel, 15	Ubel, 10	Ubel, Parker, Gallegos 3	Gallegos, Shields, 2	
12/22	vs. Central Michigan^	W, 89-74	8-3 (0-0)	7,132	Talley, 21	Shields, Talley, Rivers, 7	Parker, 4	Talley, 2	
12/23	at UTEP^	L 52-68	8-4 (0-0)	7,532	Gallegos, 22	Talley, 8	Parker, Talley 3	Talley, 2	
12/29	Nicholls State	W, 68-59	9-4 (0-0)	11,011	Ubel, 18	Rivers, Almeida 6	Parker 4	Rivers, 2	
1/2	at No. 8 Ohio State	L, 44-70	9-5 (0-1)	15,900	Gallegos 14	Shields, 9	Ubel 3	Parker, 2	
1/6	Wisconsin	L, 41-47	9-6 (0-2)	9,805	Gallegos, Talley 12	Ubel, Shields, 8	Gallegos, 2	Gallegos, 3	
1/9	at No. 2 Michigan	L, 47-62	9-7 (0-3)	12,693	Gallegos 19	Ubel, 10	Talley, 5	Gallegos, 2	
1/13	at No. 22 Michigan State	L, 56-66	9-8 (0-4)	14,797	Rivers, 1	Talley, 8	Talley, 4	Gallegos, 3	
1/16	Purdue	L, 56-65	9-9 (0-5)	9,271	Shields, 18	Talley, Shields, 8	Talley, 3	Talley, 4	
1/19	at Penn State	W, 68-64	10-9 (1-5)	9,883	Shields, 29	Shields, Ubel, 6	Talley, 6	Shields, 3	
1/22	Illinois	L, 51-71	10-10 (1-6)	9,556	Talley, 16	Ubel, 6	Talley, Gallegos 2	Gallegos, 2	
1/26	Northwestern	W, 64-49	11-10 (2-6)	10,216	Talley, 20	Ubel, 12	Ubel, 3	Parker, 3	
1/29	at No. 23 Minnesota	L, 65-84	11-11 (2-7)	12,672	Gallegos, 30	Talley, Gallegos 4	Parker, 6	Ubel, Gallegos, 1	
2/2	No. 11 Ohio State	L, 56-63	11-12 (2-8)	11,478	Rivers, 13	Ubel, Almeida, 8	Ubel, 3	Shields, 2	
2/9	Penn State	W, 67-53	12-12 (3-8)	10,853	Talley, 16	Ubel, 9	Rivers, 5	Gallegos, 2	
2/13	at No. 1 Indiana	L, 47-76	12-13 (3-9)	17,472	Talley, 16	Ubel, 8	Gallegos, Shields, Parker, 1	Gallegos, 2	
2/16	No. 8 Michigan State	L, 64-73	12-14 (3-10)	12,202	Talley, 28	Shields, 13	Ubel, 3	Gallegos, Shields, 2	
2/23	Iowa	W, 64-60	13-14 (4-10)	12,324	Talley, 18	Ubel, 8	Parker, Talley, Gallegos, 2	Rivers, 3	
2/26	at No. 17 Wisconsin	L, 46-77	13-15 (4-11)	17,206	Talley, 21	Talley 8	Talley, 3	Gallegos, 2	
3/2	at Illinois	L, 65-72	13-16 (4-12)	16,618	Gallegos, 23	Rivers, Talley, Shields, 5	Talley, 5	Talley, 2	
3/6	Minnesota	W, 53-51	14-16 (5-12)	13,194	Ubel, 15	Ubel, Shields, Rivers, 6	Ubel, 4	Shields, 2	
3/9	at Iowa	L, 60-74	14-17 (5-13)	15,400	Gallegos, 22	Ubel, 7	Ubel, 3	Shields, 3	
3/14	vs. Purdue&	W, 57-55	15-17 (5-13)	19,667	Shields, 19	Ubel, 8	Ubel, 5	Talley, 3	
3/15	vs. No. 10 Ohio State	L, 50-71	15-18 (5-13)	21,229	Ubel, 16	Ubel, 7	Parker, 3	Gallegos, 2	

* -- Big Ten game; \$ -- Big Ten Tournament (Indianapolis, Ind.)

MISCELLANEOUS REVIEW

Nebraska Record When:	All	Home	Away
Ahead at Halftime	14-1	10-1	4-0
Behind at Halftime	1-15	1-5	0-10
Tied at Halftime	0-2	0-1	0-1
Bench Outscores Opponent's	4-6	2-4	2-2
Opponent Bench Outscores NU	9-12	8-3	1-9
Bench scoring is even	2-0	1-0	1-0
Shooting 50% or Better	4-1	2-0	2-1
Shooting Under 50%	11-17	9-7	2-10
Opp. Shoots 50% or Better	0-6	0-2	0-4
Opp. Shoots Under 50%	15-12	10-5	4-7
Outshooting Opponent (pct.)	14-2	10-0	4-2
Outshot by Opponent (pct.)	1-16	1-7	0-9
Shooting is even	0-0	0-0	0-0
Outrebounding Opponent	9-4	7-3	2-1
Outrebounded by Opponent	5-14	3-3	2-11
Rebounds are Even	1-0	1-0	0-0
Committing More TOs than Opp	5-11	3-3	2-8
Committing Fewer TOs than Opp	6-5	4-3	2-2
Turnovers are Even	4-2	4-1	0-1
Leading with 5:00 left	13-0	9-0	4-0
Trailing with 5:00 left	2-17	2-7	0-10
Tied with 5:00 left	0-1	0-0	0-1
In Overtime	0-0	0-0	0-0
Scoring 80 or more points	1-0	0-0	1-0
Scoring 61 to 79 points	10-3	8-1	2-2
Scoring 60 or fewer points	4-15	3-6	1-9
Allowing 80 or more points	0-1	0-1	0-1
Allowing 61 to 79 points	4-15	1-6	3-9
Allowing 60 or fewer points	11-2	10-1	1-1

HOME/AWAY/NEUTRAL STATISTICS

Field-Goal Percentage by Site:		
NU	H (BDSC) --381-946= 40.3	A -327-395 = 41.1
OPP	A -371-796 = 46.6	H (BDSC) 365-899=40.6
Free-Throw Percentage by Site:		
NU	H (BDSC) --213-309= 68.9	A -129-185 = 69.7
OPP	A -208-300 = 69.3	H (BDSC) - 237-359= 66.0
NU Average at home: 59.2 ppg (1007)		
Opp. Average at home: 59.2 ppg (1006)		
NU Average on Road/Neutral: 57.5 ppg (863)		
Opp. Average on Road/Neutral: 69.1 ppg (1037)		

ATTENDANCE

Location	G	W-L	Total	Avg.	High
Home	18	11-7	186,342	10,352	13,368
Big Ten	9	4-5	98,909	10,990	13,194
Away	12	2-10	152,603	12,717	17,472
Big Ten	9	1-8	117,061	13,007	17,472
Neutral	3	2-1	48,028	16,009	21,229
Totals	33	15-18	386,973	11,726	21,229

THIS IS NEBRASKA
OUTLOOK
2013-14 HUSKERS
COACHES
ADMINISTRATION
OPPONENTS
REVIEW
RECORDS
HISTORY
MEDIA

GAME-BY-GAME COMPARISON

Team	FG-FGA	Pct.	3FG-3FGA	Pct.	FT-FTA	Pct.	O-D	Reb.	PF	A	TO	B	S	Pts.	W/L
Southern	19-48	.396	7-17	.412	10-17	.588	6-20	26	17	8	12	0	1	55	
at Nebraska	28-54	.519	3-10	.300	7-10	.700	8-26	34	19	6	12	1	2	66	W
Valparaiso	16-47	.340	2-15	.133	14-27	.667	8-28	36	15	7	11	10	3	48	
at Nebraska	19-51	.373	5-12	.417	7-11	.636	7-25	32	20	12	12	5	1	50	W
Nebraska-Omaha	21-45	.467	8-13	.616	12-19	.615	6-22	28	14	11	17	4	6	62	
at Nebraska	32-69	.464	3-22	.136	8-9	.889	16-23	39	18	14	9	1	6	75	W
Tulane	19-49	.388	4-12	.333	15-27	.625	11-22	33	18	5	13	4	4	57	
at Nebraska	20-40	.500	10-19	.526	11-19	.579	3-23	26	19	15	13	6	5	61	W
Kent State	28-49	.571	5-8	.625	13-18	.722	8-19	27	21	7	8	1	5	74	
at Nebraska	20-51	.392	3-19	.158	17-26	.654	16-18	34	18	6	9	3	3	60	L
at Wake Forest	24-56	.429	3-16	.188	12-18	.667	10-20	30	18	9	13	7	6	63	
Nebraska	29-57	.509	4-12	.333	17-24	.708	11-25	36	17	12	8	4	7	79	W
USC	18-47	.383	4-8	.500	11-14	.786	8-19	27	14	10	15	5	8	51	
at Nebraska	22-50	.440	11-17	.647	8-11	.727	10-21	31	14	12	15	6	6	63	W
No. 16 Creighton	23-50	.460	8-17	.471	10-18	.556	10-30	40	14	16	12	3	5	64	
at Nebraska	18-56	.321	4-16	.250	2-6	.333	10-24	34	17	9	13	5	3	42	L
at Oregon	25-54	.463	2-13	.154	8-14	.571	11-30	41	14	13	16	3	6	60	
Nebraska	15-49	.306	3-17	.176	5-7	.714	5-20	25	18	7	16	0	9	38	L
Jacksonville State	17-47	.362	5-18	.278	16-20	.800	5-20	25	17	6	10	3	9	55	
at Nebraska	21-46	.457	0-5	.000	17-21	.810	8-27	33	16	12	14	3	5	59	W
Central Michigan	21-50	.420	6-19	.316	27-33	.818	7-21	28	18	10	13	1	5	75	
vs. Nebraska	32-56	.571	9-18	.500	16-22	.727	7-26	33	25	17	15	3	5	89	W
at UTEP	25-53	.472	8-17	.471	10-15	.667	7-29	36	15	12	11	4	6	68	
Nebraska	19-51	.373	2-13	.154	12-17	.706	7-25	32	16	11	10	1	4	52	L
Nicholls State	22-53	.415	6-22	.273	9-18	.500	7-26	33	25	10	10	2	5	59	
at Nebraska	22-48	.458	4-12	.333	20-33	.606	8-29	37	18	11	7	2	5	68	W
at No. 8 Ohio State	29-59	.492	7-17	.412	5-13	.385	10-33	43	8	16	9	6	7	70	
Nebraska	17-56	.304	6-21	.286	4-8	.500	8-24	32	10	6	14	2	3	44	L
Wisconsin	20-53	.377	4-17	.235	3-13	.231	8-30	38	9	8	6	6	2	47	
at Nebraska	18-49	.367	2-12	.167	3-5	.600	3-32	35	15	4	8	4	4	41	L
at No. 2 Michigan	21-54	.389	3-17	.176	17-26	.654	16-31	47	7	6	5	1	3	62	
Nebraska	19-56	.339	6-26	.231	3-7	.429	7-23	30	18	10	6	3	3	47	L
at No. 22 Michigan State	22-48	.458	4-13	.308	18-28	.643	9-27	36	8	14	11	5	8	66	
Nebraska	23-58	.397	5-19	.263	5-8	.625	9-22	31	18	13	12	5	8	56	L
Purdue	25-56	.446	6-15	.400	9-16	.563	14-33	47	11	15	12	8	1	65	
at Nebraska	22-66	.333	3-10	.300	9-12	.750	14-22	36	14	7	2	3	8	56	L
at Penn State	22-57	.386	5-10	.200	15-24	.625	14-22	36	17	10	14	3	5	64	
Nebraska	24-51	.471	4-13	.308	16-16	1.000	5-22	37	20	12	11	4	8	68	W
Illinois	24-53	.453	7-22	.318	16-21	.762	14-26	40	24	12	14	3	10	71	
at Nebraska	14-44	.318	2-14	.143	21-30	.700	10-18	28	18	5	14	2	6	51	L
Northwestern	18-56	.321	6-29	.207	7-16	.438	11-23	34	18	9	11	1	8	49	
at Nebraska	23-51	.451	6-18	.333	12-23	.522	11-32	43	17	10	11	4	8	64	W
at No. 23 Minnesota	32-59	.542	4-12	.333	16-23	.696	16-20	36	13	24	6	3	10	84	
Nebraska	24-44	.545	9-14	.643	8-15	.533	4-15	19	17	13	13	0	2	65	L
No. 11 Ohio State	18-46	.391	4-12	.333	23-28	.821	8-25	33	10	8	11	6	4	63	
at Nebraska	23-62	.371	6-26	.231	4-5	.800	15-23	38	17	8	10	5	5	56	L
Penn State	14-48	.292	2-10	.200	23-32	.719	13-26	39	28	3	14	1	5	53	
at Nebraska	15-46	.326	5-18	.278	32-41	.780	11-29	40	23	11	8	6	5	67	W
at No. 1 Indiana	22-48	.458	8-16	.500	24-29	.828	13-23	36	12	8	9	5	8	76	
Nebraska	17-47	.362	4-16	.250	9-11	.818	9-15	24	22	3	15	1	4	47	L
No. 8 Michigan State	23-45	.511	4-13	.308	23-29	.793	12-30	42	13	8	15	12	3	73	
at Nebraska	22-62	.355	8-24	.333	12-13	.923	11-13	24	20	9	7	1	7	64	L
Iowa	21-57	.368	5-15	.333	13-15	.867	12-26	38	14	11	12	4	7	60	
at Nebraska	26-56	.464	5-15	.333	7-14	.500	9-25	34	13	7	10	3	5	64	W
at No. 17 Wisconsin	27-53	.509	12-25	.480	11-16	.688	5-32	37	10	19	8	8	4	77	
Nebraska	20-61	.328	3-11	.273	3-5	.600	8-23	31	16	6	10	0	4	46	L
at Illinois	24-55	.436	9-26	.343	15-18	.833	11-24	35	12	10	10	2	4	72	
Nebraska	25-55	.455	9-18	.500	6-9	.667	7-19	26	14	11	11	5	4	65	L
Minnesota	19-50	.380	3-13	.231	10-20	.500	14-20	34	18	10	9	9	1	51	
at Nebraska	16-45	.356	5-15	.333	16-20	.800	10-24	34	22	11	10	5	4	53	W
at Iowa	28-49	.571	5-14	.867	13-15	.867	12-27	39	11	21	12	7	2	74	
Nebraska	21-56	.427	10-25	.400	8-11	.727	11-11	22	17	11	6	3	6	60	L
vs. Purdue	23-57	.404	2-12	.167	7-14	.500	12-24	36	14	13	7	5	1	55	
Nebraska	21-47	.447	3-11	.273	12-17	.706	5-26	31	14	15	6	4	7	57	W
vs. No. 10 Ohio State	26-44	.591	9-17	.529	10-14	.714	3-22	25	11	20	12	4	10	70	
Nebraska	21-51	.412	3-19	.158	5-8	.625	10-18	28	13	9	15	3	5	51	L

SEASON HIGHS AND LOWS

2012-13 INDIVIDUAL SUPERLATIVES

Nebraska Individual Game Highs

Points	30	Gallegos, Ray at Minnesota (1/23/13)
	29	Shields, Shavon at Penn State (1/19/13)
Field Goals Made	12	Gallegos, Ray at Minnesota (1/23/13)
	10	Shields, Shavon at Penn State (1/19/13)
	10	Talley, Dylan vs Kent State (11/24/12)
Field Goal Att.	21	Gallegos, Ray at Michigan (1/9/13)
	21	Talley, Dylan vs Kent State (11/24/12)
FG Pct (min 5 made)	1.000 (8-8)	Rivers, David at Michigan State (1/13/13)
3-Point FG Made	7	Gallegos, Ray at Iowa (3/9/13)
	6	Gallegos, Ray at Illinois (3/2/13)
	6	Gallegos, Ray at Minnesota (1/23/13)
	6	Talley, Dylan vs Central Michigan (12/22/12)
	6	Gallegos, Ray vs Southern California (12/3/12)
3-Point FG Att.	16	Gallegos, Ray at Michigan (1/9/13)
3-Pt FG Pct (min 3 made)	1.000 (3-3)	Shields, Shavon vs Michigan State (2/16/13)
Free Throws Made	10	Ubel, Brandon vs Nicholls State (12/29/12)19/13)
Free Throw Att.	13	Ubel, Brandon vs Penn State (2/9/13)12/29/12)
FT Pct (min 6 made)	1.000 (8-8)	Talley, Dylan vs Michigan State (2/16/13)
	1.000 (8-8)	Shields, Shavon at Penn State (1/19/13)
	1.000 (7-7)	Talley, Dylan vs Illinois (1/22/13)
Rebounds	13	Shields, Shavon vs Michigan State (2/16/13)
	13	Ubel, Brandon vs Kent State (11/24/12)
Assists	7	Parker, Benny vs Tulane (11/21/12)
	6	Parker, Benny at Minnesota (1/23/13)
	6	Talley, Dylan at Penn State (1/19/13)
Steals	4	Talley, Dylan vs Purdue (1/16/13)
	4	Parker, Benny at Wake Forest (11/27/12)
Blocked Shots	4	Almeida, Andre vs Creighton (12/6/12)
	4	Almeida, Andre vs Tulane (11/21/12)
Turnovers	6	Shields, Shavon at Penn State (1/19/13)

Opponent Individual Game Highs

Points	30	Richardson, D.J. vs Illinois (1/22/13)
	27	Randall, Kyle vs Central Michigan (12/22/12)
Field Goals Made	10	McDermott, Doug vs Creighton (12/6/12)
Field Goal Att.	19	Thomas, Dantrell vs Nicholls State (12/29/12)
	19	McDermott, Doug vs Creighton (12/6/12)
FG Pct (min 5 made)	1.000 (6-6)	Woodbury, Adam at Iowa (3/9/13)
3-Point FG Made	6	Richardson, D.J. vs Illinois (1/22/13)
3-Point FG Att.	10	Byrd, D.J. vs Purdue (1/16/13)
3-Pt FG Pct (min 3 made)	1.000 (3-3)	Smith Jr., Lenzelle vs Ohio State (2/2/13)
Free Throws Made	15	Randall, Kyle vs Central Michigan (12/22/12)
Free Throw Att.	15	Randall, Kyle vs Central Michigan (12/22/12)
FT Pct (min 4 made)	1.000 (15-15)	Randall, Kyle vs Central Michigan (12/22/12)
	1.000 (8-8)	White, Aaron at Iowa (3/9/13)
	1.000 (8-8)	Marshall, Jermaine vs Penn State (2/9/13)
Rebounds	17	Kazemi, Arsalan at Oregon (12/15/12)
Assists	10	Gibbs, Grant vs Creighton (12/6/12)
Steals	5	Bertrand, Joseph vs Illinois (1/22/13)
Blocked Shots	6	Hammons, A.J. vs Purdue (1/16/13)
Turnovers	6	Newbill, D.J. at Penn State (1/19/13)
	6	Simmons, Justin vs Nebraska-Omaha (11/18/12)

MISCELLANEOUS STREAKS

Biggest margin of victory	16, at Wake Forest (11/27/12)
Biggest margin of defeat	31, at Wisconsin (2/26/13)
Largest deficit overcome in win	19, vs. Iowa (2/23/13)
Largest halftime deficit overcome in win	16, vs. Iowa (2/23/13)
Largest lead surrendered in loss	9, vs. Ohio State (3/15/13)
Largest halftime lead surrendered in loss	1, vs. Kent State (11/24/12)
Largest lead at any time	24, at Wake Forest (11/27/12, 6:24, 2nd)
Largest deficit at any time	38, at Wisconsin (2/26/13, 8:34, 2nd)
Largest runs without opponent scoring	14, vs. USC (1:51, 1st-16:18, 2nd)
Largest opponent run without NU scoring	17, at Iowa (14:57-6:06, 2nd)

2012-13 TEAM SUPERLATIVES

Nebraska Team Game Highs

Points	89	vs. Central Michigan (12/22/12)
Field Goals Made	32	Two Times
Field Goal Attempts	69	Nebraska-Omaha (11/18/12)
Field Goal Percentage	.571 (32-56)	vs. Central Michigan (12/22/12)
3-Point Field Goals Made	11	Southern California (12/3/12)
3-Point Field Goal Attempts	26	Two Times
3-Point Field Goal Percentage	.647 (11-17)	Southern California (12/3/12)
Free Throw Made	32	Penn State (2/9/13)
Free Throw Attempts	41	Penn State (2/9/13)
Free Throw Percentage	1.000 (16-16)	at Penn State (1/19/13)
Rebounds	43	Northwestern (1/26/13)
Assists	17	vs. Central Michigan (12/22/12)
Steals	9	at Oregon (12/15/12)
Blocked Shots	6	Three Times
Turnovers	16	at Oregon (12/15/12)
Fouls	25	vs. Central Michigan (12/22/12)

Nebraska Team Game Lows

Points	38	at Oregon (12/15/12)
Field Goals Made	14	Illinois (1/22/13)
Field Goal Attempts	40	Tulane (11/21/12)
Field Goal Percentage	.304 (17-56)	at Ohio State (1/2/13)
3-Point Field Goals Made	0	Jacksonville State (12/18/12)
3-Point Field Goal Attempts	5	Jacksonville State (12/18/12)
3-Point Field Goal Percentage	.000 (0-5)	Jacksonville State (12/18/12)
Free Throw Made	2	Creighton (12/6/12)
Free Throw Attempts	5	Three Times
Free Throw Percentage	.333 (2-6)	Creighton (12/6/12)
Rebounds	19	at Minnesota (1/23/13)
Assists	3	at Indiana (2/13/13)
Steals	1	Valparaiso (11/15/12)
Blocked Shots	0	Three Times
Turnovers	2	Purdue (1/16/13)
Fouls	10	at Ohio State (1/2/13)

Opponent Team Game Highs

Points	84	at Minnesota (1/23/13)
Field Goals Made	32	at Minnesota (1/23/13)
Field Goal Attempts	59	Two Times
Field Goal Percentage	.591 (26-44)	vs. Ohio State (3/15/13)
3-Point Field Goals Made	12	at Wisconsin (2/26/13)
3-Point Field Goal Attempts	29	Northwestern (1/26/13)
3-Point Field Goal Percentage	.625 (5-8)	Kent State (11/24/12)
Free Throw Made	27	vs. Central Michigan (12/22/12)
Free Throw Attempts	33	vs. Central Michigan (12/22/12)
Free Throw Percentage	.867 (13-15)	at Iowa (3/9/13)
Rebounds	47	Two Times
Assists	24	at Minnesota (1/23/13)
Steals	10	Three Times
Blocked Shots	12	Michigan State (2/16/13)
Turnovers	17	Nebraska-Omaha (11/18/12)
Fouls	28	Penn State (2/9/13)

Opponent Team Game Lows

Points	47	Wisconsin (1/6/13)
Field Goals Made	14	Penn State (2/9/13)
Field Goal Attempts	44	vs. Ohio State (3/15/13)
Field Goal Percentage	.292 (14-48)	Penn State (2/9/13)
3-Point Field Goals Made	2	Four Times
3-Point Field Goal Attempts	8	Two Times
3-Point Field Goal Percentage	.133 (2-15)	Valparaiso (11/15/12)
Free Throw Made	3	Wisconsin (1/6/13)
Free Throw Attempts	13	Two Times
Free Throw Percentage	.231 (3-13)	Wisconsin (1/6/13)
Rebounds	25	Two Times
Assists	3	Penn State (2/9/13)
Steals	1	Four Times
Blocked Shots	0	Two Times
Turnovers	0	Valparaiso (11/15/12)
Fouls	5	at Michigan (1/9/13)
	7	at Michigan (1/9/13)

2012-13 NEBRASKA WIN/LOSS MARGIN

Category	1	2	3	4	5	6	7	8	9	10	11	12	13	14	15	16	17	18	19	20	+20
Husker Wins	0	3	0	4	0	0	0	0	1	0	1	2	0	2	1	1	0	0	0	0	0
Husker Losses	0	0	0	0	0	1	2	0	2	1	0	0	0	2	1	1	0	0	2	0	6

THIS IS NEBRASKA | OUTLOOK | 2013-14 HUSKERS | COACHES | ADMINISTRATION | OPPONENTS | RECORDS | HISTORY | MEDIA

2012-13 BOX SCORES

GAME 1 NEBRASKA 66, SOUTHERN 55

11/11/12 6:05 p.m. at Devaney Center (Lincoln, Neb.)

Southern 55 • 0-2

#	Player	C	Total			3-Ptr			Rebounds			PF	TP	A	TO	Blk	Stl	Min
			FG-FGA	FG-FGA	FT-FTA	Off	Def	Off	Def	Off	Def							
35	Bol, Madut	c	0-1	0-0	0-0	1	2	3	2	0	1	1	0	0	0	0	27	
44	Mitchell, Javan	c	2-6	0-0	4-4	0	4	4	5	8	0	3	0	0	0	26		
02	Beltran, Derick	g	6-15	3-7	2-3	0	6	6	1	17	2	3	0	0	0	36		
05	Grace, Jameel	g	3-7	2-3	1-2	0	3	3	0	9	0	0	0	0	0	33		
10	Monroe, Cameron	g	0-0	0-0	1-2	0	0	0	3	1	1	1	0	0	0	10		
23	Johnson, Yondarius	g	5-10	2-5	1-2	0	1	1	3	13	1	1	0	0	0	20		
30	Alston, Aaron	g	0-0	0-0	0-2	1	0	1	1	0	1	0	0	0	0	8		
31	Hydrer, Christopher	g	1-1	0-0	1-2	0	2	2	0	3	2	1	0	1	1	17		
33	Miller, Malcolm	g	2-8	0-2	0-0	3	1	4	2	4	0	2	0	0	0	23		
	Team					1	1	2										
Totals			19-48	7-17	10-17	6	20	26	17	55	8	12	0	1	200			

FG % 1st Half: 8-25 32.0% 2nd half: 11-23 47.8% Game: 19-48 39.6% Deadball Rebounds: 4
 3FG % 1st Half: 3-8 37.5% 2nd half: 4-9 44.4% Game: 7-17 41.2%
 FT % 1st Half: 6-8 75.0% 2nd half: 4-9 44.4% Game: 10-17 58.8%

Nebraska 66 • 1-0

#	Player	C	Total			3-Ptr			Rebounds			PF	TP	A	TO	Blk	Stl	Min
			FG-FGA	FG-FGA	FT-FTA	Off	Def	Off	Def	Off	Def							
13	Ubel, Brandon	f	8-12	0-1	5-5	3	9	12	2	21	0	2	1	0	0	33		
32	Almeida, Andre	c	1-5	0-0	0-0	0	2	2	4	2	0	3	0	0	0	19		
03	Parker, Benny	g	4-7	0-0	0-0	1	0	1	1	8	1	1	0	0	0	31		
15	Gallegos, Ray	g	7-11	2-6	0-0	0	0	0	5	16	0	0	0	1	30			
24	Talley, Dylan	g	7-12	1-1	2-4	1	6	7	1	17	1	3	0	1	32			
02	Rivers, David	g	1-6	0-1	0-1	1	5	6	0	2	3	0	0	0	27			
10	Menke, Trevor	g	0-1	0-1	0-0	0	0	0	2	0	0	0	0	0	16			
11	Tyrance, Jordan	g	0-0	0-0	0-0	0	0	0	0	0	0	0	0	0	0+			
12	Peltz, Mike	g	0-0	0-0	0-0	0	2	2	1	0	1	1	0	0	11			
14	Vucetic, Sergej	g	0-0	0-0	0-0	0	1	1	1	0	0	0	0	0	1			
	Team					2	1	3										
Totals			28-54	3-10	7-10	8	26	34	17	66	6	12	1	2	200			

FG % 1st Half: 14-28 50.0% 2nd half: 14-26 53.8% Game: 28-54 51.9% Deadball Rebounds: 1
 3FG % 1st Half: 2-7 28.6% 2nd half: 1-3 33.3% Game: 3-10 30.0%
 FT % 1st Half: 1-1 100.0% 2nd half: 6-9 66.7% Game: 7-10 70.0%

Officials: Ted Valentine, Bo Boroski, Kelly Pfeifer
 Technical fouls: Southern-None, Nebraska-None.
 Attendance: 9214
 Actual Attendance: 7,257

Score by periods	1st	2nd	Total
Southern	25	30	55
Nebraska	31	35	66

Points	In	Off	2nd	Fast	Bench
SUBRM	Paint	T/O	Chance	Break	
NEB	20	14	4	2	20
	32	15	8	2	2

Last FG - SUBRM 2nd-01:04, NEB 2nd-00:37.
 Largest lead - SUBRM None, NEB by 16 2nd-08:58.

Score tied - 0 times.
 Lead changed - 0 times.

GAME 3 NEBRASKA 75, NEBRASKA-OMAHA 62

11/18/12 2:05 p.m. at Devaney Center (Lincoln, Neb.)

Nebraska-Omaha 62 • 1-4

#	Player	C	Total			3-Ptr			Rebounds			PF	TP	A	TO	Blk	Stl	Min
			FG-FGA	FG-FGA	FT-FTA	Off	Def	Off	Def	Off	Def							
00	Doluony, Koang	f	1-2	0-1	0-0	2	2	4	1	2	0	2	0	1	15			
31	Welhouse, Alex	f	5-8	4-5	0-0	1	1	2	1	14	1	2	0	0	33			
44	Karhoff, John	c	3-7	0-0	1-2	0	2	2	4	7	2	0	1	1	23			
10	Carter, CJ	g	1-6	0-1	4-7	0	4	4	1	6	1	2	0	1	34			
21	Simmons, Justin	g	8-13	2-3	1-3	1	3	4	0	19	2	6	1	0	30			
04	Phillips, Alex	g	0-6	0-1	4-4	0	1	1	4	4	3	1	0	0	19			
11	Coleman, Jacques	g	0-0	0-0	2-2	0	0	0	0	2	0	0	0	0	1			
12	Steffensmeier, Caleb	g	0-0	0-0	0-0	0	1	1	0	0	2	0	0	0	6			
23	Tyus, Marcus	g	2-2	2-2	0-1	0	4	4	1	6	0	3	0	0	18			
25	Egli, Tyler	g	0-0	0-0	0-0	0	1	1	0	0	0	0	0	0	1			
40	Krych, Simon	g	1-1	0-0	0-0	0	1	1	0	2	0	0	0	0	4			
42	Hagerbaumer, Matt	g	0-0	0-0	0-0	1	1	2	2	0	0	1	3	2	16			
	Team					1	1	2										
Totals			21-45	8-13	12-19	6	22	28	14	62	11	17	4	6	200			

FG % 1st Half: 12-21 57.1% 2nd half: 9-24 37.5% Game: 21-45 46.7% Deadball Rebounds: 2
 3FG % 1st Half: 4-7 57.1% 2nd half: 4-6 66.7% Game: 8-13 61.5%
 FT % 1st Half: 6-9 66.7% 2nd half: 6-10 60.0% Game: 12-19 63.2%

Nebraska 75 • 3-0

#	Player	C	Total			3-Ptr			Rebounds			PF	TP	A	TO	Blk	Stl	Min
			FG-FGA	FG-FGA	FT-FTA	Off	Def	Off	Def	Off	Def							
13	Ubel, Brandon	f	5-6	0-0	1-1	3	4	7	4	11	1	2	0	2	29			
32	Almeida, Andre	c	9-11	0-0	1-1	5	2	7	2	19	1	1	0	0	20			
03	Parker, Benny	g	4-6	0-0	0-0	1	1	2	3	8	1	2	0	1	21			
15	Gallegos, Ray	g	4-16	2-11	1-2	1	6	7	4	11	2	1	0	1	37			
24	Talley, Dylan	g	8-20	1-7	5-5	3	2	5	1	22	4	2	1	1	38			
02	Rivers, David	g	2-6	0-2	0-0	0	4	4	0	4	0	1	0	0	22			
10	Menke, Trevor	g	0-3	0-2	0-0	0	0	0	2	0	3	0	1	1	16			
11	Tyrance, Jordan	g	0-0	0-0	0-0	0	0	0	0	0	0	0	0	0	0+			
12	Peltz, Mike	g	0-1	0-0	0-0	0	1	3	2	0	2	0	0	0	17			
	Team					1	3	4										
Totals			32-69	3-22	8-9	16	23	39	18	75	14	9	1	6	200			

FG % 1st Half: 14-33 42.4% 2nd half: 18-36 50.0% Game: 32-69 46.4% Deadball Rebounds: 0
 3FG % 1st Half: 2-12 16.7% 2nd half: 1-10 10.0% Game: 3-22 13.6%
 FT % 1st Half: 6-6 100.0% 2nd half: 2-3 66.7% Game: 8-9 88.9%

Officials: Frank Raposa, Earl Robinson, Tony Dawkins
 Technical fouls: Nebraska-Omaha-None, Nebraska-None.
 Attendance: 9108
 Actual Attendance: 6,961

Score by periods	1st	2nd	Total
Nebraska-Omaha	34	28	62
Nebraska	36	39	75

Points	In	Off	2nd	Fast	Bench
UNO	Paint	T/O	Chance	Break	
NEB	14	13	6	0	14
	46	28	24	8	4

Last FG - UNO 2nd-02:34, NEB 2nd-00:39.
 Largest lead - UNO by 6 1st-07:53, NEB by 15 2nd-02:51.

Score tied - 7 times.
 Lead changed - 9 times.

GAME 2 NEBRASKA 50, VALPARAISO 48

11/15/12 8:06 p.m. at Devaney Center (Lincoln, Neb.)

Valparaiso 48 • 2-1

#	Player	C	Total			3-Ptr			Rebounds			PF	TP	A	TO	Blk	Stl	Min
			FG-FGA	FG-FGA	FT-FTA	Off	Def	Off	Def	Off	Def							
45	Broekhoff, Ryan	f	2-11	0-5	4-4	0	10	10	4	8	1	3	0	0	27			
55	Van Wijk, Kevin	f	6-12	0-0	8-12	2	4	6	1	20	0	1	0	1	27			
03	Bogan, Will	g	1-4	1-3	0-0	0	0	0	1	3	1	1	0	0	33			
12	Boggs, Ben	g	2-5	0-3	1-2	0	0	0	5	5	1	1	0	1	24			
15	Buggs, Erik	g	1-2	0-0	1-3	0	1	1	2	3	0	0	0	0	20			
02	Coleman, Jordan	g	3-7	0-1	0-0	2	4	6	1	6	0	0	0	0	27			
10	Rossi, Alex	g	0-1	0-1	0-0	0	0	0	0	0	0	1	0	0	4			
14	Fernandez, Vashil	g	0-0	0-0	0-0	0	1	1	1	0	1	1	0	0	13			
23	Kenney, Matt	g	1-5	1-2	0-0	0	6	6	0	3	3	3	0	1	25			
	Team					4	2	6										
Totals			16-47	2-15	14-21	8	28	36	15	48	7	11	0	3	200			

FG % 1st Half: 8-23 34.8% 2nd half: 8-24 33.3% Game: 16-47 34.0% Deadball Rebounds: 5
 3FG % 1st Half: 1-6 16.7% 2nd half: 1-9 11.1% Game: 2-15 13.3%
 FT % 1st Half: 5-10 50.0% 2nd half: 9-11 81.8% Game: 14-21 66.7%

Nebraska 50 • 2-0

#	Player	C	Total			3-Ptr			Rebounds			PF	TP	A	TO	Blk	Stl	Min
			FG-FGA	FG-FGA	FT-FTA	Off	Def	Off	Def	Off	Def							
13	Ubel, Brandon	f	6-12	0-1	5-6	0	5	5	4	17	0							



THIS IS NEBRASKA
OUTLOOK
2013-14 HUSKERS
COACHES
ADMINISTRATION
OPPONENTS
REVIEW
RECORDS
HISTORY
MEDIA

GAME 5 KENT STATE 74, NEBRASKA 60

11/24/12 8:06 p.m. at Devaney Center (Lincoln, Neb.)

Kent State 74 • 4-2

##	Player	Total			3-Ptr			Rebounds			PF	TP	A	TO	Bk	Stl	Min
		FG-FGA	FG-FGA	FT-FTA	Off	Def	Tot	Off	Def	Tot							
04	Ortiz, Chris	f	2-2	2-2	1-2	0	2	2	0	7	1	0	0	0	0	15	
05	Evans, Chris	f	8-9	0-0	3-4	2	4	6	2	19	1	1	0	2	32		
13	Henniger, Mark	f	3-4	0-0	1-2	1	4	5	5	7	0	1	0	1	24		
02	Thomas, Kellon	g	2-5	1-1	2-2	1	2	3	4	7	1	0	0	0	28		
03	Holt, Randal	g	5-12	2-4	3-3	0	2	2	2	15	4	3	0	1	32		
00	Pope, Bryson	g	0-3	0-0	1-2	1	1	2	2	1	0	1	1	1	20		
01	Brewer, Kris	g	0-3	0-0	0-0	0	1	1	1	0	0	1	0	0	17		
21	Spicer, Khaliq	g	0-0	0-0	0-0	0	0	0	0	0	0	0	0	0	3		
23	Morris, Jr. Earvin	g	0-0	0-0	0-0	0	0	0	0	0	0	0	0	0	3		
32	Tabb, Melvin	g	0-1	0-0	2-2	1	0	1	3	2	1	0	0	0	9		
42	Goodson, Darren	g	8-10	0-1	0-1	1	3	4	2	16	0	0	0	0	17		
	Team					1	0	1									
	Totals		28-49	5-8	13-18	8	19	27	21	74	7	8	1	5	200		

FG % 1st Half: 13-24 54.2% 2nd half: 15-25 60.0% Game: 28-49 57.1%
 3FG % 1st Half: 3-4 75.0% 2nd half: 2-4 50.0% Game: 5-8 62.5%
 FT % 1st Half: 3-6 50.0% 2nd half: 10-12 83.3% Game: 13-18 72.2%

Nebraska 60 • 4-1

##	Player	Total			3-Ptr			Rebounds			PF	TP	A	TO	Bk	Stl	Min
		FG-FGA	FG-FGA	FT-FTA	Off	Def	Tot	Off	Def	Tot							
13	Ubel, Brandon	f	6-8	0-1	5-10	6	7	13	2	17	1	2	0	0	0	37	
32	Almeida, Andre	c	1-2	0-0	1-3	1	1	2	3	3	0	1	0	0	15		
03	Parker, Benny	g	1-3	0-1	2-2	0	0	0	3	4	2	1	0	1	27		
15	Gallejos, Ray	g	1-9	1-8	0-0	0	2	2	2	3	0	1	1	2	37		
24	Talley, Dylan	g	10-21	2-6	5-5	3	3	6	2	27	3	3	0	0	37		
02	Rivers, David	g	1-6	0-3	4-6	0	2	2	1	6	0	0	2	0	23		
10	Menke, Trevor	g	0-0	0-0	0-0	0	0	0	0	2	0	0	0	0	2		
12	Peltz, Mike	g	0-2	0-0	0-0	4	2	6	3	0	0	1	0	0	22		
	Team					2	1	3									
	Totals		20-51	3-19	17-26	16	18	34	18	60	6	9	3	3	200		

FG % 1st Half: 11-24 45.8% 2nd half: 9-27 33.3% Game: 20-51 39.2%
 3FG % 1st Half: 2-9 22.2% 2nd half: 1-10 10.0% Game: 3-19 15.8%
 FT % 1st Half: 9-14 64.3% 2nd half: 8-12 66.7% Game: 17-26 65.4%

Officials: Matt Oblas, Michael Berry, Jim Bruno
 Technical fouls: Kent State-None. Nebraska-None.
 Attendance: 9049
 Actual Attendance: 5947

Score by periods	1st	2nd	Total
Kent State	32	42	74
Nebraska	33	27	60

Last FG - KENTST 2nd-00:38, NEB 2nd-01:50.
 Largest lead - KENTST by 15 2nd-01:59, NEB by 2 1st-18:55.

Points	In Paint	Off T/O	2nd Chance	Fast Break	Bench
KENTST	28	13	15	6	19
NEB	32	5	12	2	6

Score tied - 4 times.
 Lead changed - 8 times.

GAME 6 NEBRASKA 79, WAKE FOREST 63

11/27/12 9:20 p.m. at Winston-Salem, N.C. - Joel Coliseum

Nebraska 79 • 5-1

##	Player	Total			3-Ptr			Rebounds			PF	TP	A	TO	Bk	Stl	Min
		FG-FGA	FG-FGA	FT-FTA	Off	Def	Tot	Off	Def	Tot							
13	Ubel, Brandon	f	5-7	0-0	1-1	1	0	1	5	11	0	0	0	0	0	17	
32	Almeida, Andre	c	9-10	0-0	2-2	4	7	11	3	20	0	2	3	0	28		
03	Parker, Benny	g	1-3	0-1	6-9	0	2	2	0	8	4	1	0	4	30		
15	Gallejos, Ray	g	8-13	4-8	0-0	0	2	2	3	20	1	0	0	1	36		
24	Talley, Dylan	g	4-16	0-3	6-8	3	5	8	1	14	3	5	0	2	37		
02	Rivers, David	g	2-7	0-0	1-2	2	5	7	2	5	2	0	1	0	32		
10	Menke, Trevor	g	0-0	0-0	0-0	0	0	0	0	0	0	0	0	0	3		
12	Peltz, Mike	g	0-1	0-0	1-2	0	2	2	3	1	2	0	0	0	17		
	Team					1	2	3									
	Totals		29-57	4-12	17-24	11	25	36	17	79	12	8	4	7	200		

FG % 1st Half: 11-28 39.3% 2nd half: 18-29 62.1% Game: 29-57 50.9%
 3FG % 1st Half: 1-8 12.5% 2nd half: 3-4 75.0% Game: 4-12 33.3%
 FT % 1st Half: 5-8 62.5% 2nd half: 12-16 75.0% Game: 17-24 70.8%

Wake Forest 63 • 3-3

##	Player	Total			3-Ptr			Rebounds			PF	TP	A	TO	Bk	Stl	Min
		FG-FGA	FG-FGA	FT-FTA	Off	Def	Tot	Off	Def	Tot							
02	Thomas, Devin	f	0-2	0-0	0-0	0	0	0	0	0	0	1	1	1	12		
30	McKie, Travis	f	2-11	0-3	4-4	2	5	7	4	8	0	2	1	1	36		
34	Cavanaugh, Tyler	f	2-6	1-5	1-3	1	1	2	1	6	0	0	0	0	14		
00	Miller-McIntyre, Codi	g	5-8	0-0	1-1	1	2	3	5	11	3	1	0	0	29		
11	Harris, C. J.	g	1-6	0-2	0-0	0	4	4	1	2	1	2	0	0	35		
01	Jones, Madison	g	6-9	0-1	2-5	1	0	1	2	14	2	2	0	2	22		
10	Fischer, Chase	g	3-5	2-4	1-2	0	2	2	0	9	1	1	1	1	13		
7	Washington, Andre	g	0-0	0-0	2-2	0	0	0	1	2	0	0	1	0	7		
33	Rountree, Aaron	g	3-5	0-0	1-1	2	3	5	2	7	2	2	3	1	16		
45	Adala Moto, Arnaud	g	2-4	0-1	0-0	1	3	4	2	4	0	1	0	0	16		
	Team					2	2	2									
	Totals		24-56	3-16	12-18	10	20	30	18	63	9	13	7	6	200		

FG % 1st Half: 9-28 32.1% 2nd half: 15-28 53.6% Game: 24-56 42.9%
 3FG % 1st Half: 3-11 27.3% 2nd half: 0-5 0.0% Game: 3-16 18.8%
 FT % 1st Half: 3-6 50.0% 2nd half: 9-12 75.0% Game: 12-18 66.7%

Officials: Ray Natili, Sean Hull, Joe Lindsay
 Technical fouls: Nebraska-None. Wake Forest-None.
 Attendance: 6508
 2012 ACC/Big Ten Challenge

Score by periods	1st	2nd	Total
Nebraska	28	51	79
Wake Forest	24	39	63

Last FG - NEB 2nd-00:49, WF 2nd-00:06.
 Largest lead - NEB by 24 2nd-06:24, WF by 4 1st-07:25.

Points	In Paint	Off T/O	2nd Chance	Fast Break	Bench
NEB	34	12	17	4	6
WF	36	6	8	6	36

Score tied - 2 times.
 Lead changed - 3 times.

GAME 7 NEBRASKA 63, USC 51

12/03/12 7:06 p.m. at Devaney Center (Lincoln, Neb.)

Southern California 51 • 3-4

##	Player	Total			3-Ptr			Rebounds			PF	TP	A	TO	Bk	Stl	Min
		FG-FGA	FG-FGA	FT-FTA	Off	Def	Tot	Off	Def	Tot							
14	Dedmon, Dewayne	f	1-2	0-0	0-0	1	5	6	4	2	1	0	1	1	23		
34	Wise, Eric	f	1-3	0-0	3-4	1	3	4	3	5	0	2	0	0	25		
01	Fontan, Jio	g	5-13	1-2	0-0	0	0	0	1	11	3	2	0	2	35		
20	Terrell, J.T.	g	4-11	3-5	3-4	0	2	2	2	14	1	2	0	2	33		
22	Wesley, Byron	g	5-9	0-0	2-2	1	5	6	1	12	3	3	3	2	31		
05	Stewart, Ari	g	0-2	0-1	0-0	1	1	2	1	0	0	1	0	1	9		
13	Bryan, Chass	g	0-1	0-0	2-2	0	0	0	1	2	0	1	0	0	11		
21	Fuller, Aaron	g	0-2	0-0	0-0	0	3	3	0	0	1	1	0	0	17		
31	Blasczyk, James	g	2-3	0-0	0-0	1	1	0	4	1	1	0	0	0	8		
55	Oraby, Omar	g	0-1	0-0	1-2	0	0	0	1	1	0	2	1	0	8		
	Team					3	0	3									
	Totals		18-47	4-8	11-14	8	19	27	14	51	10	15	5	8	200		

FG % 1st Half: 9-27 33.3% 2nd half: 9-20 45.0% Game: 18-47 38.3%
 3FG % 1st Half: 1-2 50.0% 2nd half: 3-6 50.0% Game: 4-8 50.0%
 FT % 1st Half: 6-8 75.0% 2nd half: 5-6 83.3% Game: 11-14 78.6%

Nebraska 63 • 6-1

##	Player	Total			3-Ptr			Rebounds			PF	TP	A	TO	Bk	Stl	Min
		FG-FGA	FG-FGA	FT-FTA	Off	Def	Tot	Off	Def	Tot							
13	Ubel, Brandon	f	3-6	0-0	3-5	2	5	7	1	9	4	0	1	0	35		
32	Almeida, Andre	c	3-3	0-0	2-2	1	1	2	4	8							

2013-14 NEBRASKA MEN'S BASKETBALL

THIS IS NEBRASKA
OUTLOOK
2013-14 HUSKERS
COACHES
ADMINISTRATION
OPONENTS
REVIEW
RECORDS
MEDIA HISTORY

GAME 9 OREGON 60, NEBRASKA 38

12/15/12 1:36 pm at Eugene, Ore. (Matthew Knight Arena)

Nebraska 38 • 6-3

#	Player	Total		3-Ptr		Rebounds			PF	TP	A	TO	Blk	Stl	Min
		FG-FGA	FG-FGA	FT-FTA	Off	Def	Tot								
13	Ubel, Brandon	f	1-6	0-1	3-3	2	3	5	4	5	3	2	0	3	35
32	Almeida, Andre	c	0-3	0-0	0-0	0	1	1	4	0	0	1	0	1	10
03	Parker, Benny	g	1-2	0-0	0-0	1	1	2	0	2	2	2	0	1	27
15	Gallegos, Ray	g	4-12	1-8	0-0	0	2	2	1	9	0	4	0	3	40
24	Talley, Dylan	g	5-13	1-3	0-1	0	5	5	2	11	2	0	0	1	38
02	Rivers, David	g	0-1	0-0	0-0	0	0	0	0	0	0	0	0	0	4
11	Tyrance, Jordan	g	0-0	0-0	0-0	0	0	0	0	0	0	0	0	0	1
12	Peltz, Mike	g	1-2	1-1	1-2	1	3	4	3	4	0	4	0	0	15
31	Shields, Shavon	g	3-10	0-4	1-1	0	2	2	4	7	0	3	0	0	30
	Team					1	3	4							
	Totals		15-49	3-17	5-7	5	20	25	18	38	7	16	0	9	200

FG % 1st Half: 8-22 36.4% 2nd half: 7-27 25.9% Game: 15-49 30.6%
 3FG % 1st Half: 2-9 22.2% 2nd half: 1-8 12.5% Game: 3-17 17.6%
 FT % 1st Half: 0-0 0.0% 2nd half: 5-7 71.4% Game: 5-7 71.4%

Oregon 60 • 9-1

#	Player	Total		3-Ptr		Rebounds			PF	TP	A	TO	Blk	Stl	Min
		FG-FGA	FG-FGA	FT-FTA	Off	Def	Tot								
14	Kazemi, Arsalan	f	3-4	0-0	4-6	1	16	17	1	10	2	1	0	4	34
25	Singler, E.J.	g	5-9	2-3	1-1	1	3	4	4	13	1	1	0	0	26
55	Woods, Tony	c	7-11	0-0	0-2	2	2	4	1	14	0	1	2	0	22
01	Artis, Dominic	g	4-13	0-4	1-3	0	3	3	4	9	4	4	0	1	28
21	Dotson, Damyean	g	3-7	0-2	2-2	1	2	3	0	8	1	1	0	0	28
10	Loyd, Johnathan	g	1-4	0-2	0-0	0	0	0	0	2	1	3	0	0	14
20	Austin, Waverly	g	1-2	0-0	0-0	1	1	2	0	2	1	2	0	0	8
24	Moore, Willie	g	0-0	0-0	0-0	0	0	0	1	0	0	1	0	0	5
32	Carter, Ben	g	1-1	0-0	0-0	1	0	1	1	2	1	1	1	1	16
33	Emory, Carlos	g	0-3	0-2	0-0	1	2	3	2	0	2	1	0	0	19
	Team					3	1	4							
	Totals		25-54	2-13	8-14	11	30	41	14	60	13	16	3	6	200

FG % 1st Half: 11-26 42.3% 2nd half: 14-28 50.0% Game: 25-54 46.3%
 3FG % 1st Half: 0-5 0.0% 2nd half: 2-8 25.0% Game: 2-13 15.4%
 FT % 1st Half: 5-7 71.4% 2nd half: 3-7 42.9% Game: 8-14 57.1%

Officials: Tony Padilla, Michael Eggers, Keith Kimball
 Technical fouls: Nebraska-None. Oregon-None.
 Attendance: 6102

Score by periods	1st	2nd	Total
Nebraska	18	20	38
Oregon	27	33	60

Last FG - NEB 2nd-02:58, ORE 2nd-01:26.
 Largest lead - NEB None, ORE by 22 2nd-01:26.

Points	In	Off	2nd	Fast	Bench
NEB	12	7	4	4	11
ORE	40	14	9	8	6

Score tied - 0 times.
 Lead changed - 0 times.

GAME 11 NEBRASKA 89, CENTRAL MICHIGAN 75

12/22/12 5 p.m. at El Paso, Texas (Don Haskins Center)

Central Michigan 75 • 6-5

#	Player	Total		3-Ptr		Rebounds			PF	TP	A	TO	Blk	Stl	Min
		FG-FGA	FG-FGA	FT-FTA	Off	Def	Tot								
25	MBAIGOTO, Olivier	f	3-6	0-0	3-6	0	2	2	3	9	0	1	1	0	19
34	SIMONS, John	f	4-6	1-3	5-6	1	4	5	1	14	1	1	0	2	32
12	RANDALL, Kyle	g	5-11	2-3	15-15	1	7	8	1	27	3	2	0	1	34
15	FOWLER, Chris	g	3-7	0-1	1-2	2	2	4	3	7	5	2	0	0	31
33	KEEL, Austin	g	1-4	1-3	0-0	0	1	1	1	3	0	3	0	0	18
01	KRANNITZ, Spencer	g	0-0	0-0	0-0	1	0	1	0	0	0	0	0	0	4
02	BUCKLEY, DeAndray	g	0-0	0-0	0-0	0	0	0	0	0	0	0	0	0	0+
03	RICHARDSON JR, Derri	g	1-5	0-2	2-2	0	2	2	2	4	0	2	0	2	22
05	CRADDOCK, Finis	g	0-3	0-1	0-0	0	0	0	4	0	0	1	0	0	9
23	STEWART, Austin	g	0-0	0-0	0-0	0	1	1	0	0	0	0	0	0	8
24	HIBBITTS, Blake	g	4-8	2-6	1-2	1	2	3	3	11	1	0	0	0	23
	Team					1	0	1							
	Totals		21-50	6-19	27-33	7	21	28	18	75	10	13	1	5	200

FG % 1st Half: 9-21 42.9% 2nd half: 12-29 41.4% Game: 21-50 42.0%
 3FG % 1st Half: 1-6 16.7% 2nd half: 5-13 38.5% Game: 6-19 31.6%
 FT % 1st Half: 14-18 77.8% 2nd half: 13-15 86.7% Game: 27-33 81.8%

Nebraska 89 • 8-3

#	Player	Total		3-Ptr		Rebounds			PF	TP	A	TO	Blk	Stl	Min
		FG-FGA	FG-FGA	FT-FTA	Off	Def	Tot								
13	Ubel, Brandon	f	6-8	0-0	2-2	1	2	3	4	14	1	1	0	1	27
32	Almeida, Andre	c	1-2	0-0	1-2	0	0	0	3	3	0	0	0	0	9
03	Parker, Benny	g	1-2	0-0	2-4	0	2	2	4	4	4	3	1	1	25
15	Gallegos, Ray	g	6-12	3-9	4-4	0	3	3	4	19	3	3	1	0	34
24	Talley, Dylan	g	7-17	6-9	1-1	0	7	7	2	21	3	0	0	2	38
02	Rivers, David	g	8-10	0-0	4-5	4	3	7	2	20	0	2	1	0	25
11	Tyrance, Jordan	g	0-0	0-0	0-0	0	0	0	0	0	0	0	0	0	3
12	Peltz, Mike	g	0-0	0-0	2-4	0	1	1	2	2	4	2	0	0	18
31	Shields, Shavon	g	3-5	0-0	0-0	1	6	7	4	6	2	1	0	1	21
	Team					1	2	3							
	Totals		32-56	9-18	16-22	7	26	33	25	89	17	15	3	5	200

FG % 1st Half: 17-27 63.0% 2nd half: 15-29 51.7% Game: 32-56 57.1%
 3FG % 1st Half: 7-11 63.6% 2nd half: 2-7 28.6% Game: 9-18 50.0%
 FT % 1st Half: 2-2 100.0% 2nd half: 14-20 70.0% Game: 16-22 72.7%

Officials: Shawn Lehigh, Mike Garranto, Jimmy Casa
 Technical fouls: Central Michigan-TEAM. Nebraska-TEAM.

Attendance: 7132
 WestStar Bank Don Haskins Sun Bowl Invitational Game 1
 Technical foul given to Nebraska bench with 16:08 in the second. N48-0.
 Technical foul given to CMU bench with 12:45 in the second. N58-4.

Score by periods	1st	2nd	Total
Central Michigan	33	42	75
Nebraska	43	46	89

Last FG - CMU 2nd-01:11, NEB 2nd-01:24.
 Largest lead - CMU None, NEB by 19 1st-06:14.

Points	In	Off	2nd	Fast	Bench
CMU	16	16	11	10	15
NEB	40	16	7	13	28

Score tied - 0 times.
 Lead changed - 0 times.

GAME 10 NEBRASKA 59, JACKSONVILLE STATE 55

12/18/12 8:06 p.m. at Devaney Center (Lincoln, Neb.)

Jacksonville State 55 • 8-3

#	Player	Total		3-Ptr		Rebounds			PF	TP	A	TO	Blk	Stl	Min
		FG-FGA	FG-FGA	FT-FTA	Off	Def	Tot								
04	GAINES, Tarvin	f	3-8	2-5	5-6	1	3	4	4	13	1	0	0	1	28
14	MAFRA, Rinaldo	f	0-1	0-0	0-0	0	1	1	0	0	0	0	0	0	10
02	BOGGS, Ronnie	g	5-12	1-4	0-0	3	3	6	3	11	0	1	1	2	31
11	RACKLEY, Darion	g	6-14	2-8	3-4	0	3	3	3	17	2	3	0	3	35
21	WILLIAMS, Brian	g	3-9	0-1	4-6	0	2	2	2	10	1	4	0	1	37
03	ANDERSON, Alex	g	0-0	0-0	2-2	0	0	0	0	2	1	0	0	0	9
05	LEGGETT, Mason	g	0-2	0-0	0-0	0	1	1	1	0	0	1	0	0	20
13	DEANES, Chris	g	0-0	0-0	0-0	0	1	1	2	0	0	1	0	0	4
33	COOK, Nick	g	0-1	0-0	2-2	1	4	5	2	2	1	0	2	2	26
	Team					0	2	2							
	Totals		17-47	5-18	16-20	5	20	25	17	55	6	10	3	9	200

FG % 1st Half: 8-26 30.8% 2nd half: 9-21 42.9% Game: 17-47 36.2%
 3FG % 1st Half: 3-9 33.3% 2nd half: 2-9 22.2% Game: 5-18 27.8%
 FT % 1st Half: 3-4 75.0% 2nd half: 13-16 81.3% Game: 16-20 80.0%

Nebraska 59 • 7-3

#	Player	Total		3-Ptr		Rebounds			PF	TP	A	TO	Blk	Stl	Min
		FG-FGA	FG-FGA	FT-FTA	Off	Def	Tot								
13	Ubel, Brandon	f	5-10	0-0	5-6	4	6	10	2	15	3	3	0	0	32
32	Almeida, Andre	c	4-9	0-0	0-0	2	4	6	3	8	0	0	1	1	16
03	Parker, Benny	g	0-3	0-0	2-2	0	3	3	2	2	3	4	0	0	24
15	Gallegos, Ray	g	2-7	0-4	2-3	0	4	4	2	6	3	0	1	2	39
24	Talley, Dylan	g	3-7	0-1	4-5	1	3	4	3	10	1	1	0	0	34
02	Rivers, David	g	1-2	0-0	0-0	0	2	2	1	2	0	0	0	0	7
12	Peltz, Mike	g	0-1	0-0	2-3	0	1	1	2	2	1	2	0	0	20
31	Shields, Shavon	g	6-7	0-0	2-2	1	2	3	1	14	1	2	1	2	28
	Team					0	2	2							
	Totals		21-46	0-5	17-21	8	27	35	16	59	12	14	3	5	200

FG % 1st Half: 11-23 47.8% 2nd half: 10-23 43.5% Game: 21-46 45.7%
 3FG % 1st Half: 0-3 0.0% 2nd half: 0-2 0.0% Game: 0-5 0.0%
 FT % 1st Half: 7-8 87.5% 2nd half: 10-13 76.9% Game: 17-21 81.0%

Officials: Ed Hightower, Larry Sciroto, Frank Spencer
 Technical fouls: Jacksonville State-None. Nebraska-None.

Attendance: 7979
 ACTUAL ATTENDANCE: 5481

Score by periods	1st	2nd	Total
Jacksonville State	22	33	55

GAME 13 NEBRASKA 68, NICHOLLS STATE 59

12/29/12 2:05 p.m. at Devaney Center (Lincoln, Neb.)

Nicholls State 59 • 1-9

##	Player	Total			3-Ptr			Rebounds			PF	TP	A	TO	Blk	Stl	Min
		FG	FGA	FT	FTA	Off	Def	Off	Def	Off							
02	Prest, Lachlan	f	1-2	1-2	0-0	0	1	1	1	3	0	1	1	0	0	21	
01	Thomas, Dantrell	g	8-19	1-6	1-3	2	4	6	4	18	3	3	1	1	32		
20	Hunter, Fred	g	3-5	0-1	1-2	3	4	7	3	7	1	0	0	0	23		
21	Rillieux, Shane	g	0-4	0-0	0-4	0	7	7	4	0	2	1	0	2	32		
22	Carpenter, T.J.	g	4-10	1-4	2-3	0	1	1	4	11	2	0	0	1	32		
04	Smith, Jeremy	g	2-4	2-4	2-2	0	1	1	2	8	0	0	0	0	18		
05	Torres, Amin	g	4-9	1-5	3-4	0	4	4	4	12	1	3	0	1	20		
10	Maciel, Pedro	g	0-0	0-0	0-0	0	0	0	2	0	0	1	0	0	5		
33	Horace, JaMarkus	g	0-0	0-0	0-0	0	2	2	0	0	1	1	0	0	8		
35	Smith-Hyde, Linden	g	0-0	0-0	0-0	0	2	2	1	0	0	0	0	0	9		
Team						2			2								
Totals			22-53	6-22	9-18	7	26	33	25	59	10	10	2	5	200		

FG % 1st Half: 5-24 20.8% 2nd half: 17-29 58.6% Game: 22-53 41.5%
 3FG % 1st Half: 2-10 20.0% 2nd half: 4-12 33.3% Game: 6-22 27.3%
 FT % 1st Half: 5-8 62.5% 2nd half: 4-10 40.0% Game: 9-18 50.0%

Nebraska 68 • 9-4

##	Player	Total			3-Ptr			Rebounds			PF	TP	A	TO	Blk	Stl	Min
		FG	FGA	FT	FTA	Off	Def	Off	Def	Off							
13	Ubel, Brandon	f	4-8	0-0	10-11	2	3	5	4	18	2	2	1	1	25		
32	Almeida, Andre	c	4-5	0-0	0-2	1	5	6	1	8	1	0	0	0	20		
03	Parker, Benny	g	2-4	0-0	0-0	0	2	2	3	4	2	2	0	1	28		
15	Gallegos, Ray	g	3-8	2-5	2-4	1	1	2	1	10	0	0	0	1	35		
24	Talley, Dylan	g	4-12	2-5	2-5	0	4	4	3	12	0	1	0	0	32		
02	Rivers, David	g	4-7	0-0	4-6	2	4	6	2	12	1	1	0	2	28		
11	Tyrance, Jordan	g	0-1	0-0	0-1	2	0	2	0	0	0	0	0	0	3		
12	Peltz, Mike	g	1-1	0-0	0-0	0	1	1	2	2	1	1	0	0	10		
31	Shields, Shavon	g	0-2	0-2	2-4	0	4	4	2	2	2	0	1	0	19		
Team						0			5								
Totals			22-48	4-12	20-33	8	29	37	18	68	11	7	2	5	200		

FG % 1st Half: 14-27 51.9% 2nd half: 8-21 38.1% Game: 22-48 45.8%
 3FG % 1st Half: 1-6 16.7% 2nd half: 3-6 50.0% Game: 4-12 33.3%
 FT % 1st Half: 2-5 40.0% 2nd half: 18-28 64.3% Game: 20-33 60.6%

Officials: Glenn Mayborg, Jim Schipper, Kelly Pfeifer
 Technical fouls: Nicholls State-None, Nebraska-None.
 Attendance: 11011
 Actual Attendance: 8174

Score by periods	1st	2nd	Total
Nicholls State	17	42	59
Nebraska	31	37	68

Last FG - NICH 2nd-00:26, NEB 2nd-05:51.
 Largest lead - NICH None, NEB by 19 2nd-12:02.

Points	In	Off	2nd	Fast	Bench
	Paint	T/O	Chance	Break	
NICH	30	7	4	2	20
NEB	24	11	2	0	16

Score tied - 0 times.
 Lead changed - 0 times.

GAME 14 NO. 11 OHIO STATE 70, NEBRASKA 44

01/02/13 6:31 p.m. at Value City Arena (Columbus, Ohio)

Nebraska 44 • 9-5, 0-1 B1G

##	Player	Total			3-Ptr			Rebounds			PF	TP	A	TO	Blk	Stl	Min
		FG	FGA	FT	FTA	Off	Def	Off	Def	Off							
13	Ubel, Brandon	f	2-9	0-0	2-2	2	4	6	3	6	3	4	0	0	0	37	
32	Almeida, Andre	c	0-1	0-0	0-0	0	1	1	0	0	0	1	0	0	6		
03	Parker, Benny	g	0-3	0-1	0-0	0	3	3	2	0	1	1	0	2	30		
15	Gallegos, Ray	g	4-18	4-15	2-2	0	2	2	1	14	1	2	0	0	40		
24	Talley, Dylan	g	4-14	1-3	0-3	0	4	4	0	9	1	3	1	0	32		
02	Rivers, David	g	3-4	1-1	0-1	2	2	4	0	7	0	1	0	0	23		
14	Vucetic, Sergej	g	2-2	0-0	0-0	0	0	0	0	4	0	0	0	0	2		
31	Shields, Shavon	g	2-5	0-1	0-0	1	8	9	4	4	0	2	1	1	30		
Team						3			3								
Totals			17-56	6-21	4-8	8	24	32	10	44	6	14	2	3	200		

FG % 1st Half: 7-27 25.9% 2nd half: 10-29 34.5% Game: 17-56 30.4%
 3FG % 1st Half: 3-10 30.0% 2nd half: 3-11 27.3% Game: 6-21 28.6%
 FT % 1st Half: 0-3 0.0% 2nd half: 4-5 80.0% Game: 4-8 50.0%

Ohio State 70 • 11-2, 1-0 B1G

##	Player	Total			3-Ptr			Rebounds			PF	TP	A	TO	Blk	Stl	Min
		FG	FGA	FT	FTA	Off	Def	Off	Def	Off							
01	Thomas, Deshaun	f	9-16	2-4	2-2	2	6	8	0	22	2	0	0	1	32		
12	Thompson, Sam	f	3-8	0-1	0-0	1	5	6	0	6	0	1	1	0	22		
23	Williams, Amir	c	3-5	0-0	2-2	1	6	7	1	8	0	0	4	2	18		
04	Craft, Aaron	g	0-4	0-1	0-0	1	5	6	1	0	8	0	0	3	29		
03	Smith Jr., Lenzelle	g	6-9	5-7	0-0	2	4	6	1	17	1	2	0	0	23		
32	Scott, Shannon	g	0-2	0-1	0-2	1	0	1	0	0	3	1	0	1	23		
10	Ross, LaQuinton	g	4-5	0-0	0-1	1	2	3	2	8	1	1	0	0	20		
14	Rogers, Alex	g	0-1	0-0	0-0	0	0	0	0	0	0	0	0	0	1		
30	Ravenel, Evan	g	3-5	0-0	1-4	0	2	2	2	7	1	2	1	0	11		
33	Della Valle, Amedeo	g	0-3	0-3	0-0	0	2	2	0	0	0	2	0	0	10		
55	McDonald, Trey	g	1-1	0-0	0-2	0	0	0	1	2	0	0	0	0	11		
Team						1			2								
Totals			29-59	7-17	5-13	10	33	43	8	70	16	9	6	7	200		

FG % 1st Half: 15-33 45.5% 2nd half: 14-26 53.8% Game: 29-59 49.2%
 3FG % 1st Half: 4-9 44.4% 2nd half: 3-8 37.5% Game: 7-17 41.2%
 FT % 1st Half: 2-4 50.0% 2nd half: 3-9 33.3% Game: 5-13 38.5%

Officials: Mike Sanzere, Ray Perone, Eric Curry
 Technical fouls: Nebraska-None, Ohio State-None.
 Attendance: 15900

Score by periods	1st	2nd	Total
Nebraska	17	27	44
Ohio State	36	34	70

Points	In	Off	2nd	Fast	Bench
	Paint	T/O	Chance	Break	
NEB	16	5	11	5	15
OSU	40	9	14	7	17

Last FG - NEB 2nd-00:58, OSU 2nd-02:08.
 Largest lead - NEB by 1 1st-18:48, OSU by 31 2nd-08:51.

Score tied - 0 times.
 Lead changed - 2 times.

GAME 15 WISCONSIN 47, NEBRASKA 41

01/06/13 3:36 p.m. at Devaney Center (Lincoln, Neb.)

Wisconsin 47 • 11-4, 2-0

##	Player	Total			3-Ptr			Rebounds			PF	TP	A	TO	Blk	Stl	Min
		FG	FGA	FT	FTA	Off	Def	Off	Def	Off							
31	Bruesewitz, Mike	f	2-7	1-3	0-1	3	7	10	2	5	1	0	0	0	34		
40	Berggren, Jared	f	6-13	0-2	1-3	0	1	1	0	13	0	0	3	0	33		
01	Brust, Ben	g	1-6	1-5	0-0	0	3	3	1	3	2	2	0	0	36		
05	Evans, Ryan	g	4-8	0-0	2-8	3	12	15	2	10	0	1	1	0	24		
12	Jackson, Traevon	g	2-5	0-2	0-0	1	1	1	1	4	3	1	0	1	21		
03	Marshall, George	g	2-6	1-1	0-1	0	0	0	0	5	1	0	0	0	21		
15	Dekker, Sam	g	3-6	1-3	0-0	1	2	3	2	7	0	2	1	1	22		
33	Showalter, Zak	g	0-0	0-0	0-0	0	0	0	0	0	0	0	0	0	1		
44	Kaminsky, Frank	g	0-2	0-1	0-0	0	1	1	1	0	1	0	1	0	8		
Team						1			3								
Totals			20-53	4-17	3-13	8	30	38	9	47	8	6	6	2	200		

FG % 1st Half: 8-31 25.8% 2nd half: 12-22 54.5% Game: 20-53 37.7%
 3FG % 1st Half: 2-11 18.2% 2nd half: 2-6 33.3% Game: 4-17 23.5%
 FT % 1st Half: 1-3 33.3% 2nd half: 2-10 20.0% Game: 3-13 23.1%

Nebraska 41 • 9-6, 0-2

##	Player	Total			3-Ptr			Rebounds			PF	TP	A	TO	Blk	Stl	Min
		FG	FGA	FT	FTA	Off	Def	Off	Def	Off							
13	Ubel, Brandon	f	4-11	2-2	0-0	1	7	8	5	10	0	2	3	0	38		
31	Shields, Shavon	f	1-6	0-1	1-1	1	7	8	4	3	0	1	0	0	31		
03	Parker, Benny	g	1-3	0-1	0-0	0	3	3	1	2	1	1	0	0	31		
15	Gallegos, Ray	g	6-14	0-5	0-0	0	4	4	2	12	2	1	0	3	40		
24	Talley, Dylan	g	5-14	0-3	2-4	0	4	4	3	12	1	3	0	0			

2013-14 NEBRASKA MEN'S BASKETBALL

THIS IS NEBRASKA

OUTLOOK

2013-14 HUSKERS

COACHES

ADMINISTRATION

OPPONENTS

REVIEW

RECORDS

MEDIA HISTORY

GAME 17 NO. 22 MICHIGAN STATE 66, NEBRASKA 56

01/13/13 6 p.m. at Breslin Center (East Lansing, Mich.)

Nebraska 56 • 9-8, 0-4

##	Player	Total		3-Ptr		Rebounds			PF	TP	A	TO	Blk	Stl	Min
		FG-FGA	FG-FGA	FT-FTA	Off	Def	Tot								
02	Rivers, David	* 8-8	1-1	1-1	3	3	6	4	18	0	1	1	1	1	40
15	Gallegos, Ray	* 5-16	1-8	1-2	1	4	5	1	12	1	2	2	3	40	
24	Talley, Dylan	* 6-19	2-8	3-5	2	6	8	1	17	4	1	0	2	38	
31	Shields, Shavon	* 4-8	1-2	0-0	0	6	6	5	9	2	3	0	0	26	
32	Almeida, Andre	* 0-4	0-0	0-0	1	2	3	5	0	2	3	0	0	24	
03	Parker, Benny	0-2	0-0	0-0	0	0	0	2	0	2	2	0	0	20	
10	Menke, Trevor	0-0	0-0	0-0	0	0	0	0	0	0	0	0	0	0+	
11	Tyrance, Jordan	0-1	0-0	0-0	1	0	1	0	0	2	0	2	0	12	
Team					1	1	2								
Totals		23-58	5-19	5-8	9	22	31	18	56	13	12	5	8	200	
FG % 1st Half: 13-31		41.9%	2nd half: 10-27	37.0%	Game: 23-58		39.7%	Deadball							
3FG % 1st Half: 3-8		37.5%	2nd half: 2-11	18.2%	Game: 5-19		26.3%	Rebounds							
FT % 1st Half: 3-4		75.0%	2nd half: 2-4	50.0%	Game: 5-8		62.5%	2							

Michigan State 66 • 14-3, 3-1

##	Player	Total		3-Ptr		Rebounds			PF	TP	A	TO	Blk	Stl	Min
		FG-FGA	FG-FGA	FT-FTA	Off	Def	Tot								
11	Appling, Keith	* 1-6	0-3	6-8	0	3	3	0	8	9	3	2	2	38	
14	Harris, Gary	* 1-11	1-4	6-6	1	6	7	2	9	1	1	0	0	36	
22	Dawson, Brandon	* 6-7	0-0	0-4	2	4	6	0	12	0	2	1	3	34	
25	Nix, Derrick	* 6-9	0-0	5-5	3	2	5	1	17	0	1	0	2	23	
45	Valentine, Denzel	* 1-5	1-3	0-0	0	8	8	1	3	1	1	1	0	18	
00	Byrd, Russell	0-0	0-0	0-2	0	0	0	2	0	0	0	0	0	5	
02	Gauna, Alex	0-0	0-0	0-0	0	0	0	0	0	0	0	0	0	2	
05	Payne, Adreian	6-6	1-1	1-3	1	2	3	1	14	0	1	1	1	21	
20	Trice, Travis	1-4	1-2	0-0	0	1	1	1	3	3	2	0	0	23	
Team					2	1	3								
Totals		22-48	4-13	18-28	9	27	36	8	66	14	11	5	8	200	
FG % 1st Half: 13-24		54.2%	2nd half: 9-24	37.5%	Game: 22-48		45.8%	Deadball							
3FG % 1st Half: 1-6		16.7%	2nd half: 3-7	42.9%	Game: 4-13		30.8%	Rebounds							
FT % 1st Half: 5-9		55.6%	2nd half: 13-19	68.4%	Game: 18-28		64.3%	5							

Officials: John Higgins, Kelly Self, Steve McJunkins
 Technical fouls: Nebraska-None. Michigan State-Payne, Adreian.
 Attendance: 14797

Score by periods	1st	2nd	Total
Nebraska	32	24	56
Michigan State	32	34	66

Last FG - NEB 2nd-00:17, MSU 2nd-00:01.
 Largest lead - NEB by 4 1st-07:58, MSU by 10 2nd-00:23.

Points	In	Off	2nd	Fast	Bench
NEB	18	9	6	4	0
MSU	24	10	8	9	17

Score tied - 7 times.
 Lead changed - 12 times.

GAME 19 NEBRASKA 68, PENN STATE 64

1/19/13 1:00 p.m. at State College, Pa. (Bryce Jordan Center)

Nebraska 68 • 10-9, 1-5

##	Player	Total		3-Ptr		Rebounds			PF	TP	A	TO	Blk	Stl	Min
		FG-FGA	FG-FGA	FT-FTA	Off	Def	Tot								
32	Almeida, Andre	c 0-1	0-0	0-0	0	3	3	1	0	0	1	1	0	9	
02	Rivers, David	g 2-7	0-1	0-0	1	0	1	2	4	0	0	0	1	23	
15	Gallegos, Ray	g 6-14	3-9	0-0	0	4	4	2	15	1	2	0	2	38	
24	Talley, Dylan	g 3-10	0-2	2-2	0	4	4	2	8	6	1	1	0	39	
31	Shields, Shavon	g 10-11	1-1	8-8	1	5	6	5	29	0	6	0	3	38	
03	Parker, Benny	0-1	0-0	0-0	0	1	1	2	0	2	0	0	2	18	
11	Tyrance, Jordan	0-0	0-0	0-0	0	1	1	2	0	0	0	0	0	4	
13	Ubel, Brandon	3-7	0-0	6-6	2	4	6	4	12	3	0	2	0	31	
Team					1	0	1								
Totals		24-51	4-13	16-16	5	22	27	20	68	12	11	4	8	200	
FG % 1st Half: 14-30		46.7%	2nd half: 10-21	47.6%	Game: 24-51		47.1%	Deadball							
3FG % 1st Half: 3-9		33.3%	2nd half: 1-4	25.0%	Game: 4-13		30.8%	Rebounds							
FT % 1st Half: 2-2		100.0%	2nd half: 14-14	100.0%	Game: 16-16		100.0%	0							

Penn State 64 • 8-10, 0-6

##	Player	Total		3-Ptr		Rebounds			PF	TP	A	TO	Blk	Stl	Min
		FG-FGA	FG-FGA	FT-FTA	Off	Def	Tot								
10	Taylor, Brandon	f 4-7	1-3	0-0	2	4	6	2	9	0	2	0	0	27	
21	Borovnjak, Sasa	f 4-6	0-0	0-0	2	3	5	8	2	1	0	1	1	25	
43	Travis, Ross	f 4-9	0-2	0-2	4	1	5	2	8	1	1	0	0	29	
02	Newbill, D.J.	g 3-11	0-3	5-9	2	5	7	3	11	6	6	1	1	33	
11	Marshall, Jermaine	g 5-16	2-7	6-8	0	2	2	2	18	1	2	2	2	39	
05	Jack, Donovan	0-0	0-0	0-0	0	0	0	1	0	0	1	0	0	3	
14	Montminy, Kevin	1-1	1-1	0-0	0	0	0	0	3	0	0	0	0	1	
20	Colella, Nick	1-5	1-4	3-3	1	5	6	0	6	0	1	0	1	31	
25	Graham, Jon	0-1	0-0	1-2	0	1	1	1	1	0	0	0	0	7	
32	Ackerman, Pat	0-1	0-0	0-0	0	0	0	1	0	0	0	0	0	5	
Team					3	1	4								
Totals		22-57	5-20	15-24	14	22	36	17	64	10	14	3	5	200	
FG % 1st Half: 10-28		35.7%	2nd half: 12-29	41.4%	Game: 22-57		38.6%	Deadball							
3FG % 1st Half: 2-9		22.2%	2nd half: 3-11	27.3%	Game: 5-20		25.0%	Rebounds							
FT % 1st Half: 6-8		75.0%	2nd half: 9-16	56.3%	Game: 15-24		62.5%	8							

Officials: Mike Kitts, Tom O'Neill, Todd Williams
 Technical fouls: Nebraska-None. Penn State-None.
 Attendance: 9883
 Flagrant-1 foul on Nebraska #13 at 24.6 of second half.

Score by periods	1st	2nd	Total
Nebraska	33	35	68
Penn State	28	36	64

Last FG - NEB 2nd-02:04, PSU 2nd-00:32.
 Largest lead - NEB by 10 1st-03:28, PSU by 7 1st-15:47.

Score tied - 4 times.
 Lead changed - 7 times.

Points	In	Off	2nd	Fast	Bench
NEB	30	16	0	12	12
PSU	26	15	17	2	10

GAME 18 PURDUE 65, NEBRASKA 56

01/16/13 8:06 p.m. at Devaney Center (Lincoln, Neb.)

Purdue 65 • 9-8, 3-2

##	Player	Total		3-Ptr		Rebounds			PF	TP	A	TO	Blk	Stl	Min
		FG-FGA	FG-FGA	FT-FTA	Off	Def	Tot								
20	Hammons, A.J.	c 7-13	0-0	0-0	4	4	8	0	14	3	1	6	0	32	
00	Johnson, Terone	g 7-15	2-4	2-4	1	5	6	1	18	2	4	0	0	35	
03	Johnson, Ronnie	g 3-9	0-1	4-5	1	4	5	2	10	6	3	0	0	36	
21	Byrd, D.J.	g 4-10	4-10	0-2	0	5	5	2	12	3	1	0	1	35	
35	Davis, Raphael	g 1-2	0-0	3-5	1	6	7	2	5	1	2	0	0	28	
01	Johnson, Anthony	1-2	0-0	0-0	1	2	3	1	2	0	0	0	0	13	
15	Hale, Donnie	1-2	0-0	0-0	1	3	4	2	2	0	0	1	0	10	
34	Lawson, Jacob	0-0	0-0	0-0	0	0	0	0	0	0	1	0	0	5	
50	Carroll, Travis	1-2	0-0	0-0	1	0	1	1	2	0	0	0	0	3	
55	Marcus, Sandi	0-1	0-0	0-0	1	1	2	0	0	0	0	1	0	3	
Team					3	3	6								
Totals		25-56	6-15	9-16	14	33	47	11	65	15	12	8	1	200	
FG % 1st Half: 13-30		43.3%	2nd half: 12-26	46.2%	Game: 25-56		44.6%	Deadball							
3FG % 1st Half: 1-7		14.3%	2nd half: 5-8	62.5%	Game: 6-15		40.0%	Rebounds							
FT % 1st Half: 1-3		33.3%	2nd half: 8-13	61.5%	Game: 9-16		56.3%	2							

Nebraska 56 • 9-9, 0-5

##	Player	Total		3-Ptr		Rebounds			PF	TP	A	TO	Blk	Stl	Min
		FG-FGA	FG-FGA	FT-FTA	Off	Def	Tot								
02	Rivers, David	f 2-9	0-0	1-2	0	1	1	2	5	1	0	0	1	39	
31	Shields, Shavon	f													

GAME 21 NEBRASKA 64, NORTHWESTERN 49

01/26/13 2:05 p.m. at Devaney Center (Lincoln, Neb.)

Northwestern 49 • 12-9, 3-5

#	Player	Total			3-Ptr			Rebounds			PF	TP	A	TO	Blk	Stl	Min
		FG-FGA	FG-FGA	FT-FTA	FG-FGA	FG-FGA	FT-FTA	Off	Def	Tot							
12	Swopshire, Jared	f	4-10	0-2	3-5	5	11	16	4	11	1	1	0	2	39		
22	Olah, Alex	c	1-3	0-1	1-2	1	2	3	3	3	0	1	1	0	22		
33	Sobolewski, Dave	g	8-16	4-8	1-3	1	5	6	1	21	1	4	0	3	39		
11	Hearn, Reggie	g	2-11	0-5	2-4	0	0	0	4	6	2	2	0	1	32		
14	Demps, Tre	g	1-7	0-5	0-2	0	3	3	2	2	0	1	0	1	26		
00	Jimenez, Omar	g	0-0	0-0	0-0	1	0	1	1	0	1	0	0	0	1		
04	Marcotullio, Alex	g	1-5	1-5	0-0	1	1	2	2	3	3	2	0	0	21		
10	Turner, Mike	g	0-2	0-1	0-0	0	0	0	1	0	1	0	0	1	17		
13	Abrahamson, Kale	g	0-1	0-1	0-0	0	0	0	0	0	0	0	0	0	1		
15	Montgomery, James	g	1-1	1-1	0-0	0	0	0	0	3	0	0	0	0	1		
45	Cerina, Nikola	g	0-0	0-0	0-0	0	0	0	0	0	0	0	0	0	1		
Team			2		1		3										
Totals			18-56	6-29	7-16	11	23	34	18	49	9	11	1	8	200		

FG % 1st Half: 8-25 32.0% 2nd half: 10-31 32.3% Game: 18-56 32.1%
 3FG % 1st Half: 3-8 37.5% 2nd half: 3-19 15.8% Game: 6-29 20.7%
 FT % 1st Half: 3-6 50.0% 2nd half: 4-10 40.0% Game: 7-16 43.8%

Nebraska 64 • 11-10, 2-6

#	Player	Total			3-Ptr			Rebounds			PF	TP	A	TO	Blk	Stl	Min
		FG-FGA	FG-FGA	FT-FTA	FG-FGA	FG-FGA	FT-FTA	Off	Def	Tot							
13	Ubel, Brandon	f	4-13	0-2	6-8	7	5	12	2	14	3	1	2	0	39		
31	Shields, Shavon	f	2-5	0-1	2-4	2	6	8	4	6	1	2	0	0	25		
02	Rivers, David	g	3-4	1-1	1-5	0	4	4	3	8	0	0	0	1	26		
15	Gallegos, Ray	g	4-11	3-8	0-0	0	2	2	2	11	1	0	1	2	39		
24	Talley, Dylan	g	8-15	2-6	2-4	0	8	8	3	20	1	3	1	2	39		
03	Parker, Benny	g	1-2	0-0	1-2	0	3	3	3	3	2	5	0	3	21		
04	Ritchie, Max	g	0-0	0-0	0-0	0	0	0	0	0	0	0	0	0	1		
10	Menke, Trevor	g	0-0	0-0	0-0	0	0	0	0	0	2	0	0	0	5		
11	Tyrance, Jordan	g	0-0	0-0	0-0	1	1	2	0	0	0	0	0	0	3		
14	Vucetic, Sergej	g	0-0	0-0	0-0	0	0	0	0	0	0	0	0	0	1		
44	Kurkowski, Kye	g	1-1	0-0	0-0	0	0	0	0	2	0	0	0	0	1		
Team			1		3		4										
Totals			23-51	6-18	12-23	11	32	43	17	64	10	11	4	8	200		

FG % 1st Half: 10-27 37.0% 2nd half: 13-24 54.2% Game: 23-51 45.1%
 3FG % 1st Half: 3-8 37.5% 2nd half: 3-10 30.0% Game: 6-18 33.3%
 FT % 1st Half: 1-4 25.0% 2nd half: 11-19 57.9% Game: 12-23 52.2%

Officials: Terry Wymer, John Moore, Jim Schipper
 Technical fouls: Northwestern-None, Nebraska-None.
 Attendance: 10216
 Actual Attendance: 8,874

Score by periods	1st	2nd	Total
Northwestern	22	27	49
Nebraska	24	40	64

Last FG - NU 2nd-00:14, NEB 2nd-00:26.
 Largest lead - NU by 5 1st-11:31, NEB by 18 2nd-00:26.

Score tied - 2 times.
 Lead changed - 1 time.

GAME 22 NO. 23 MINNESOTA 84, NEBRASKA 65

01/29/13 8:00 PM at Minneapolis, Minn. (Williams Arena)

Nebraska 65 • 11-11, 2-7

#	Player	Total			3-Ptr			Rebounds			PF	TP	A	TO	Blk	Stl	Min
		FG-FGA	FG-FGA	FT-FTA	FG-FGA	FG-FGA	FT-FTA	Off	Def	Tot							
13	Ubel, Brandon	f	6-7	1-1	0-0	1	0	1	5	13	0	1	0	1	26		
02	Rivers, David	g	0-3	0-0	0-2	0	0	0	4	0	1	1	0	0	15		
15	Gallegos, Ray	g	12-17	6-9	0-1	0	4	4	1	30	1	2	0	1	38		
24	Talley, Dylan	g	2-7	1-2	1-2	0	4	4	2	6	2	4	0	0	33		
31	Shields, Shavon	g	3-8	1-2	3-4	2	1	3	1	10	3	1	0	0	33		
03	Parker, Benny	g	0-1	0-0	1-2	0	3	3	2	1	6	2	0	0	30		
10	Menke, Trevor	g	0-0	0-0	0-0	0	0	0	0	0	0	0	0	0	2		
11	Tyrance, Jordan	g	1-1	0-0	1-2	1	0	1	0	3	0	0	0	0	8		
32	Almeida, Andre	g	0-0	0-0	2-2	0	1	1	2	2	0	0	0	0	15		
Team			0		2		2										
Totals			24-44	9-14	8-15	4	15	19	17	65	13	13	0	2	200		

FG % 1st Half: 14-22 63.6% 2nd half: 10-22 45.5% Game: 24-44 54.5%
 3FG % 1st Half: 5-9 55.6% 2nd half: 4-5 80.0% Game: 9-14 64.3%
 FT % 1st Half: 2-6 33.3% 2nd half: 6-9 66.7% Game: 8-15 53.3%

Minnesota 84 • 16-5, 4-4

#	Player	Total			3-Ptr			Rebounds			PF	TP	A	TO	Blk	Stl	Min
		FG-FGA	FG-FGA	FT-FTA	FG-FGA	FG-FGA	FT-FTA	Off	Def	Tot							
32	Mbakwe, Trevor	f	2-5	0-0	0-3	2	6	8	1	4	3	1	2	0	24		
33	Williams, Rodney	f	8-13	1-1	6-6	3	2	5	2	23	2	0	1	2	33		
01	Hollins, Andre	g	4-8	1-5	5-5	1	2	3	3	14	3	4	0	1	25		
11	Coleman, Joe	g	3-8	1-1	0-1	0	3	3	1	7	2	0	0	0	28		
20	Hollins, Austin	g	6-10	0-2	1-2	3	0	3	0	13	5	0	0	3	29		
00	Welch, Julian	g	1-2	0-0	0-0	0	0	0	1	2	4	0	0	0	11		
03	Ellenson, Wally	g	1-2	0-1	0-0	1	0	1	1	2	1	0	0	0	4		
10	Osenieks, Oto	g	1-2	0-0	2-2	1	0	1	0	4	0	1	0	1	5		
13	Ahanmisi, Maverick	g	4-7	1-2	0-0	0	2	2	1	9	1	0	0	1	17		
15	Walker, Maurice	g	1-1	0-0	0-0	0	0	0	0	2	1	0	0	0	5		
22	Halvorsen, Chris	g	0-0	0-0	0-0	0	1	1	0	0	1	0	0	0	2		
30	Ingram, Andre	g	0-0	0-0	2-4	0	1	1	1	2	0	0	0	0	5		
34	Shell, Kendal	g	0-0	0-0	0-0	1	0	1	0	0	0	0	0	0	2		
55	Eliason, Elliott	g	1-1	0-0	0-0	0	2	5	2	2	1	0	0	0	10		
Team			1		1		2										
Totals			32-59	4-12	16-23	16	20	36	13	84	24	6	3	10	200		

FG % 1st Half: 16-29 55.2% 2nd half: 16-30 53.3% Game: 32-59 54.2%
 3FG % 1st Half: 1-5 20.0% 2nd half: 3-7 42.9% Game: 4-12 33.3%
 FT % 1st Half: 11-15 73.3% 2nd half: 5-8 62.5% Game: 16-23 69.6%

Officials: Tom Eades, Mark Whitehead, Paul Janssen
 Technical fouls: Nebraska-None, Minnesota-None.
 Attendance: 12672

Score by periods	1st	2nd	Total
Nebraska	35	30	65
Minnesota	44	40	84

Last FG - NEB 2nd-01:34, MINN 2nd-00:16.
 Largest lead - NEB None, MINN by 20 2nd-05:55.

Score tied - 0 times.
 Lead changed - 0 times.

GAME 23 NO. 11 OHIO STATE 63, NEBRASKA 56

02/02/13 6:06 p.m. at Devaney Center (Lincoln, Neb.)

Ohio State 63 • 17-4, 7-2

#	Player	Total			3-Ptr			Rebounds			PF	TP	A	TO	Blk	Stl	Min
		FG-FGA	FG-FGA	FT-FTA	FG-FGA	FG-FGA	FT-FTA	Off	Def	Tot							
11	Thomas, Deshaun	f	6-18	0-4	3-3	1	4	5	1	15	0	2	0	1	40		
12	Thompson, Sam	f	1-4	0-0	0-0	2	3	5	2	2	1	1	0	0	24		
23	Williams, Amir	c	0-0	0-0	7-8	2	6	8	1	7	0	1	3	2	28		
04	Craft, Aaron	g	4-12	0-3	6-7	1	5	6	0	14	6	2	2	1	39		
32	Smith Jr., Lenzelle	g	6-6	3-3	6-8	0	1	1	2	21	0	2	0	0	30		
03	Scott, Shannon	g	0-1	0-0	0-0	0	0	0	0	0	0	1	0	0	12		
10	Ross, LaQuinton	g	1-3	1-2	1-2	0	2	2	2	4	0	1	0	0	15		
30	Ravenel, Evan	g	0-2	0-0	0-0	0	3	3	2	0	1	1	1	0	12		
Team			2		1		3										
Totals			18-46	4-12	23-28	8	25	33	10	63	8	11	6	4	200		

FG % 1st Half: 10-29 34.5% 2nd half: 8-17 47.1% Game: 18-46 39.1%
 3FG % 1st Half: 2-6 33.3% 2nd half: 3-13 23.1% Game: 4-12 33.3%
 FT % 1st Half: 10-10 100.0 2nd half: 13-18 72.2% Game: 23-28 82.1%

Nebraska 56 • 11-12, 2-8

#	Player	Total			3-Ptr			Rebounds			PF	TP	A	TO	Blk	Stl	Min
		FG-FGA	FG-FGA	FT-FTA	FG-FGA	FG-FGA	FT-FTA	Off	Def	Tot							
13	Ubel, Brandon	f	2-10	0-4	2-2	4	4	8	3	6	3	3	1	1	40		
31	Shields, Shavon	f	3-9	0-1	0-0	2	1	3	3	6	0	1	1	2	29		
02	Rivers, David	g	5-7	1-1	2-2	3	3										

2013-14 NEBRASKA MEN'S BASKETBALL

THIS IS NEBRASKA
 OUTLOOK
 2013-14 HUSKERS
 COACHES
 ADMINISTRATION
 OPPONENTS
 REVIEW
 RECORDS
 HISTORY
 MEDIA

GAME 25 NO. 1 INDIANA 76, NEBRASKA 47

02/13/13 7:06pm at Bloomington, Ind. (Assembly Hall)

Nebraska 47 • 12-13, 3-9

#	Player	Total		3-Ptr		Rebounds			PF	TP	A	TO	Blk	Stl	Min
		FG-FGA	FG-FGA	FT-FTA	FT-FTA	Off	Def	Tot							
13	Ubel, Brandon	f	0-2	0-0	4-4	4	4	8	5	4	0	1	0	0	23
02	Rivers, David	g	3-6	0-1	0-0	3	1	4	4	6	0	2	0	0	36
15	Gallegos, Ray	g	3-14	2-10	0-0	0	2	2	1	8	1	1	0	2	37
24	Talley, Dylan	g	7-12	2-4	0-0	0	2	2	3	16	0	3	0	0	30
31	Shields, Shavon	g	1-6	0-0	3-4	0	3	3	4	5	1	3	1	1	23
03	Parker, Benny	g	2-5	0-0	0-0	0	0	0	1	4	1	1	0	1	23
04	Ritchie, Max	g	0-0	0-0	0-0	0	0	0	0	0	0	0	0	0	1
10	Menke, Trevor	g	0-0	0-0	0-0	0	0	0	0	0	0	1	0	0	3
11	Tyrance, Jordan	g	0-1	0-1	2-2	1	0	1	1	2	0	2	0	0	16
14	Vucetic, Sergej	g	1-1	0-0	0-1	0	0	0	0	2	0	0	0	0	3
32	Almeida, Andre	g	0-0	0-0	0-0	0	1	1	3	0	0	0	0	0	4
44	Kurkowski, Kye	g	0-0	0-0	0-0	0	0	0	0	0	0	1	0	0	1
Team						1	2	3							
Totals			17-47	4-16	9-11	9	15	24	22	47	3	15	1	4	200

FG % 1st Half: 7-17 41.2% 2nd half: 10-30 33.3% Game: 17-47 36.2%
 3FG % 1st Half: 0-8 0.0% 2nd half: 4-8 50.0% Game: 4-16 25.0%
 FT % 1st Half: 4-4 100% 2nd half: 5-7 71.4% Game: 9-11 81.8%

Indiana 76 • 22-3, 10-2

#	Player	Total		3-Ptr		Rebounds			PF	TP	A	TO	Blk	Stl	Min
		FG-FGA	FG-FGA	FT-FTA	FT-FTA	Off	Def	Tot							
02	Watford, Christian	f	3-6	1-2	6-6	2	9	11	2	13	1	3	1	0	29
40	Zeller, Cody	f	4-9	0-0	8-11	4	1	5	3	16	0	1	1	1	18
01	Hulls, Jordan	g	3-5	2-4	0-0	0	3	3	1	8	3	1	0	0	30
04	Oladipo, Victor	g	5-8	1-3	2-2	4	4	8	2	13	1	1	1	3	27
11	Ferrell, Kevin (Yogi)	g	2-6	1-2	3-3	1	1	2	0	8	1	0	0	0	26
00	Sheehy, Will	g	2-8	1-2	4-6	2	2	4	1	9	1	0	0	1	25
12	Mosquera-Perea, H.	g	0-0	0-0	0-0	0	0	0	2	0	0	0	1	0	4
22	Creek, Maurice	g	1-2	1-1	0-0	0	2	2	1	3	0	0	0	0	13
23	Abell, Remy	g	2-3	1-2	1-1	0	0	0	0	6	0	0	0	1	12
32	Elston, Derek	g	0-0	0-0	0-0	0	0	0	0	0	1	1	0	1	8
33	Hollowell, Jeremy	g	0-1	0-0	0-0	0	1	1	0	0	2	1	1	1	8
Team						0	0	0							
Totals			22-48	8-16	24-29	13	23	36	12	76	8	9	5	8	200

FG % 1st Half: 6-19 31.6% 2nd half: 16-29 55.2% Game: 22-48 45.8%
 3FG % 1st Half: 2-7 28.6% 2nd half: 6-9 66.7% Game: 8-16 50.0%
 FT % 1st Half: 13-16 81.3% 2nd half: 11-13 84.6% Game: 24-29 82.8%

Officials: Terry Wymer, D.J. Carstensen, Jim Schipper
 Technical fouls: Nebraska-None. Indiana-None.
 Attendance: 17472

Score by periods	1st	2nd	Total
Nebraska	18	29	47
Indiana	27	49	76

Last FG - NEB 2nd-00:29, IND 2nd-00:54.
 Largest lead - NEB by 4 1st-16:01, IND by 31 2nd-00:54.

GAME 27 NEBRASKA 64, IOWA 60

02/23/13 1:05 p.m. at Devaney Center (Lincoln, Neb.)

Iowa 60 • 17-10, 6-8

#	Player	Total		3-Ptr		Rebounds			PF	TP	A	TO	Blk	Stl	Min
		FG-FGA	FG-FGA	FT-FTA	FT-FTA	Off	Def	Tot							
01	Basabe, Melsahn	f	1-4	0-0	0-0	1	1	2	1	2	0	0	1	0	18
30	White, Aaron	f	3-6	1-2	8-10	3	10	13	1	15	1	4	0	0	33
34	Woodbury, Adam	c	0-0	0-0	0-0	1	1	2	3	0	0	0	1	0	9
04	Marble, Roy Devyn	g	7-14	2-4	2-2	0	1	1	2	18	0	2	0	1	32
10	Gesell, Mike	g	3-10	0-1	0-0	2	3	5	2	6	2	2	1	1	30
00	Olaseni, Gabriel	g	2-4	0-0	0-0	1	0	1	0	4	0	1	0	0	7
02	Oglesby, Josh	g	0-5	0-3	0-0	0	4	4	0	0	1	0	0	1	14
05	Clemmons, Anthony	g	1-4	0-0	1-1	0	1	1	2	3	0	1	0	0	10
15	McCabe, Zach	g	0-4	0-2	2-2	3	3	6	3	2	2	1	0	1	23
25	May, Eric	g	4-6	2-3	0-0	1	2	3	0	10	1	1	1	3	24
Team						0	0	0							
Totals			21-57	5-15	13-15	12	26	38	14	60	11	12	4	7	200

FG % 1st Half: 14-32 43.8% 2nd half: 7-25 28.0% Game: 21-57 36.8%
 3FG % 1st Half: 4-7 57.1% 2nd half: 1-8 12.5% Game: 5-15 33.3%
 FT % 1st Half: 9-9 100% 2nd half: 4-6 66.7% Game: 13-15 86.7%

Nebraska 64 • 13-14, 4-10

#	Player	Total		3-Ptr		Rebounds			PF	TP	A	TO	Blk	Stl	Min
		FG-FGA	FG-FGA	FT-FTA	FT-FTA	Off	Def	Tot							
02	Rivers, David	f	3-8	0-0	0-1	3	1	4	2	6	1	0	1	3	35
13	Ubel, Brandon	f	6-9	0-1	0-0	1	7	8	2	12	0	3	2	1	37
31	Shields, Shavon	f	5-9	1-2	6-9	3	4	7	2	17	0	1	0	0	37
15	Gallegos, Ray	g	4-12	2-7	1-2	0	4	4	2	11	2	1	0	0	40
24	Talley, Dylan	g	8-18	2-5	0-0	1	3	4	3	18	2	3	0	1	39
03	Parker, Benny	g	0-0	0-0	0-2	0	0	0	1	0	2	1	0	0	9
11	Tyrance, Jordan	g	0-0	0-0	0-0	0	0	0	1	0	0	1	0	0	1
32	Almeida, Andre	g	0-0	0-0	0-0	0	0	0	0	0	0	0	0	0	2
Team						1	6	7							
Totals			26-56	5-15	7-14	9	25	34	13	64	7	10	3	5	200

FG % 1st Half: 11-32 34.4% 2nd half: 15-24 62.5% Game: 26-56 46.4%
 3FG % 1st Half: 2-8 25.0% 2nd half: 3-7 42.9% Game: 5-15 33.3%
 FT % 1st Half: 1-5 20.0% 2nd half: 6-9 66.7% Game: 7-14 50.0%

Officials: Ray Perone, Jim Schipper, Rob Kueneman
 Technical fouls: Iowa-None. Nebraska-None.
 Attendance: 12334

Actual Attendance: 11849
 Originally scheduled for 02/21/13, delayed due to weather

Score by periods	1st	2nd	Total
Iowa	41	19	60
Nebraska	25	39	64

Last FG - IOWA 2nd-01:29, NEB 2nd-00:09.
 Largest lead - IOWA by 19 1st-00:53, NEB by 4 2nd-00:02.

GAME 26 NO. 8 MICHIGAN STATE 73, NEBRASKA 64

02/16/13 7:06 p.m. at Devaney Center (Lincoln, Neb.)

Michigan State 73 • 22-4, 11-2

#	Player	Total		3-Ptr		Rebounds			PF	TP	A	TO	Blk	Stl	Min
		FG-FGA	FG-FGA	FT-FTA	FT-FTA	Off	Def	Tot							
05	Payne, Adreian	c	4-8	0-2	7-8	5	9	14	3	15	1	2	3	1	35
25	Nix, Derrick	c	4-9	0-0	5-6	3	8	11	0	13	1	1	0	1	31
11	Applying, Keith	g	3-11	1-7	9-10	0	1	1	1	16	4	4	3	0	38
14	Harris, Gary	g	5-6	2-3	2-2	0	1	1	4	14	0	2	0	1	26
22	Dawson, Brandon	g	2-5	0-0	0-0	2	2	4	1	4	0	3	4	0	28
00	Byrd, Russell	g	0-0	0-0	0-0	0	0	0	1	0	0	0	0	0	2
02	Gauna, Alex	g	0-0	0-0	0-0	0	1	1	1	0	0	0	0	0	8
10	Costello, Matt	g	2-2	0-0	0-0	0	2	2	2	4	0	0	2	0	8
45	Valentine, Denzel	g	3-4	1-1	0-0	1	6	7	0	7	2	1	0	0	24
Team						1	0	1							
Totals			23-45	4-13	23-29	12	30	42	13	73	8	15	12	3	200

FG % 1st Half: 11-25 44.0% 2nd half: 12-20 60.0% Game: 23-45 51.1%
 3FG % 1st Half: 2-7 28.6% 2nd half: 2-6 33.3% Game: 4-13 30.8%
 FT % 1st Half: 5-5 100% 2nd half: 18-24 75.0% Game: 23-29 79.3%

Nebraska 64 • 12-14, 3-10

#	Player	Total		3-Ptr		Rebounds			PF	TP	A	TO	Blk	Stl	Min
		FG-FGA	FG-FGA	FT-FTA	FT-FTA	Off	Def	Tot							
13	Ubel, Brandon	f	3-5	1-1	0-0	1	3	4	4	7	3	2	1	1	36
31	Shields, Shavon	f	7-13	3-3	2-2	5	8	13	1	19	1	0	0	2	40
02	Rivers, David	g	3-10	0-1	1-1	2	0	2	4	7	0	0	0	1	38
15	Gallegos, Ray	g	0-13	0-10	1-2	0	0	0	1	1	2	0	0	2	34
24	Talley, Dylan	g	8-16	4-9	8-8	0	1	1	4	28	2	2	0	1	31
03	Parker, Benny	g	1-1												



Nebraska's win over Minnesota on March 6, 2013, marked the final Husker men's basketball game at the Bob Devaney Sports Center. The Huskers defeated the Golden Gophers, 53-51, to end the 37-year era of hosting men's basketball at the Devaney Center.

GAME 29 ILLINOIS 72, NEBRASKA 65

03/02/13 4:15 pm at Assembly Hall, Champaign, IL

Nebraska 65 • 13-16, 4-12

#	Player	Total			Rebounds			PF	TP	A	TO	Blk	Stl	Min	
		FG-FGA	FG-FGA	FT-FTA	Off	Def	Tot								
13	Ubel, Brandon	f	3-7	0-0	0-0	2	2	4	1	6	2	1	2	0	40
02	Rivers, David	g	3-8	0-0	1-2	3	2	5	0	7	1	4	1	0	35
15	Gallegos, Ray	q	8-19	6-13	1-2	0	3	3	0	23	1	0	1	1	40
24	Talley, Dylan	g	7-15	2-3	4-4	1	4	5	3	20	5	3	1	2	40
31	Shields, Shavon	g	4-5	1-1	0-1	0	5	5	4	9	2	1	0	1	34
03	Parker, Benny	g	0-1	0-1	0-0	0	0	0	5	0	0	0	0	0	10
11	Tyrance, Jordan	g	0-0	0-0	0-0	0	0	0	1	0	0	0	0	0	1
Team						1	3	4							
Totals			25-55	9-18	6-9	7	19	26	14	65	11	11	5	4	200

FG % 1st Half: 12-24 50.0% 2nd half: 13-31 41.9% Game: 25-55 45.5% Deadball Rebounds 2,1
 3FG % 1st Half: 4-8 50.0% 2nd half: 5-10 50.0% Game: 9-18 50.0%
 FT % 1st Half: 4-4 100.0 2nd half: 2-5 40.0% Game: 6-9 66.7%

Illinois 72 • 21-9, 8-8

#	Player	Total			Rebounds			PF	TP	A	TO	Blk	Stl	Min	
		FG-FGA	FG-FGA	FT-FTA	Off	Def	Tot								
00	McLaurin, Sam	f	0-0	0-0	2-4	1	1	2	0	2	0	0	0	0	8
42	Griffey, Tyler	f	1-4	1-3	0-0	0	2	2	1	3	0	0	0	0	18
01	Richardson, D.J.	g	4-9	3-6	2-2	1	2	3	1	13	1	2	0	2	32
02	Bertrand, Joseph	g	1-3	0-1	0-0	1	3	4	1	2	2	1	0	0	27
03	Paul, Brandon	g	6-14	1-7	1-2	0	3	3	1	14	5	1	1	0	37
13	Abrams, Tracy	g	4-11	2-5	6-6	0	4	4	2	16	1	3	0	1	29
20	Henry, Myke	g	4-8	2-4	2-2	3	6	9	3	12	1	1	0	1	26
31	Berardini, Kevin	g	0-0	0-0	0-0	0	0	0	0	0	0	0	0	0	0+
32	Egwu, Nnanna	g	4-6	0-0	2-2	2	3	5	3	10	0	0	0	0	28
Team						3	0	3							
Totals			24-55	9-26	15-18	11	24	35	12	72	10	10	2	4	200

FG % 1st Half: 12-31 38.7% 2nd half: 12-24 50.0% Game: 24-55 43.6% Deadball Rebounds 3
 3FG % 1st Half: 5-15 33.3% 2nd half: 4-11 36.4% Game: 9-26 34.6%
 FT % 1st Half: 6-8 75.0% 2nd half: 9-10 90.0% Game: 15-18 83.3%

Officials: John Higgins, Ted Valentine, Bill Ek
 Technical fouls: Nebraska-None. Illinois-None.
 Attendance: 16618

Score by periods	1st	2nd	Total
Nebraska	32	33	65
Illinois	35	37	72

	In	Off	2nd	Fast	Bench
Points	Paint	T/O	Chance	Break	
NEB	26	10	11	4	0
ILL	20	13	15	2	38

Last FG - NEB 2nd-00:09, ILL 2nd-02:36.
 Largest lead - NEB by 4 1st-17:00, ILL by 8 2nd-00:21.

Score tied - 10 times.
 Lead changed - 13 times.

GAME 30 NEBRASKA 53, MINNESOTA 51

03/06/13 8:06 p.m. at Devaney Center (Lincoln, Neb.)

Minnesota 51 • 20-10, 8-9

#	Player	Total			Rebounds			PF	TP	A	TO	Blk	Stl	Min	
		FG-FGA	FG-FGA	FT-FTA	Off	Def	Tot								
30	Ingram, Andre	f	3-7	0-0	0-1	1	1	2	2	6	0	0	3	0	22
32	Mbakwe, Trevor	f	6-9	0-0	3-4	2	4	6	3	15	0	1	0	1	28
33	Williams, Rodney	f	0-4	0-2	0-1	1	3	4	4	0	1	1	2	0	27
00	Welch, Julian	g	2-4	0-0	0-2	0	2	2	1	4	2	0	1	0	21
20	Hollins, Austin	g	0-5	0-2	0-0	1	2	3	0	0	0	2	0	0	19
01	Hollins, Andre	g	4-14	3-8	3-4	2	4	6	2	14	2	2	0	0	31
11	Coleman, Joe	g	0-0	0-0	0-1	0	2	2	2	0	1	0	0	0	17
13	Ahanmisi, Maverick	g	1-2	0-1	3-4	1	0	1	2	5	0	1	0	0	17
55	Eliason, Elliott	g	3-5	0-0	1-3	3	1	4	2	7	1	1	3	0	18
Team						3	1	4							
Totals			19-50	3-13	10-20	14	20	34	18	51	7	9	9	1	200

FG % 1st Half: 10-25 40.0% 2nd half: 9-25 36.0% Game: 19-50 38.0% Deadball Rebounds 3
 3FG % 1st Half: 0-5 0.0% 2nd half: 3-8 37.5% Game: 3-13 23.1%
 FT % 1st Half: 1-5 20.0% 2nd half: 9-15 60.0% Game: 10-20 50.0%

Nebraska 53 • 14-16, 5-12

#	Player	Total			Rebounds			PF	TP	A	TO	Blk	Stl	Min	
		FG-FGA	FG-FGA	FT-FTA	Off	Def	Tot								
13	Ubel, Brandon	f	4-7	1-2	6-6	1	5	6	3	15	4	3	0	0	30
31	Shields, Shavon	f	3-7	0-2	2-4	2	4	6	5	8	1	2	0	2	34
02	Rivers, David	g	2-7	0-1	3-4	1	5	6	5	7	2	0	1	0	34
15	Gallegos, Ray	g	2-8	2-5	1-2	0	0	0	1	7	0	1	1	1	40
24	Talley, Dylan	q	3-10	2-5	4-4	0	3	3	4	12	3	1	0	1	31
03	Parker, Benny	g	0-2	0-0	0-0	0	2	2	2	0	0	0	0	0	13
11	Tyrance, Jordan	g	0-0	0-0	0-0	0	0	0	0	0	0	0	0	0	0+
32	Almeida, Andre	g	2-4	0-0	0-0	3	2	5	2	4	0	1	3	0	18
Team						3	3	6							
Totals			16-45	5-15	16-20	10	24	34	22	53	11	10	5	4	200

FG % 1st Half: 9-24 37.5% 2nd half: 7-21 33.3% Game: 16-45 35.6% Deadball Rebounds 3
 3FG % 1st Half: 2-10 20.0% 2nd half: 3-5 60.0% Game: 5-15 33.3%
 FT % 1st Half: 3-6 50.0% 2nd half: 13-14 92.9% Game: 16-20 80.0%

Officials: Ray Perone, Mike Sanzere, Kelly Pfeifer
 Technical fouls: Minnesota-None. Nebraska-None.
 Attendance: 13194
 Actual Attendance: 12,781

Score by periods	1st	2nd	Total
Minnesota	21	30	51
Nebraska	23	30	53

	In	Off	2nd	Fast	Bench
Points	Paint	T/O	Chance	Break	
MINN	24	6	6	2	26
NEB	16	5	7	0	4

Last FG - MINN 2nd-00:00, NEB 2nd-02:02.
 Largest lead - MINN None, NEB by 9 2nd-14:11.

Score tied - 6 times.
 Lead changed - 0 times.

2013-14 NEBRASKA MEN'S BASKETBALL

THIS IS NEBRASKA

OUTLOOK 2013-14 HUSKERS

COACHES

ADMINISTRATION

OPPONENTS

REVIEW

RECORDS

HISTORY

MEDIA

GAME 31 IOWA 74, NEBRASKA 60

03/09/13 1:20 p.m. at Carver-Hawkeye Arena - Iowa City, IA

Nebraska 60 • 14-17, 5-13

#	Player	Total		3-Ptr		Rebounds			PF	TP	A	TO	Blk	Stl	Min
		FG-FGA	FT-FTA	FG-FGA	FT-FTA	Off	Def	Tot							
13	Ubel, Brandon	f	3-12	0-1	3-4	4	3	7	3	9	3	0	1	1	39
31	Shields, Shavon	f	2-7	1-4	1-1	2	1	3	2	6	0	1	0	3	33
02	Rivers, David	g	1-2	0-0	0-0	0	0	0	1	2	0	0	0	0	17
15	Gallegos, Ray	g	7-15	7-14	1-2	3	0	3	4	22	2	1	0	1	34
24	Talley, Dylan	q	4-13	1-5	2-2	0	1	1	2	11	2	3	0	0	38
03	Parker, Benny	q	0-0	0-0	1-2	0	0	0	1	1	1	0	0	1	7
04	Ritchie, Max	q	0-0	0-0	0-0	0	0	0	0	0	0	0	0	0	1
10	Menke, Trevor	f	1-1	1-1	0-0	0	0	0	0	3	0	0	0	0	2
11	Tyrance, Jordan	f	1-3	0-0	0-0	0	1	1	0	2	2	0	0	0	10
14	Vucetic, Sergej	f	0-0	0-0	0-0	0	0	0	0	0	0	0	0	0	1
32	Almeida, Andre	f	2-3	0-0	0-0	0	1	1	4	4	1	0	2	0	17
44	Kurkowski, Kye	f	0-0	0-0	0-0	0	0	0	0	0	0	0	0	0	1
	Team					2	4	6							
	Totals		21-56	10-25	8-11	11	11	22	17	60	11	6	3	6	200

FG % 1st Half: 8-26 30.8% 2nd half: 13-30 43.3% Game: 21-56 37.5% Deadball Rebounds 0
 3FG % 1st Half: 3-10 30.0% 2nd half: 7-15 46.7% Game: 10-25 40.0%
 FT % 1st Half: 4-6 66.7% 2nd half: 4-5 80.0% Game: 8-11 72.7%

Iowa 74 • 20-11, 9-9

#	Player	Total		3-Ptr		Rebounds			PF	TP	A	TO	Blk	Stl	Min
		FG-FGA	FT-FTA	FG-FGA	FT-FTA	Off	Def	Tot							
01	Basabe, Melsahn	f	5-7	0-0	1-1	4	9	13	0	11	1	2	1	0	21
30	White, Aaron	f	5-7	1-2	8-8	2	4	6	1	19	3	2	0	0	31
34	Woodbury, Adam	c	6-6	0-0	0-1	1	2	3	4	12	1	2	1	0	18
04	Marble, Roy Devyn	g	2-9	2-5	0-0	0	3	3	1	6	3	4	1	0	28
25	May, Eric	g	1-5	0-2	0-1	1	5	6	0	2	6	1	0	1	27
00	Olaseni, Gabriel	f	2-2	0-0	0-0	1	2	3	0	4	3	0	3	0	17
02	Oglesby, Josh	f	1-4	1-4	0-0	0	0	0	0	3	0	0	0	0	14
05	Clemmons, Anthony	f	4-6	1-1	2-2	0	0	0	1	11	1	0	0	0	23
11	Rickert, Christopher	f	0-0	0-0	0-0	0	0	0	0	0	0	0	0	0	1
13	Danning, Kyle	f	0-0	0-0	0-0	0	0	0	0	0	0	0	0	0	1
15	McCabe, Zach	f	2-3	0-0	2-2	2	1	3	4	6	3	1	0	1	18
24	Ingram, Pat	f	0-0	0-0	0-0	0	0	0	0	0	0	0	0	0	0+
35	Stokes, Darius	f	0-0	0-0	0-0	0	0	0	0	0	0	0	1	0	1
	Team					1	1	2							
	Totals		28-49	5-14	13-15	12	27	39	11	74	21	12	7	2	200

FG % 1st Half: 12-27 44.4% 2nd half: 16-22 72.7% Game: 28-49 57.1% Deadball Rebounds 0
 3FG % 1st Half: 2-8 25.0% 2nd half: 3-6 50.0% Game: 5-14 35.7%
 FT % 1st Half: 6-6 100.0% 2nd half: 7-9 77.8% Game: 13-15 86.7%

Officials: Lamont Simpson, Darryl Smith, Steve McLunkins
 Technical fouls: Nebraska-None. Iowa-Woodbury, Adam.
 Attendance: 15400

Score by periods	1st	2nd	Total
Nebraska	23	37	60
Iowa	32	42	74

	In	Off	2nd	Fast	Bench
Points	20	20	10	4	10
NEB	38	13	18	0	24
IOWA					

Last FG - NEB 2nd-00:05, IOWA 2nd-00:39. Score tied - 0 times.
 Largest lead - NEB None, IOWA by 19 2nd-06:06. Lead changed - 0 times.

GAME 33 NO. 10 OHIO STATE 71, NEBRASKA 50

3/15/13 5:30 pm at United Center Chicago, IL

Nebraska 50 • 15-18

#	Player	Total		3-Ptr		Rebounds			PF	TP	A	TO	Blk	Stl	Min
		FG-FGA	FT-FTA	FG-FGA	FT-FTA	Off	Def	Tot							
13	Ubel, Brandon	f	7-8	0-0	2-2	4	3	7	2	16	1	4	2	1	37
2	Rivers, David	f	0-3	0-1	0-0	0	2	2	3	0	1	0	0	0	20
31	Shields, Shavon	f	6-11	1-3	1-1	1	4	5	3	14	1	4	1	0	36
15	Gallegos, Ray	g	2-12	1-8	1-2	0	2	2	0	6	1	1	0	2	39
24	Talley, Dylan	q	3-10	1-5	0-0	1	2	3	0	7	2	3	0	1	38
10	Menke, Trevor	f	0-0	0-0	0-0	0	0	0	1	0	0	0	0	0	1
11	Tyrance, Jordan	f	0-1	0-1	0-0	1	1	2	1	0	0	1	0	0	2
14	Vucetic, Sergej	f	1-1	0-0	0-1	1	0	1	0	2	0	0	0	0	1
3	Parker, Benny	f	2-5	0-1	1-2	0	0	3	2	5	3	0	0	1	23
32	Almeida, Andre	f	0-0	0-0	0-0	0	0	0	1	0	0	2	0	0	2
44	Kurkowski, Kye	f	0-0	0-0	0-0	0	0	0	0	0	0	0	0	0	1
	Team					2	1	3							
	Totals		21-51	3-19	5-8	10	18	28	13	50	9	15	3	5	200

FG % 1st Half: 10-22 45.5% 2nd half: 11-29 37.9% Game: 21-51 41.2% Deadball Rebounds 1
 3FG % 1st Half: 2-9 22.2% 2nd half: 1-10 10.0% Game: 3-19 15.8%
 FT % 1st Half: 1-2 50.0% 2nd half: 4-6 66.7% Game: 5-8 62.5%

Ohio State 71 • 24-7

#	Player	Total		3-Ptr		Rebounds			PF	TP	A	TO	Blk	Stl	Min
		FG-FGA	FT-FTA	FG-FGA	FT-FTA	Off	Def	Tot							
1	Thomas, Deshaun	f	5-9	1-3	8-9	1	8	9	0	19	1	0	1	1	32
12	Thompson, Sam	f	8-9	3-4	0-1	0	0	0	0	19	0	0	1	1	28
23	Williams, Amir	c	0-2	0-0	1-2	1	1	2	1	1	0	0	0	0	15
32	Smith Jr., Lenzelle	g	2-6	0-2	0-0	0	3	3	0	4	3	1	0	2	25
4	Craft, Aaron	g	3-5	1-3	0-0	0	1	1	3	7	8	2	0	2	30
10	Ross, LaQuinton	f	4-6	3-4	0-0	1	2	3	3	11	2	4	0	1	19
14	Rogers, Alex	f	0-1	0-0	0-0	0	0	0	0	0	0	0	0	0	1
3	Scott, Shannon	f	3-3	1-1	0-0	0	3	3	0	7	4	3	0	2	20
30	Ravenel, Evan	f	1-2	0-0	1-2	0	2	2	2	3	2	1	2	1	19
33	Della Valle, Amedeo	f	0-1	0-0	0-0	0	0	0	1	0	0	0	0	0	6
55	McDonald, Trey	f	0-0	0-0	0-0	0	1	1	1	0	0	0	0	0	5
	Team					0	1	1							
	Totals		26-44	9-17	10-14	3	22	25	11	71	20	12	4	10	200

FG % 1st Half: 9-22 40.9% 2nd half: 17-22 77.3% Game: 26-44 59.1% Deadball Rebounds 1
 3FG % 1st Half: 3-8 37.5% 2nd half: 6-9 66.7% Game: 9-17 52.9%
 FT % 1st Half: 7-9 77.8% 2nd half: 3-5 60.0% Game: 10-14 71.4%

Officials: Ed Hightower, Donnie Eppley, Ray Perone
 Technical fouls: Nebraska-None. Ohio State-None.
 Attendance: 21229

Score by periods	1st	2nd	Total
Nebraska	23	27	50
Ohio State	28	43	71

	In	Off	2nd	Fast	Bench
Points	28	11	12	6	7
NEB	26	21	4	13	21
OSU					

Last FG - NEB 2nd-01:07, OSU 2nd-01:22. Score tied - 1 time.
 Largest lead - NEB by 9 1st-13:03, OSU by 26 2nd-12:01. Lead changed - 2 times.

GAME 32 NEBRASKA 57, PURDUE 55

3/14/13 5:30 pm at United Center Chicago, IL

Nebraska 57 • 15-17


#	Player	Total		3-Ptr		Rebounds			PF	TP	A	TO	Blk	Stl	Min
		FG-FGA	FT-FTA	FG-FGA	FT-FTA	Off	Def	Tot							
13	Ubel, Brandon	f	4-11	0-2	8-11	1	7	8	1	16	5	3	1	1	39
2	Rivers, David	f	2-4	0-1	0-0	1	5	6	5	4	2	0	0	1	24
31	Shields, Shavon	f	8-12	1-1	2-2	1	5	6	1	19	1	2	0	2	37
15	Gallegos, Ray	g	3-11	1-4	2-4	0	4	4	0	9	2	0	1	1	40
24	Talley, Dylan	q	2-5	1-1	0-0	0	1	1	4	5	3	1	1	2	37
11	Tyrance, Jordan	f	0-0	0-0	0-0	0	0	0	1	0	0	0	0	0	2
3	Parker, Benny	f	1-3	0-2	0-0	0	2	2	0	2	2	0	1	0	15
32	Almeida, Andre	f	1-1	0-0	0-0	0	1	1	2	2	0	0	0	0	6
	Team					2	1	3							
	Totals		21-47	3-11	12-17	5	26	31	14	57	15	6	4	7	200

FG % 1st Half: 13-25 52.0% 2nd half: 8-22 36.4% Game: 21-47 44.7% Deadball Rebounds 2
 3FG % 1st Half: 1-8 12.5% 2nd half: 2-3 66.7% Game: 3-11 27.3%
 FT % 1st Half: 3-4 75.0% 2nd half: 9-13 69.2% Game: 12-17 70.6%

Purdue 55 • 15-17

#	Player	Total		3-Ptr		Rebounds			PF	TP	A	TO	Blk	Stl	Min
		FG-FGA	FT-FTA	FG-FGA	FT-FTA	Off	Def	Tot							
21	Byrd, D.J.	f	6-14	2-8	1-1	1	7	8	1	15	2	1	2	0	36
0	Hammons, A.J.	c	5-11	0-0	1-1	2	1	3	0	11	1	1	2	0	26
0	Johnson, Terone	q	4-14	0-2	1-4	3	3	6	4	9	4	0	0	0	33
3	Johnson, Ronnie	g	4-10	0-1	2-3	0	4	4							

RECORDS



ERIC PIATKOWSKI
NBA FIRST-ROUND
DRAFT PICK

- THIS IS NEBRASKA
- OUTLOOK
- 2013-14 HUSKERS
- COACHES
- ADMINISTRATION
- OPPONENTS
- REVIEW
- RECORDS**
- HISTORY
- MEDIA

NEBRASKA ALL-TIME SCORING CHART

CAREER POINTS (TOP 60 SCORERS)

Rank	Player, Seasons	G	FG-FGA (Pct.)	FT-FTA (Pct.)	Points (3pt.)	Avg.
1.	Dave Hoppen, 1983-84-85-86	111	804-1,341 (.600)	559-724 (.772)	2,167	19.5
2.	Eric Piatkowski, 1991-92-93-94	123	676-1,436 (.471)	380-489 (.777)	1,934 (202)	15.7
3.	Jerry Fort, 1973-74-75-76	105	777-1,793 (.433)	328-486 (.675)	1,882	17.9
4.	Andre Smith, 1978-79-80-81	114	673-1,148 (.586)	371-562 (.660)	1,717	15.1
5.	Aleks Maric, 2005-06-07-08	121	589-1,102 (.534)	448-679 (.660)	1,630 (4)	13.5
6.	Jaron Boone, 1993-94-95-96	127	575-1,327 (.433)	274-387 (.708)	1,609 (184)	12.7
7.	Erick Strickland, 1993-94-95-96	127	535-1,219 (.439)	337-434 (.776)	1,586 (179)	12.5
8.	Tyronn Lue, 1996-97-98	99	560-1,255 (.446)	312-396 (.788)	1,577 (145)	15.9
9.	Cookie Belcher, 1997-98-99-2000-01	131	576-1,291 (.446)	255-400 (.638)	1,552 (146)	11.9
10.	Rich King, 1988-89-90-91	124	564-1,000 (.564)	345-510 (.676)	1,475 (2)	11.9
11.	Venson Hamilton, 1996-97-98-99	129	528-1,002 (.527)	360-590 (.610)	1,416	11.0
12.	Carl McPipe, 1976-77-78-79	104	546-1,126 (.485)	208-317 (.656)	1,300	12.5
13.	Tom Baack, 1966-67-68	75	526-1,138 (.462)	247-297 (.832)	1,299	17.3
14.	Stuart Lantz, 1966-67-68	75	488-1,007 (.485)	293-395 (.742)	1,269	16.9
15.	Chuck Jura, 1970-71-72	77	500-910 (.549)	255-427 (.597)	1,255	16.3
16.	Larry Florence, 1997-98-99-2000	123	496-1,150 (.431)	220-325 (.677)	1,223 (11)	9.9
17.	Jack Moore, 1979-80-81-82	105	379-830 (.457)	446-495 (.901)	1,204	11.5
18.	Brian Carr, 1984-85-86-87	123	447-942 (.475)	230-287 (.801)	1,182 (58)	9.6
19.	Brian Banks, 1976-77-78-79	110	471-986 (.478)	208-298 (.698)	1,150	10.5
20.	Marvin Stewart, 1969-70-71	66	435-921 (.472)	268-359 (.747)	1,138	17.2
21.	Clifford Scales, 1988-89-90-91	123	441-902 (.489)	209-272 (.768)	1,136 (45)	9.2
	Carl Hayes, 1990-91-92	90	439-945 (.465)	221-360 (.614)	1,136 (37)	12.6
23.	Ryan Anderson, 2007-08-09-10	122	390-888 (.439)	160-213 (.751)	1,125 (185)	9.2
24.	Cary Cochran, 1999-2000-01-02	119	333-800 (.416)	147-164 (.896)	1,081 (268)	9.1
25.	Herschell Turner, 1958-59-60	72	371-898 (.413)	314-474 (.662)	1,056	14.7
26.	Mikki Moore, 1994-95-96-97	114	374-676 (.553)	235-359 (.655)	986 (3)	8.6
27.	Beau Reid, 1988-89-90-91	102	320-775 (.413)	250-337 (.742)	976 (86)	9.6
28.	Bob Siegel, 1974-75-76-77	101	405-973 (.416)	160-232 (.690)	970	9.6
29.	Tom Scantlebury, 1968-69-70	75	369-835 (.442)	227-303 (.749)	965	12.9
30.	Nate Branch, 1965-66-67	75	367-871 (.421)	224-320 (.700)	958	12.8
31.	Terrance Badgett, 1993-94-95-96	127	395-764 (.517)	141-229 (.616)	953 (22)	7.5
32.	Jamar Johnson, 1992-93-94	87	333-723 (.461)	166-210 (.790)	927 (95)	10.7
33.	Jason Dourisseau, 2003-04-05-06	117	330-726 (.455)	214-380 (.563)	912 (38)	7.8
34.	Jake Muhleisen, 2002-03-04-05	100	319-751 (.425)	178-241 (.739)	911 (95)	9.1
35.	John Turek, 2002-03-04-05	115	352-779 (.452)	194-358 (.545)	901 (2)	7.8
36.	Brandon Ubel, 2010-11-12-13	125	312-646 (.480)	240-299 (.803)	893 (29)	7.1
37.	Rex Ekwall, 1955-56-57	65	296-690 (.429)	288-394 (.731)	880	13.5
38.	Bruce Chubick, 1991-92-93-94	119	303-540 (.561)	264-400 (.660)	878 (8)	7.4
39.	Sek Henry, 2007-08-09-10	128	296-719 (.412)	185-284 (.651)	872 (95)	6.8
40.	Grant Simmons, 1964-65-66	74	305-709 (.430)	286-484 (.591)	849	11.5
41.	Dapreis Owens, 1989-90-91-92	117	329-679 (.484)	187-302 (.619)	845	7.2
42.	Bob Gratopp, 1968-69-70	76	255-608 (.419)	316-400 (.790)	826	10.9
43.	Jim Buchanan, 1950-51-52	69	345-942 (.366)	131-203 (.645)	821	11.9
44.	Bill Johnson, 1952-53-54	65	264-652 (.405)	286-484 (.591)	814	12.5
	Claude Retherford, 1947-48-49	74	318-1,090 (.292)	178-283 (.629)	814	11.0
46.	Bernard Day, 1986-87	63	309-567 (.545)	184-264 (.697)	802	12.7
47.	Brandon Richardson, 2009-12	119	238-569 (.418)	230-278 (.827)	794 (88)	6.7
48.	Stan Cloudy, 1983-84	62	347-672 (.516)	81-119 (.681)	775	12.5
49.	Bus Whitehead, 1948-49-50	72	275-831 (.331)	215-314 (.685)	765	10.6
	Jorge Brian Diaz, 2010-12	81	340-655 (.519)	85-157 (.541)	765	9.4
51.	Nate Johnson, 2003-04	58	263-606 (.434)	186-234 (.795)	762 (50)	13.1
	Fred Seger, 1952-53-54	65	263-724 (.363)	236-360 (.656)	762	11.7
53.	Toney McCray, 2009-12	95	291-644 (.451)	97-148 (.655)	759(80)	9.0
54.	Larry Cox, 1974-75-76	74	270-432 (.625)	217-297 (.731)	757	10.2
55.	Daryl Petsch, 1962-63-64	69	315-709 (.444)	124-197 (.629)	754	10.9
	Kimani Ffriend, 2000-01	58	267-460 (.580)	212-440 (.482)	746	12.9
57.	Andrew Drevo, 2003-04	60	262-608 (.431)	133-187 (.711)	737 (80)	12.3
58.	Charlie Jones, 1962-63-64	75	300-731 (.410)	135-216 (.625)	735	9.8
59.	Brian Conklin, 2001-02-03-04	119	243-576 (.422)	67-81 (.827)	729 (176)	6.1
60.	Steffon Bradford, 2000-01	60	280-504 (.556)	156-247 (.632)	717	12.0

*Records kept only since 1948. NOTE: Year listed is for the second half of the season played, i.e., 82 would be for the 1981-82 season.
() Number in parenthesis following point total indicates number of career 3-point field goals made.

SINGLE-GAME POINTS

(all games over 30 points)

Player	Opponent (Date)	Points
1. Eric Piatkowski	vs. Oklahoma (3/11/94)	42
2. Aleks Maric	Kansas State (2/13/07)	41
3. Rich King	Northern Illinois (2/18/91)	40
Jerry Fort	Missouri (2/22/75)	40
5. Tom Russell	Kansas (2/21/62)	38
6. Aleks Maric	at Iowa State (2/15/06)	37
7. Aleks Maric	Iowa State (2/28/07)	36
Tyronn Lue	Virginia (12/27/97)	36
W.W. Walsh	Crete (1906-07)	36
10. Eric Piatkowski	Texas (11/28/93)	35
Dave Hoppen	Southern Colo. (11/29/84)	35
Herschell Turner	vs. Missouri (12/30/59)	35
13. Tyronn Lue	Western Illinois (11/19/97)	34
Andre Smith	E. Washington (12/3/79)	34
Jerry Fort	at Kansas State (1/17/76)	34
Chuck Jura	at Oklahoma St. (1/26/72)	34
Bill Johnson	Missouri (1/18/54)	34
W.E. Anderson	Kansas (3/2/1900)	34
19. Eric Piatkowski	Kansas (2/23/94)	33
Dave Hoppen	at Oklahoma St. (1/19/85)	33
Dave Hoppen	vs. Calif.-Irvine (12/28/84)	33
Andre Smith	Wisconsin-Oshkosh (1/4/80)	33
Andre Smith	Ala.-Birmingham (12/22/79)	33
Jerry Fort	Missouri (2/16/74)	33
Chuck Jura	Kansas (2/19/72)	33
Marvin Stewart	Nevada (12/14/70)	33
Tom Baack	vs. Marshall (3/13/67)	33
Fred Hare	at Texas (12/18/64)	33
29. Aleks Maric	Missouri (2/13/08)	32
Eric Piatkowski	Oklahoma State (3/2/94)	32
Dave Hoppen	at Montana St. (12/14/85)	32
Dave Hoppen	at Oklahoma (2/6/85)	32
Dave Hoppen	at Colorado State (1/12/85)	32
Jerry Fort	Oklahoma (2/12/75)	32
Marvin Stewart	Iowa State (1/16/71)	32
Marvin Stewart	Iowa State (2/15/69)	32
37. Aleks Maric	Missouri (2/24/07)	31
Tyronn Lue	at Colorado (2/21/98)	31
Jaron Boone	at Colorado (2/8/95)	31
Rich King	Harvard (12/1/89)	31
Eric Johnson	Creighton (11/26/88)	31
Jerry Fort	vs. Oklahoma St. (12/28/73)	31
Harold Cebrun	Wyoming (12/2/63)	31
Herschell Turner	at Missouri (3/2/59)	31
45. Ray Gallegos	at Minnesota (1/29/13)	30
Aleks Maric	IPFW (11/26/07)	30
Tyronn Lue	Colorado (1/11/98)	30
Tyronn Lue	at Iowa State (2/22/97)	30
Tyronn Lue	at Oklahoma (1/25/97)	30
Tyronn Lue	vs. Oregon (11/25/95)	30
Jaron Boone	vs. Oregon (11/25/95)	30
Dapreis Owens	E. Washington (12/21/91)	30
Eric Johnson	Michigan State (11/30/89)	30
Dave Hoppen	South Dakota (12/1/84)	30
Andre Smith	vs. Michigan (3/6/80)	30
Lee Harris	Texas Christian (12/11/72)	30
Marvin Stewart	at Missouri (2/27/71)	30
Charlie Jones	at Texas Tech (12/1/62)	30
Herschell Turner	Detroit (1/31/59)	30
Herschell Turner	vs. Oklahoma St. (12/27/58)	30
Don Weber	vs. Kansas State (12/28/53)	30

SINGLE-GAME POINTS, FRESHMAN

Player	Points	Year	Player	Points	Year
1. Tyronn Lue	30	1995-96	Jerry Fort	27	1972-73
2. Shavon Shields	29	2012-13	7. Joe McCray	26	2004-05
3. Ryan Anderson	29	2006-07	Bob Siegel	26	1973-74
4. Jamel White	28	2005-06	10. Christian Standhardinger	25	2009-10
Erick Strickland	28	1992-93	Dave Hoppen	25	1982-83
6. Dave Hoppen	27	1982-83			

INDIVIDUAL RECORDS

POINTS - GAME

Overall:

42, Eric Piatkowski, vs. Oklahoma,
at Kansas City, March 11, 1994 (B8T)

At Home:

41, Aleks Maric, vs. Kansas State, Feb. 13, 2007

Away:

37, Aleks Maric, at Iowa State, Feb. 15, 2006

Neutral:

42, Eric Piatkowski, vs. Oklahoma,
at Kansas City, March 11, 1994 (B8T)

Half:

24, Aleks Maric, vs. Missouri, Feb. 13, 2008 (2nd)
24, Tyronn Lue, vs. Virginia, Dec. 27, 1997 (2nd)
24, Dave Hoppen, vs. South Dakota, Dec. 1, 1984 (1st)
24, Jerry Fort, vs. Missouri, Feb. 22, 1975 (2nd)

Losing Effort:

38, Tom Russell, vs. Kansas, Feb. 21, 1962

Freshman:

30, Tyronn Lue, vs. Oregon, Nov. 25, 1995

Sophomore:

37, Aleks Maric, at Iowa State, Feb. 15, 2006

Junior:

41, Aleks Maric, vs. Kansas State, Feb. 13, 2007

Senior:

42, Eric Piatkowski, vs. Oklahoma,
at Kansas City, March 11, 1994 (B8T)

Two Players:

65, Eric Piatkowski (42) and Bruce Chubick (23),
vs. Oklahoma, at Kansas City,
March 11, 1994 (B8T)

By Opponent:

46, Wilt Chamberlain, at Kansas, Feb. 8, 1958
46, Joe Scott, at Missouri, March 6, 1961
46, George Stone, Marshall, March 13, 1967 (NIT)

By Opponent, Half:

28, Jim McKean, Washington St., Dec. 12, 1966

By Opponent, Two Players:

70, George Stone (46) and Danny D'Antoni (24),
Marshall, March 13, 1967 (NIT)

POINTS - SEASON

Overall:

704, Dave Hoppen, 1984-85 (30 games)

Conference:

349, Tyronn Lue, 1997-98 (16 games)

Average:

23.5, Dave Hoppen, 1984-85 (704 in 30 games)

Conference Average:

23.0, Dave Hoppen, 1984-85 (322 in 14 games)

Freshman:

445, Dave Hoppen, 1982-83 (32 games)

Sophomore:

603, Tyronn Lue, 1996-97 (32 games)

Junior:

704, Dave Hoppen, 1984-85 (30 games)

Senior:

646, Eric Piatkowski, 1993-94 (31 games)

20-Point-or-Better Scoring Games:

21, Dave Hoppen, 1984-85

Consecutive 20-Point-or-Better Scoring Games:

10, Dave Hoppen, 1984-85

Consecutive Double-Figure Scoring Games

by a Freshman:

9, Joe McCray, Dec. 18, 2004 to Jan. 22, 2005
and Feb. 8 to March 10, 2005

POINTS - CAREER

Overall:

2,167, Dave Hoppen, 1983-86 (111 games)

Conference:

1,055, Jerry Fort, 1973-76 (56 games)

Average:

19.5, Dave Hoppen, 1983-86
(2,167 in 111 games)

Conference Average:

20.3, Dave Hoppen, 1983-86
(975 in 48 games)

20-Point-or-Better Scoring Games:

56, Dave Hoppen, 1983-86

Consecutive Games in Double Figures:

84, Dave Hoppen, March 11, 1983 to Feb. 1, 1986

FIELD GOALS - GAME

Made:

16, Marvin Stewart, vs. Nevada,
Dec. 14, 1970 (24 attempts)

Conference Made:

15, Aleks Maric, vs. Iowa State, Feb. 28, 2007
15, Jerry Fort, three times

Attempted:

34, by several players

No Misses:

9, Chuck Jura, vs. Iowa, Dec. 5, 1970
9, Dave Hoppen, vs. S. Illinois, Nov. 26, 1985
9, Venson Hamilton, vs. Iowa St., Feb. 3, 1996
9, Mikki Moore at Nevada, March 18, 1997 (NIT)
9, Ade Dagunduro vs. UMBC, Dec. 23, 2008

No Misses, Conference Game:

9, Venson Hamilton, vs. Iowa St., Feb. 3, 1996

Consecutive Made (Multiple Games):

15, Ade Dagunduro, Dec. 20 to Dec. 30, 2008 (3 games)

Opponent Made:

20, George Stone, Marshall,
March 13, 1967 (NIT, 38 attempts)

Opponent Attempted:

38, George Stone, Marshall,
March 13, 1967 (NIT, 20 made)

Opponent Made, No Misses:

11, Lanny Van Eman, at Wichita St., Dec. 4, 1961

FIELD GOALS - SEASON

Made:

270, Dave Hoppen, 1984-85 (418 attempts)

Conference Made:

132, Jerry Fort, 1974-75 (294 attempts)

Attempted:

547, Tyronn Lue, 1997-98 (240 made)

Conference Attempted:

294, Jerry Fort, 1974-75 (132 made)

Percentage*:

.672, Larry Cox, 1975-76 (133-198)

Conference Percentage*:

.648, Dave Hoppen, 1984-85 (127-196)

Freshman Percentage:

.563, Mike Naderer, 1977-78 (63-112)

*Minimum 5 attempts per team game

FIELD GOALS - CAREER

Made:

804, Dave Hoppen, 1983-86 (1,341 attempts)

Conference Made:

438, Jerry Fort, 1973-76 (1,018 attempts)

Attempted:

1,793, Jerry Fort, 1973-76 (777 made)

Conference Attempted:

1,018, Jerry Fort, 1973-76 (438 made)

Percentage*:

.625, Larry Cox, 1974-76 (270-432)

Conference Percentage**:

.619, Larry Cox, 1974-76 (159-257)

*Minimum 400 attempts; **Minimum 200 attempts

3-PT. FIELD GOALS - GAME

Made:

8, Cary Cochran, vs. Baylor, Feb. 27, 2002 (13 att.)

Conference Made:

8, Cary Cochran, vs. Baylor, Feb. 27, 2002 (13 att.)

Attempted:

16, Ray Gallegos, at Michigan, Jan. 9, 2013 (4 made)



Nebraska's all-time leading scorer and the only player in school history with more than 2,000 career points, Dave Hoppen was the first Husker player to have his jersey (42) retired.

Percentage*:

1.000, Ryan Anderson (5-5),
at Rutgers, Dec. 2, 2006
1.000, Brian Conklin (5-5),
vs. Missouri, Feb. 7, 2004

1.000, Cary Cochran (5-5),
at Missouri, Jan. 6, 2001

Conference Percentage*:

1.000, Brian Conklin (5-5),
vs. Missouri, Feb. 7, 2004

1.000, Cary Cochran (5-5),
at Missouri, Jan. 6, 2001

Opponent Made:

8, Obi Muonelo, Oklahoma State,
March 5, 2007 (11 att.)

8, Josh Carter, Texas A&M,
Feb. 10, 2007 (11 att.)

8, Devin Brown, UT-San Antonio,
Nov. 28, 2001 (13 att.)

8, Eric Martin, at Oklahoma, Jan. 20, 1999 (10 att.)

8, Jerald Brown, Texas A&M,
Jan. 11, 1997 (10 att.)

8, Randy Rutherford, Oklahoma State,
Feb. 1, 1995 (14 att.)

8, Dave Sieger, at Oklahoma,
Feb. 21, 1987 (13 att.)

Opponent Attempted:

17, Dominick Young, at Fresno State,
March 22, 1996 (5 made)

Opponent, No Misses:

6, Craig Michaelis, at Miami (Ohio),
Nov. 27, 1989

*Minimum 5 attempts

3-PT. FIELD GOALS - SEASON**Made:**

89, Cary Cochran, 2001-02 (207 att.)

Conference Made:

53, Cary Cochran, 2001-02 (121 att.)

Freshman Made:

80, Joe McCray, 2004-05 (226 att.)

Attempted:

271, Ray Gallegos, 2012-13 (83 made)

Conference Attempted:

166, Ray Gallegos, 2012-03 (49 made)

Percentage*:

.559, Brian Conklin, 2003-04 (66-118)

Conference Percentage*:

.617, Brian Conklin, 2003-04 (37-60)

Freshman Percentage*:

.463, Jay-R Strowbridge, 2006-07 (25-54)

Consecutive Games 3-Point Goal Scored:

35, Cary Cochran, Dec. 20, 2000 to Jan. 5, 2002

*Minimum 1.5 attempts per team game

3-PT. FIELD GOALS - CAREER**Made:**

268, Cary Cochran, 1999-02 (630 att.)

Conference Made:

156, Cary Cochran, 1999-02 (356 att.)

Attempted:

630, Cary Cochran, 1999-02 (268 made)

Conference Attempted:

356, Cary Cochran, 1999-02 (156 made)

Percentage:

.431, Brian Conklin, 2001-04 (173-401)

Conference Percentage:

.463, Henry T. Buchanan, 1987-88 (38-82)

FREE THROWS - GAME**Made:**

18, David Ponce, at Creighton, Dec. 4, 1982 (19 att.)

Conference Made:

16, Tom Russell, vs. Kansas, Feb. 21, 1962 (17 att.)

Attempted:

25, Aleks Maric, vs. Kansas State, Feb. 13, 2007

(15 made)

Conference Attempted:

25, Aleks Maric, vs. Kansas State, Feb. 13, 2007

(15 made)

No Misses:

15, Jack Moore, vs. Oklahoma St., Feb. 10, 1982

Opponent Made:

18, Wilt Chamberlain, at Kansas, Feb. 8, 1958 (23 att.)

Opponent Attempted:

23, Wilt Chamberlain, at Kansas, Feb. 8, 1958

(18 made)

Opponent Made, No Misses:

15, Kyle Randall, Central Michigan, Dec. 22, 2012

15, John Crawford, Iowa State, at Kansas City

Dec. 29, 1956 (Holiday Tournament)

FREE THROWS - SEASON**Made:**

184, Jack Moore, 1979-80 (211 att.)

Conference Made:

88, Aleks Maric, 2006-07 (132 att.)

Attempted:

227, Kimani Ffriend, 1999-00 (115 made)

Conference Attempted:

132, Aleks Maric, 2006-07 (88 made)

Percentage*:

.939, Jack Moore, 1981-82 (123-131)

Conference Percentage*:

.938, Jack Moore, 1981-82 (60-64)

Freshman Percentage*:

.837, Eric Piatkowski, 1990-91 (72-86)

Consecutive Made:

39, Jack Moore, Jan. 27 to Feb. 15, 1982

*Minimum 2 attempts per team game

FREE THROWS - CAREER**Made:**

559, Dave Hoppen, 1983-86 (724 att.)

Conference Made:

267, Dave Hoppen, 1983-86 (338 att.)

Attempted:

724, Dave Hoppen, 1983-86 (559 made)

Conference Attempted:

371, Aleks Maric, 2005-08 (254 made)

Percentage*:

.901, Jack Moore, 1979-82 (446-495)

Conference Percentage*:

.877, Jack Moore, 1979-82 (185-211)

*Minimum 200 attempts

REBOUNDS - GAME**Rebounds:**

26, Bill Johnson, vs. Iowa State, Jan. 4, 1954

Half:

15, Carl McPipe, vs. California-Davis,
Dec. 16, 1977 (1st)

Two Players:

39, Leroy Chalk (20) and Chuck Jura (19),
vs. Colorado, March 6, 1971

Opponent:

24, Bill Bridges, Kansas, twice

24, Andy Hopson, at Oklahoma St., Jan. 26, 1974

Opponent Two Players:

39, Dave DeBusschere (23) and
Charlie North (16) at Detroit, Dec. 17, 1960

REBOUNDS - SEASON**Overall:**

335, Aleks Maric, 2007-08 (33 games)

335, Venson Hamilton, 1998-99 (33 games)

Conference:

186, Aleks Maric, 2007-08 (16 games)

Freshman:

169, Aleks Maric, 2004-05 (27 games)

Average:

11.7, Chuck Jura, 1971-72 (305 in 26 games)

Conference Average:

11.6, Aleks Maric, 2007-08 (186 in 16 games)



Eric Piatkowski helped Nebraska to four straight NCAA Tournament appearances in the early 1990s and posted 1,934 career points to rank second on the Nebraska scoring chart.



Brian Carr holds the Husker career assist record with 682 and is more than 200 assists ahead of second place.

REBOUNDS - CAREER

Overall:

1,080, Venson Hamilton, 1996-99 (129 games)

Conference:

574, Aleks Maric, 2005-08 (64 games)

Average:

10.4, Rex Ekwall, 1955-57 (679 in 65 games)

Conference Average:

10.5, Leroy Chalk, 1969-71 (442 in 42 games)

ASSISTS - GAME

Assists:

18, Brian Carr, at Evansville, Jan. 3, 1985

Conference*:

13, Brian Carr, vs. Missouri, Jan. 28, 1987

Half:

10, Brian Carr, at Evansville, Jan. 3, 1985 (2nd)

10, Charles Richardson Jr., at Rutgers,
Dec. 2, 2006 (2nd)

Opponent:

18, Tom Kivisto, Kansas, at Kansas City,
Dec. 29, 1973 (Big Eight Holiday Tournament)

*Note: Carr had 14 assists at Kansas in a Big Eight Tournament game, March 5, 1985.

ASSISTS - SEASON

Assists:

237, Brian Carr, 1984-85 (30 games)

Conference:

113, Brian Carr, 1984-85 (14 games)

Freshman:

144, Tyronn Lue, 1995-96 (35 games)

Average:

7.90, Brian Carr, 1984-85 (237 in 30 games)

Conference Average:

8.10, Brian Carr, 1984-85 (113 in 14 games)

ASSISTS - CAREER

Assists:

682, Brian Carr, 1984-87 (123 games)

Conference:

297, Brian Carr, 1984-87 (56 games)

Average:

5.54, Brian Carr, 1984-87 (682 in 123 games)

Conference Average:

5.30, Brian Carr, 1984-87 (297 in 56 games)

Note: Assist records available only since 1974.

STEALS - GAME

Steals:

8, Greg Downing, vs. UMKC, Dec. 8, 1982

8, Cookie Belcher, at Texas Tech, Feb. 20, 1999

8, Venson Hamilton, vs. Texas Tech,
March 4, 1999 (B12T)

8, Cookie Belcher, vs. Oklahoma St., Feb. 7, 2001

Conference:

8, Cookie Belcher, at Texas Tech, Feb. 20, 1999

8, Cookie Belcher, vs. Oklahoma St., Feb. 7, 2001

Opponent:

8, Alvin Robertson, at Arkansas, Jan. 3, 1983

8, Dominick Young, at Fresno St., March 22, 1996

8, Jose Winston, Colorado, Jan. 23, 1999

STEALS - SEASON

Steals:

102, Cookie Belcher, 1998-99 (32 games)

Freshman:

87, Cookie Belcher, 1996-97 (33 games)

STEALS - CAREER

Steals:

353, Cookie Belcher, 1997-2001 (131 games)

Conference:

163, Cookie Belcher, 1997-2001 (64 games)

Note: Steal statistics available only since 1978.

BLOCKS - GAME

Blocks:

9, Mikki Moore, vs. Coppin State, Dec. 6, 1996

Conference:

7, Rich King, at Oklahoma State, Jan. 20, 1990

7, Kimani Ffriend, at Kansas St., Jan. 30, 2001

7, John Turek, vs. Colorado, March 2, 2005

Opponent:

8, Walter Downing, DePaul, March 28, 1983 (NIT)

8, John Flippen, Baylor, March 9, 2000 (B12)

BLOCKS - SEASON

Blocks:

91, Derrick Chandler, 1991-92 (29 games)

Conference:

43, Venson Hamilton, 1998-99 (16 games)

Freshman:

41, Jorge Brian Diaz, 2009-10 (33 games)

BLOCKS - CAREER

Blocks:

241, Venson Hamilton, 1996-99 (129 games)

Conference:

106, Venson Hamilton, 1996-99 (59 games)

Note: Blocked shot statistics available only since 1978.

MINUTES PLAYED - GAME

Minutes Played:

60, Jack Moore and Andre Smith,

vs. UAB, Dec. 22, 1979 (40T)

PLAYING TIME - SEASON

Games Played:

35, Terrance Badgett, Bernard Garner,

Tyronn Lue, Mikki Moore, Erick Strickland, 1995-96

Games Started:

34, Beau Reid, Clifford Scales, 1990-91

34, Jaron Boone, Bernard Garner, Tyronn Lue,
Erick Strickland, 1995-96

Minutes Played:

1,237, Ray Gallegos, 2012-13 (33 games)

Conference Minutes Played:

694, Ray Gallegos, 2012-13 (18 games)

Minutes Played Per Game:

38.5, Dave Hoppen, 1984-85

(1,155 in 30 games)

Conference Minutes Played Per Game:

39.1, Dave Hoppen, 1984-85 (548 in 14 games)

PLAYING TIME - CAREER

Games Played:

131, Cookie Belcher, 1997-2001

Consecutive Games Played:

128, Sek Henry, 2007-10

Games Started:

128, Cookie Belcher, 1997-2001 (131 games)

Consecutive Games Started:

111, Dave Hoppen, 1983-86

Minutes Played:

4,095, Cookie Belcher, 1997-2001 (131 games)

Conference Minutes Played:

2,004, Cookie Belcher, 1997-2001 (64 games)

Minutes Played Per Game, Four-Year Career:

33.4, Dave Hoppen, 1983-86 (3,711 in 111 games)

Minutes Played Per Game, Three-Year Career:

34.5, Andre Smith, 1979-81 (2,901 in 84

games; minutes not available for Smith's
freshman year, 1978)

Minutes Played Per Game, Two-Year Career:

33.3, Stan Cloudy, 1983-84 (2,066 in 62 games)

Conference Minutes Played Per Game:

35.5, Tyronn Lue, 1996-98 (1,633 in 46 games)

TEAM RECORDS

POINTS - GAME

Overall:

117, vs. Oklahoma (113), at Kansas City, Mo., March 8, 1991 (OT, B8T); vs. Harvard (79), Dec. 1, 1989

Conference:

111, at Oklahoma (99), Jan. 26, 1991;
at Oklahoma (115), Feb. 14, 1994 (OT)

Home Court:

117, vs. Harvard (79), Dec. 1, 1989

Opponent's Court:

111, at Oklahoma (99), Jan. 26, 1991
111, at Oklahoma (115), Feb. 14, 1994 (OT)

Neutral Court:

117, vs. Oklahoma (113), at Kansas City, Mo., March 8, 1991 (OT, B8T)

First Half:

64, vs. Tennessee Tech, Dec. 14, 1990

Second Half:

66, vs. Oklahoma, Feb. 16, 1991

Both Teams:

230, at Oklahoma (133), Nebraska (97), Feb. 21, 1987
230, Nebraska (117), Oklahoma (113), at Kansas City, Mo., March 8, 1991 (OT, B8T)

Losing Effort:

111, at Oklahoma (115), Feb. 14, 1994 (OT)

Margin of Victory:

74, Nebraska (82), at Crete (8), Jan. 4, 1907

Margin of Defeat:

56, at Kansas (102), Nebraska (46), Feb. 8, 1958

Players Scoring in Double Figures:

8, at Oklahoma, Jan. 26, 1991,
[Tony Farmer (22), Carl Hayes (16), Beau Reid (14), Rich King (12), Jose Ramos (12), Eric Piatkowski (11), Keith Moody (11), Clifford Scales (10)]
8, vs. Appalachian State, Dec. 31, 1994,
[Erick Strickland (21), Jaron Boone (17), Mikki Moore (12), Chris Sallee (12), Tom Wald (11), Melvin Brooks (10), Terrance Badgett (10), Chester Surlis (10)]

Opponent:

133, at Oklahoma (NU 97), Feb. 21, 1987

Opponent, Half:

70, at Oklahoma, Feb. 21, 1987 (2nd)

POINTS - SEASON

Overall:

2,977, 1990-91 (34 games)

Conference:

1,219, 1993-94 (14 games)

Average:

87.6, 1990-91 (2,977 in 34 games)

Conference Average:

87.1, 1993-94 (1,219 in 14 games)

Opponent:

2,672, 1990-91 (34 games)

Opponent, Conference:

1,297, 1989-90 (14 games)

Opponent Average:

86.1, 1989-90 (2,410 points in 28 games)

Opponent Conference Average:

92.6, 1989-90 (1,297 in 14 games)

NU 100-Point Games:

7, 1990-91

Opponent 100-Point Games:

6, 1989-90

FIELD GOALS - GAME

Made:

51, vs. Nevada, Dec. 14, 1970 (81 att.)

Conference Made:

44, vs. Missouri, Jan. 28, 1967 (86 att.)

Attempted:

97, vs. Cal State Fullerton, Dec. 4, 1967 (41 made)

Conference Attempted:

83, vs. Oklahoma, Jan. 25, 1992 (28 made)

Percentage:

.750, vs. Nebraska-Omaha, Jan. 25, 1988 (42-56)

Conference Percentage:

.679, at Kansas, Feb. 5, 1980 (19-28)

Half Percentage:

.840, vs. Nebraska-Omaha, Jan. 25, 1988 (21-25, 1st)

Conference Half Percentage:

.833, vs. Iowa State, Feb. 21, 1985 (15-18, 2nd)

Opponent Made:

50, at Oklahoma, Feb. 21, 1987 (88 att.)

Opponent Attempted:

91, three times, most recently at Southern Utah, Nov. 30, 1991 (39 made)

Opponent Percentage:

.771, Kansas State, at Nebraska, Feb. 3, 1982 (27-35)

Opponent Half Percentage:

.857, Kansas State, at Nebraska, Feb. 3, 1982 (12-14, 1st)

FIELD GOALS - SEASON

Made:

1,081, 1990-91 (2,185 att.)

Conference Made:

439, 1997-98 (976 att.)

Attempted:

2,185, 1990-91 (1,081 made)

Conference Attempted:

976, 1997-98 (439 made)

Percentage:

.514, 1983-84 (786-1,529)

Conference Percentage:

.511, 1982-83 (346-677)

Opponent Percentage:

.521, 1979-80 (856-1,644)

Opponent Conference Percentage:

.530, 1979-80 (366-694)

3-PT. FIELD GOALS - GAME

Made:

18, vs. Kansas, Feb. 24, 2002 (37 att.)

Attempted:

37, vs. Kansas, Feb. 24, 2002 (18 made)

Percentage*:

.750, vs. Texas-Pan American, Dec. 2, 2009 (9-12)

Conference Percentage*:

.667, at Kansas State, Feb. 17, 2010 (14-21)

Opponent Made:

17, at Oklahoma, Feb. 21, 1987 (27 att.)

Opponent Attempted:

37, Baylor, Feb. 14, 1998 (9 made)

Opponent Percentage*:

.765, at Kansas State, Jan. 10, 1987 (13-17)

*Minimum 10 attempts

3-PT. FIELD GOALS - SEASON

Made:

267, 2001-02 (729 att.)

Conference Made:

167, 2001-02 (447 att.)

Attempted:

729, 2001-02 (267 made)

Conference Attempted:

447, 2001-02 (167 made)

Percentage:

.397, 2009-10 (217-547)

Conference Percentage:

.413, 1986-87 (52-126)

Opponent Percentage:

.423, 1986-87 (143-338)

Opponent Conference Percentage:

.500, 1986-87 (59-118)



Before leaving a year early for the NBA Draft, Tyronn Lue led NU to three postseason tournament appearances. He ranks eighth on the Nebraska career scoring chart and fourth in career assists and was inducted into the Nebraska Basketball Hall of Fame in 2013.

FREE THROWS - GAME**Made:**

43, vs. Texas, Jan. 3, 1996 (59 att.)

Attempted:

60, vs. Kansas State, Jan. 11, 1954 (36 made)

No Misses:

17, at Oklahoma State, Jan. 31, 1979

No Misses, Half:17, vs. Oklahoma, at Kansas City,
March 8, 1991 (1st, B8T)**Consecutive Made:**

25 vs. Oklahoma, at Kansas City, Dec. 28, 1967

Opponent Made:

44, Oklahoma State, at Nebraska, Feb. 14, 1990 (52 att.)

Opponent Attempted:

52, Oklahoma St., at Nebraska, Feb. 14, 1990 (44 made)

Opponent No Misses:

16, at Kansas State, Jan. 26, 1980

FREE THROWS - SEASON**Made:**

690, 1990-91 (981 att.)

Conference Made:

301, 1990-91 (417 att.)

Attempted:

981, 1990-91 (690 made)

Conference Attempted:

417, 1990-91 (301 made)

Percentage:

.767, 2011-12 (335-437)

Conference Percentage:

.782, 1993-94 (258-330)

Consecutive Made:34, 1985-86 (last 13 at Oklahoma, Jan. 29;
first 21 at Colorado, Feb. 1)**Opponent Percentage:**

.750, 1979-80 (389-519)

Opponent Conference Percentage:

.800, 1979-80 (179-212)

REBOUNDS - GAME**Rebounds:**

77, vs. Kansas State, Feb. 18, 1957

Opponent:

77, at Kansas, Feb. 23, 1957

REBOUNDS - SEASON**Rebounds:**

1,454, 1990-91 (34 games)

Conference:

655, 1959-60 (14 games)

Average:

48.8, 1959-60 (1,170 in 24 games)

Conference Average:

46.8, 1959-60 (655 in 14 games)

Highest Margin:

+6.6, 1990-91 (42.8-36.2)

Opponent Average:

49.6, 1959-60 (1,191 in 24 games)

ASSISTS - GAME**Assists:**

36, vs. Montana State, Dec. 23, 1977

Conference:

31, vs. Iowa State, Feb. 4, 1973

Opponent:

36, at Oklahoma, Feb. 21, 1987

ASSISTS - SEASON**Assists:**

696, 1990-91 (34 games)

Conference:

289, 1984-85 (14 games)

Average:

20.5, 1984-85 (615 in 30 games)

Conference Average:

20.6, 1984-85 (289 in 14 games)

Opponent:

579, 1990-91 (34 games)

Opponent Conference:

309, 1989-90 (14 games)

Note: Assist statistics available only since 1974.

TURNOVERS - GAME**Fewest:**

2, vs. Purdue, Jan. 16, 2013

Most:

31, at Creighton, Dec. 11, 2005

Fewest by Opponent:

4, Missouri, March 10, 2010 (B12T)

4, Western Kentucky, March 14, 1986 (NCAA)

4, at Evansville, Jan. 3, 1985

Most by Opponent:

35, Denver, at Nebraska, Nov. 26, 1982

TURNOVERS - SEASON**Fewest:**

302, 1981-82 (28 games)

Fewest Conference:

132, 1981-82 (14 games)

Most:

627, 1995-96 (35 games)

Most Conference:

310, 1999-00 (16 games)

Fewest Per Game:

10.7, 2012-13 (352 in 33 games)

Most Per Game:

19.3, 1999-00 (579 in 30 games)

Fewest Opponent:

363, 1985-86 (30 games)

Fewest Opponent Conference:

168, 1984-85 (14 games)

Most Opponent:

618, 1990-91 (34 games)

Most Opponent Conference:

291, 1998-99 (16 games)

Note: Turnover statistics available only since 1978.

BLOCKED SHOTS - GAME**Most:**

15, vs. Coppin State, Dec. 6, 1996

Conference:

12, vs. Colorado, March 2, 2005

Opponent:

17, at Iowa State, Jan. 25, 2003

BLOCKED SHOTS - SEASON**Most:**

202, 1996-97 (33 games)

Conference:

85, 1996-97 (16 games)

Opponent:

144, 2002-03 (30 games)

Opponent Conference:

95, 2002-03 (16 games)

Note: Blocked shot statistics available only since 1978.

STEALS - GAME**Steals:**

23, vs. Texas Tech, March 4, 1999 (B12T)

Conference:

21, vs. Texas, Jan. 10, 1999

Opponent:

20, at Oklahoma, Jan. 14, 1993

STEALS - SEASON**Steals:**

359, 1998-99 (33 games)

Conference:

166, 1998-99 (16 games)

Opponent:

327, 1995-96 (35 games)

Opponent Conference:

165, 1991-92 (14 games)

Note: Steal statistics available only since 1978.

GAMES PLAYED - SEASON**Played:**

35, 1995-96 (21-14)

Victories:

26, 1990-91 (8 losses)

Conference Victories:

12, 1915-16 (12-0)

12, 1965-66 (12-2)

Home Victories:

17, 2010-11 (2 losses)

17*, 2007-08 (3 losses)

17, 1982-83 (1 loss)

* game at Qwest Center Omaha considered home game

Road Victories:

12, 1990-91 (7 losses)

Percentage:

.933, 1911-12 (14-1)

Conference Percentage:

1.000, 1911-12 (8-0)

1.000, 1912-13 (10-0)

1.000, 1913-14 (7-0)

1.000, 1915-16 (12-0)

Losses:

19, 1962-63 (6 wins); 1999-2000 (11 wins);

2002-03 (11 wins)

Conference Losses:

14, 2009-10 (2 wins); 2011-12 (4 wins)

Home Losses:

9, 1931-32 (1 win); 1962-63 (4 wins)

Road Losses:

13, 1951-52 (0 wins)

13, 1963-64 (1 win)

13, 1999-00 (1 win)

13, 2002-03 (3 wins)

Overtime Games:

4, 1955-56 (won 3)

4, 1979-80 (won 3)

4, 1986-87 (won 4)

4, 1996-97 (won 2)

4, 2007-08 (won 1)

Overtimes, Single Game:

4, Nebraska 92, UAB 84, at Nebraska, Dec. 22, 1979

SINGLE-SEASON RECORDS

POINTS SCORED

1.	Dave Hoppen (1985)	704
2.	Tyronn Lue (1998)	678
3.	Eric Piatkowski (1994)	646
4.	Tyronn Lue (1997)	603
5.	Andre Smith (1980)	600
6.	Dave Hoppen (1984)	598
7.	Jaron Boone (1995)	559
8.	Aleks Maric (2007)	556
	Marvin Stewart (1971)	556
10.	Chuck Jura (1972)	551

SCORING AVERAGE (min. 400 pts.)

	G	Pts.	Avg.	
1.	Dave Hoppen (1985)	30	704	23.5
2.	Dave Hoppen (1986)	19	420	22.1
3.	Eric Piatkowski (1994)	30	646	21.5
4.	Marvin Stewart (1971)	26	556	21.4
5.	Chuck Jura (1972)	26	551	21.2
6.	Tyronn Lue (1998)	32	678	21.2
7.	Jerry Fort (1975)	26	525	20.2
8.	Dave Hoppen (1984)	30	598	19.9
9.	Andre Smith (1980)	31	600	19.4
10.	Stuart Lantz (1968)	25	482	19.3

FIELD GOALS MADE

1.	Dave Hoppen (1985)	270
2.	Tyronn Lue (1998)	240
3.	Andre Smith (1980)	237
4.	Eric Piatkowski (1994)	226
5.	Dave Hoppen (1984)	220
	Chuck Jura (1972)	220
7.	Jerry Fort (1975)	218
8.	Marvin Stewart (1971)	215
	Tyronn Lue (1997)	215
10.	Jerry Fort (1974)	207

FIELD GOALS ATTEMPTED

1.	Tyronn Lue (1998)	547
2.	Jerry Fort (1975)	508
3.	Jerry Fort (1974)	484
	Jim Buchanan (1952)	484
5.	Tyronn Lue (1997)	476
6.	Eric Piatkowski (1994)	456
7.	Jaron Boone (1995)	455
8.	Jerry Fort (1976)	452
9.	Dylan Talley (2013)	433
10.	Marvin Stewart (1971)	426

FIELD GOAL PCT. (min. 5 att./team game)

	FG-FGA	Pct.	
1.	Larry Cox (1976)	133-198	.672
2.	Dave Hoppen (1985)	270-418	.646
3.	Kimani Ffriend (2001)	144-231	.623
4.	Dave Hoppen (1986)	151-245	.616
5.	Andre Smith (1980)	237-388	.611
6.	Steffon Bradford (2001)	155-257	.603
7.	Dave Hoppen (1984)	220-367	.599
8.	Chuck Jura (1971)	181-306	.592
9.	Pete Manning (1988)	111-188	.590
10.	Andre Smith (1981)	185-314	.589

3-POINT FIELD GOALS MADE

1.	Cary Cochran (2002)	89
2.	Ray Gallegos (2013)	83
3.	Joe McCray (2005)	80
4.	Cary Cochran (2001)	78
	Tyronn Lue (1998)	78
6.	Jaron Boone (1995)	70
7.	Marcus Perry (2007)	67
8.	Brian Conklin (2004)	66
9.	Brian Conklin (2002)	65
10.	Eric Piatkowski (1994)	63

3-POINT FIELD GOALS ATTEMPTED

1.	Ray Gallegos (2013)	271
2.	Joe McCray (2005)	226
3.	Tyronn Lue (1998)	209
4.	Cary Cochran (2002)	207
5.	Bo Spencer (2012)	185
6.	Jaron Boone (1995)	182
7.	Eric Piatkowski (1994)	172
8.	Jaron Boone (1996)	167
9.	Cary Cochran (2001)	165
10.	Marcus Perry (2007)	163

3-POINT PCT. (min. 25 made)

	3FG-Att.	Pct.	
1.	Brian Conklin (2004)	66-118	.559
2.	Cary Cochran (2001)	78-165	.473
3.	Jay-R Strowbridge (2007)	25-54	.473
4.	Clifford Scales (1991)	26-57	.456
5.	Henry T. Buchanan (1987)	28-62	.452
6.	Eshaunte Jones (2010)	40-92	.435
7.	Brian Conklin (2002)	65-150	.433
8.	Ryan Anderson (2007)	48-111	.432
9.	Cary Cochran (2002)	89-207	.430
10.	Ryan Anderson (2010)	54-126	.429

FREE THROWS MADE

1.	Jack Moore (1980)	184
2.	Dave Hoppen (1985)	164
3.	Dave Hoppen (1984)	158
4.	Aleks Maric (2007)	147
5.	Bob Gratopp (1969)	141
6.	Tom Russell (1962)	140
7.	Tony Farmer (1991)	137
8.	Aleks Maric (2008)	136
	Stuart Lantz (1968)	136
	Herschell Turner (1959)	136

FREE THROWS ATTEMPTED

1.	Kimani Ffriend (2000)	221
2.	Aleks Maric (2007)	216
3.	Kimani Ffriend (2001)	213
4.	Bill Johnson (1954)	212
5.	Jack Moore (1980)	211
6.	Dave Hoppen (1985)	210
7.	Dave Hoppen (1984)	208
8.	Aleks Maric (2008)	207
9.	Venson Hamilton (1999)	198
10.	Tony Farmer (1991)	197

FREE THROW PCT. (min. 2 att./game)

	FT-FTA	Pct.	
1.	Jack Moore (1982)	123-131	.939
2.	Cary Cochran (2002)	71-77	.9221
3.	Jack Moore (1981)	118-128	.9219
4.	Bo Spencer (2012)	92-105	.876
5.	Jack Moore (1980)	184-211	.872
6.	David Ponce (1984)	67-77	.870
7.	Nate Johnson (2004)	103-119	.866
8.	Kent Reckewey (1973)	35-41	.854
9.	Tom Baack (1966)	92-108	.852
10.	Brian Carr (1986)	79-93	.849

REBOUNDS

1.	Aleks Maric (2008)	335
	Venson Hamilton (1999)	335
3.	Venson Hamilton (1998)	315
4.	Chuck Jura (1972)	305
5.	Leroy Chalk (1971)	290
6.	Rich King (1991)	274
7.	Venson Hamilton (1997)	269
8.	Kimani Ffriend (2000)	263
9.	Aleks Maric (2007)	260
10.	Dave Hoppen (1985)	258

REBOUND AVG. (min. 175 rebounds)

	G	Reb.	Avg.	
1.	Chuck Jura (1972)	26	305	11.7
2.	Rex Ekwall (1955)	21	241	11.5
3.	Bill Johnson (1954)	21	236	11.2
4.	Leroy Chalk (1971)	26	290	11.1
5.	Rex Ekwall (1956)	21	224	10.7
6.	Aleks Maric (2008)	33	335	10.2
	Venson Hamilton (1999)	33	335	10.2
8.	Leroy Chalk (1969)	26	257	9.9
9.	Venson Hamilton (1998)	32	315	9.8
10.	Leroy Chalk (1970)	24	235	9.8

ASSISTS

1.	Brian Carr (1985)	237
2.	Brian Carr (1986)	201
3.	Charles Richardson Jr. (2007)	179
4.	Brian Carr (1987)	166
5.	Tyronn Lue (1998)	152
6.	Lance Jeter (2011)	145
	Jack Moore (1980)	145
8.	Tyronn Lue (1996)	144
	Cookie Belcher (1999)	138
10.	Tyronn Lue (1997)	136

ASSISTS PER GAME (min. 100 Assists)

	G	Assists	APG	
1.	Brian Carr (1985)	30	237	7.90
2.	Brian Carr (1986)	30	201	6.70
3.	Charles Richardson Jr. (2007)	31	179	5.77
4.	Brian Carr (1987)	33	166	5.03
5.	Tyronn Lue (1998)	32	152	4.75
6.	Jack Moore (1980)	31	145	4.68
7.	Jamar Johnson (1992)	28	130	4.64
8.	Lance Jeter (2011)	32	145	4.53
9.	Jamar Johnson (1994)	28	123	4.39
10.	Cookie Belcher (2001)	30	131	4.37

STEALS

1.	Cookie Belcher (1999)	102
2.	Erick Strickland (1995)	89
3.	Cookie Belcher (1997)	87
4.	Cookie Belcher (2001)	82
5.	Cookie Belcher (1998)	75
6.	Eric Johnson (1989)	68
7.	Venson Hamilton (1999)	67
	Brian Carr (1987)	67
9.	Clifford Scales (1991)	64
10.	Tyronn Lue (1998)	63

BLOCKED SHOTS

1.	Derrick Chandler (1992)	91
2.	Mikki Moore (1997)	88
3.	Kimani Ffriend (2000)	85
4.	Venson Hamilton (1999)	80
5.	Kimani Ffriend (2001)	74
6.	Mikki Moore (1996)	71
7.	Rich King (1991)	68
8.	Mikki Moore (1995)	67
9.	Venson Hamilton (1998)	66
10.	Wes Wilkinson (2006)	61

MINUTES PLAYED

1.	Ray Gallegos (2013)	1,237
2.	Dylan Talley (2013)	1,173
3.	Dave Hoppen (1985)	1,155
4.	Tyronn Lue (1997)	1,150
5.	Tyronn Lue (1998)	1,149
6.	Jack Moore (1980)	1,143
7.	Andre Smith (1980)	1,141
8.	Charles Richardson Jr. (2007)	1,125
9.	Brian Carr (1985)	1,120
10.	Jaron Boone (1996)	1,105

CAREER RECORDS

POINTS

1.	Dave Hoppen (1983-86)	2,167
2.	Eric Piatkowski (1991-94)	1,934
3.	Jerry Fort (1973-76)	1,882
4.	Andre Smith (1978-81)	1,717
5.	Aleks Maric (2005-08)	1,630
6.	Jaron Boone (1993-96)	1,609
7.	Erick Strickland (1993-96)	1,586
8.	Tyronn Lue (1996-98)	1,577
9.	Cookie Belcher (1997-2001)	1,552
10.	Rich King (1988-91)	1,475

SCORING AVERAGE (min. 675 Points)

	G	Pts.	Avg.	
1.	Dave Hoppen (1983-86)	111	2,167	19.5
2.	Jerry Fort (1973-76)	105	1,882	17.9
3.	Tom Baack (1966-68)	75	1,299	17.3
4.	Marvin Stewart (1969-71)	75	1,138	17.2
5.	Stuart Lantz (1969-71)	75	1,269	16.9
6.	Chuck Jura (1970-72)	77	1,255	16.3
7.	Tyronn Lue (1996-98)	99	1,577	15.9
8.	Eric Piatkowski (1991-94)	123	1,934	15.7
9.	Andre Smith (1978-81)	114	1,717	15.1
10.	Herschell Turner (1958-60)	72	1,056	14.7

FIELD GOALS MADE

1.	Dave Hoppen (1983-86)	804
2.	Jerry Fort (1973-76)	777
3.	Eric Piatkowski (1991-94)	676
4.	Andre Smith (1978-81)	673
5.	Aleks Maric (2005-08)	589
6.	Jaron Boone (1993-96)	575
7.	Rich King (1988-91)	564
8.	Tyronn Lue (1996-98)	560
9.	Carl McPipe (1976-79)	546
10.	Erick Strickland (1993-96)	535

FIELD GOALS ATTEMPTED

1.	Jerry Fort (1973-76)	1,793
2.	Eric Piatkowski (1991-94)	1,436
3.	Dave Hoppen (1983-86)	1,341
4.	Jaron Boone (1993-96)	1,327
5.	Tyronn Lue (1996-98)	1,255
6.	Erick Strickland (1993-96)	1,219
7.	Larry Florence (1997-2000)	1,150
8.	Andre Smith (1978-81)	1,148
9.	Tom Baack (1966-68)	1,138
10.	Carl McPipe (1976-79)	1,126

FIELD GOAL PCT. (min. 400 att.)

	FG-FGA	Pct.	
1.	Larry Cox (1974-76)	270-432	.625
2.	Dave Hoppen (1983-86)	804-1,341	.600
3.	Andre Smith (1978-81)	673-1,148	.586
4.	Kimani Ffriend (2000-01)	267-460	.580
5.	Rich King (1988-91)	564-1,000	.564
6.	Bruce Chubick (1991-94)	303-540	.561
7.	Mikki Moore (1994-97)	274-676	.553
8.	Chuck Jura (1970-72)	500-910	.549
9.	Bernard Day (1985-86)	309-567	.545
10.	Pete Manning (1988-89)	242-446	.543

3-POINT FIELD GOALS MADE

1.	Cary Cochran (1999-2002)	268
2.	Eric Piatkowski (1991-94)	202
3.	Ryan Anderson (2007-10)	185
4.	Jaron Boone (1993-96)	181
5.	Erick Strickland (1993-96)	179
6.	Brian Conklin (2001-04)	176
7.	Cookie Belcher (1997-2001)	146
8.	Tyronn Lue (1996-98)	145
9.	Paul Velander (2006-09)	128
10.	Joe McCray (2005-06)	117

3-POINT FIELD GOALS ATTEMPTED

1.	Cary Cochran (1999-2002)	630
2.	Eric Piatkowski (1991-94)	564
3.	Erick Strickland (1993-96)	512
4.	Jaron Boone (1993-96)	501
5.	Ryan Anderson (2007-10)	470
6.	Cookie Belcher (1997-2001)	450
7.	Brian Conklin (2001-04)	407
8.	Tyronn Lue (1996-98)	407
9.	Ray Gallegos (2010-present)	356
10.	Joe McCray (2005-06)	344

3-POINT FG PCT. (min. 100 att.)

	3FG-3PA	Pct.	
1.	Brian Conklin (2001-04)	176-407	.432
2.	Cary Cochran (1999-2002)	268-630	.425
3.	Jay-R Strowbridge (2007-08)	50-122	.410
4.	Clifford Scales (1988-91)	45-110	.409
5.	Henry T. Buchanan (1987-88)	67-165	.406
6.	Chris Cresswell (1990-92)	103-261	.3946
7.	Ryan Anderson (2007-10)	185-470	.3936
8.	Marcus Perry (2006-07)	98-249	.3935
9.	Eshaunte Jones (2010-2011)	68-172	.390
10.	Paul Velander (2006-09)	128-329	.389

FREE THROWS MADE

1.	Dave Hoppen (1983-86)	559
2.	Aleks Maric (2005-08)	448
3.	Jack Moore (1979-82)	446
4.	Eric Piatkowski (1991-94)	380
5.	Andre Smith (1978-81)	371
6.	Venson Hamilton (1996-99)	360
7.	Rich King (1988-91)	345
8.	Erick Strickland (1993-96)	337
9.	Jerry Fort (1973-76)	328
10.	Bob Gratopp (1968-70)	316

FREE THROW ATTEMPTS

1.	Dave Hoppen (1983-86)	724
2.	Aleks Maric (2005-08)	679
3.	Venson Hamilton (1996-99)	590
4.	Andre Smith (1978-81)	562
5.	Rich King (1988-91)	510
6.	Jack Moore (1979-82)	495
7.	Eric Piatkowski (1991-94)	489
8.	Jerry Fort (1973-76)	486
9.	Bill Johnson (1952-54)	484
10.	Herschell Turner (1958-60)	474

FREE THROW PCT. (min. 200 att.)

	FT-FTA	Pct.	
1.	Jack Moore (1979-82)	446-495	.901
2.	Tom Baack (1966-68)	247-297	.832
3.	Brandon Richardson (2009-12)	230-278	.827
4.	Brandon Ubel (2010-13)	240-299	.803
5.	Brian Carr (1984-87)	230-287	.801
6.	Nate Johnson (2003-04)	186-233	.798
7.	Jamar Johnson (1992-94)	166-210	.790
8.	Bob Gratopp (1968-70)	316-400	.790
9.	Tyronn Lue (1996-98)	312-396	.788
10.	Charles Richardson Jr. (2004-07)	156-200	.780

REBOUNDS (since 1952)

1.	Venson Hamilton (1996-99)	1,080
2.	Aleks Maric (2005-08)	1,015
3.	Leroy Chalk (1969-71)	782
4.	Dave Hoppen (1983-86)	773
5.	Rich King (1988-91)	761
6.	Andre Smith (1978-81)	753
7.	Chuck Jura (1970-72)	740
8.	Carl McPipe (1976-79)	723
9.	John Turek (2002-05)	682
10.	Rex Ekwall (1955-57)	679

REBOUND AVG. (min. 400 rebounds)

	G	Reb.	Avg.	
1.	Rex Ekwall (1955-57)	65	679	10.4
2.	Leroy Chalk (1969-71)	76	782	10.3
3.	Chuck Jura (1970-72)	77	740	9.6
4.	Bill Johnson (1952-54)	65	569	9.5
5.	Tom Russell (1961-62)	49	432	8.8
6.	Herschell Turner (1958-60)	72	626	8.7
7.	Kimani Ffriend (2000-01)	58	492	8.5
8.	Aleks Maric (2005-08)	121	1,015	8.39
9.	Venson Hamilton (1996-99)	129	1,080	8.37
10.	Derrick Chandler (1992-93)	60	490	8.2

ASSISTS (since 1974)

1.	Brian Carr (1984-87)	682
2.	Cookie Belcher (1997-2001)	477
3.	Jaron Boone (1993-96)	446
4.	Tyronn Lue (1996-98)	432
5.	Erick Strickland (1993-96)	414
6.	Charles Richardson Jr. (2004-07)	399
7.	Jack Moore (1979-82)	382
8.	Jamar Johnson (1992-94)	355
9.	Clifford Scales (1988-91)	354
10.	Beau Reid (1988-91)	344

STEALS (since 1978)

1.	Cookie Belcher (1997-2001)	353
2.	Erick Strickland (1993-96)	257
3.	Venson Hamilton (1996-99)	186
4.	Clifford Scales (1988-91)	177
5.	Ryan Anderson (2007-10)	166
6.	Brian Carr (1984-87)	159
7.	Tyronn Lue (1996-98)	154
8.	Brandon Richardson (2009-12)	145
9.	Larry Florence (1997-2000)	137
10.	Jaron Boone (1993-96)	131

BLOCKED SHOTS (since 1978)

1.	Venson Hamilton (1996-99)	241
2.	Mikki Moore (1994-97)	236
3.	Rich King (1988-91)	183
4.	John Turek (2002-05)	163
5.	Kimani Ffriend (2000-01)	159
6.	Aleks Maric (2005-08)	145
7.	Derrick Chandler (1992-93)	144
8.	Wes Wilkinson (2003-06)	113
9.	Jorge Brian Diaz (2010-12)	110
10.	Cookie Belcher (1997-2001)	83

GAMES PLAYED

1.	Cookie Belcher (1997-2001)	131
2.	Venson Hamilton (1996-99)	129
3.	Sek Henry (2007-10)	128
4.	Terrance Badgett (1993-96)	127
	Erick Strickland (1993-96)	127
	Jaron Boone (1993-96)	127
7.	Brandon Ubel (2010-13)	125
8.	Andy Markowski (1996-99)	124
	Rich King (1988-91)	124
10.	Larry Florence (1997-2000)	123
	Eric Piatkowski (1991-94)	123
	Brian Carr (1984-87)	123
	Clifford Scales (1988-91)	123

GAMES STARTED

1.	Cookie Belcher (1997-2001)	129
2.	Dave Hoppen (1983-86)	111
3.	Larry Florence (1997-2000)	105
4.	Jaron Boone (1993-96)	102
5.	Ryan Anderson (2007-10)	101
6.	Sek Henry (2007-10)	99
	Aleks Maric (2005-08)	99
8.	Jake Muhleisen (2002-05)	98
9.	Jerry Fort (1973-76)	97
10.	Tyronn Lue (1996-98)	96

SINGLE-SEASON RECORDS BY CLASS

POINTS SCORED (since 1970)

Senior

1. Eric Piatkowski (1994).....	646
2. Marvin Stewart (1971).....	556
3. Chuck Jura (1972).....	551
4. Rich King (1991).....	526
5. Aleks Maric (2008).....	519
6. Venson Hamilton (1999).....	518
7. Erick Strickland (1996).....	516
8. Jerry Fort (1976).....	513
9. Cookie Belcher (2001).....	492
10. Andre Smith (1981).....	475

Junior

1. Dave Hoppen (1985).....	704
2. Tyronn Lue (1998).....	678
3. Andre Smith (1980).....	600
4. Jaron Boone (1995).....	559
5. Aleks Maric (2007).....	556
6. Jerry Fort (1975).....	525
7. Erick Strickland (1995).....	505
8. Eric Piatkowski (1993).....	502
9. Carl Hayes (1991).....	469
10. Chuck Jura (1971).....	455

Sophomore

1. Tyronn Lue (1997).....	603
2. Dave Hoppen (1984).....	598
3. Jerry Fort (1974).....	468
4. Jack Moore (1980).....	458
5. Carl McPipe (1977).....	440
6. Eric Piatkowski (1992).....	414
7. Brian Banks (1977).....	386
8. Beau Reid (1989).....	382
9. Jaron Boone (1984).....	366
10. Andre Smith (1979).....	364

Freshman

1. Dave Hoppen (1983).....	445
2. Joe McCray (2005).....	432
3. Jerry Fort (1973).....	376
4. Eric Piatkowski (1991).....	372
5. Jake Muhleisen (2002).....	328
6. Cookie Belcher (1997).....	305
7. Tyronn Lue (1996).....	296
8. Jorge Brian Diaz (2010).....	291
9. Jamel White (2006).....	287
10. Ryan Anderson (2007).....	283

SCORING AVERAGE (since 1970)

Senior

1. Dave Hoppen (1986).....	22.1
2. Eric Piatkowski (1994).....	21.5
3. Marvin Stewart (1971).....	21.4
4. Chuck Jura (1972).....	21.2
5. Jerry Fort (1976).....	19.0
6. Andre Smith (1981).....	18.3
7. Cookie Belcher (2001).....	16.4
8. Aleks Maric (2008).....	15.7
9. Venson Hamilton (1999).....	15.7
10. Rich King (1991).....	15.5

Junior

1. Dave Hoppen (1985).....	23.5
2. Tyronn Lue (1998).....	21.2
3. Jerry Fort (1975).....	20.2
4. Andre Smith (1980).....	19.4
5. Tyronn Lue (1997).....	18.8
6. Aleks Maric (2007).....	18.5
7. Jaron Boone (1995).....	17.5
8. Chuck Jura (1971).....	17.5
9. Eric Piatkowski (1993).....	16.7
10. Erick Strickland (1995).....	16.3

Sophomore

1. Dave Hoppen (1984).....	19.9
2. Tyronn Lue (1997).....	18.8
3. Jerry Fort (1974).....	18.0
4. Carl McPipe (1977).....	15.2
5. Jack Moore (1980).....	14.8
6. Eric Piatkowski (1992).....	14.3
7. Andre Smith (1979).....	13.5
8. Brian Banks (1977).....	13.3
9. Jaron Boone (1994).....	12.2
10. Carl Hayes (1990).....	12.1

Freshman

1. Joe McCray (2005).....	15.5
2. Jerry Fort (1973).....	14.5
3. Dave Hoppen (1983).....	13.9
4. Jake Muhleisen (2002).....	11.7
5. Eric Piatkowski (1991).....	10.9
6. Ryan Anderson (2007).....	10.1
7. Andre Smith (1978).....	9.3
8. Cookie Belcher (1997).....	9.2
9. Ron Taylor (1974).....	8.83
10. Jorge Brian Diaz (2010).....	8.82

FIELD GOALS MADE (since 1970)

Senior

1. Eric Piatkowski (1994).....	226
2. Chuck Jura (1972).....	220
3. Marvin Stewart (1971).....	215
4. Rich King (1991).....	202
5. Jerry Fort (1976).....	201
6. Aleks Maric (2008).....	191
7. Venson Hamilton (1999).....	194
8. Andre Smith (1981).....	185
9. Stan Cloudy (1984).....	178
10. Cookie Belcher (2001).....	177

Junior

1. Dave Hoppen (1985).....	270
2. Tyronn Lue (1998).....	240
3. Andre Smith (1980).....	237
4. Jerry Fort (1975).....	218
5. Aleks Maric (2007).....	203
6. Jaron Boone (1995).....	199
7. Carl Hayes (1991).....	192
8. Carl McPipe (1978).....	190
9. Chuck Jura (1971).....	181
10. Eric Piatkowski (1993).....	178

Sophomore

1. Dave Hoppen (1984).....	220
2. Tyronn Lue (1997).....	215
3. Jerry Fort (1974).....	207
4. Carl McPipe (1977).....	183
5. Brian Banks (1977).....	160
6. Jorge Brian Diaz (2011).....	150
7. Andre Smith (1979).....	146
8. Eric Piatkowski (1992).....	144
9. Jaron Boone (1994).....	138
10. Jack Moore (1980).....	137

Freshman

1. Dave Hoppen (1983).....	163
2. Jerry Fort (1973).....	151
3. Joe McCray (2005).....	143
4. Jorge Brian Diaz (2010).....	133
5. Cookie Belcher (1997).....	117
6. Jake Muhleisen (2002).....	115
7. Tyronn Lue (1996).....	105
8. Andre Smith (1978).....	105
9. Ryan Anderson (2007).....	103
10. Larry Florence (1997).....	92

3-POINTERS MADE (since 1987)

Senior

1. Cary Cochran (2002).....	89
2. Marcus Perry (2007).....	67
3. Brian Conklin (2004).....	66
4. Bo Spencer (2012).....	63
5. Eric Piatkowski (1994).....	63
6. Wes Wilkinson (2006).....	62
7. Paul Velander (2009).....	60
8. Jaron Boone (1996).....	59
9. Chris Cresswell (1992).....	59
10. Brian Carr (1987).....	58

Junior

1. Ray Gallegos (2013).....	83
2. Cary Cochran (2001).....	78
3. Tyronn Lue (1998).....	78
4. Jaron Boone (1995).....	70
5. Ray Richardson (1989).....	57
6. Erick Strickland (1995).....	54
7. Danny Walker (2000).....	53
8. Andrew Drevo (2003).....	48
9. Eric Piatkowski (1993).....	48
10. Cookie Belcher (1999).....	39



Jerry Fort held the Husker freshman scoring average record from 1973 until 2005 when Joe McCray bettered his mark by nearly 1.0 point per game.

Sophomore

1. Brian Conklin (2002)	65
2. Cary Cochran (2000)	62
3. Ryan Anderson (2008)	50
4. Tyronn Lue (1997)	47
Eric Piatkowski (1992)	47
6. Erick Strickland (1994)	41
7. Jamar Johnson (1992)	39
8. Joe McCray (2006)	37
Chris Cresswell (1990)	37
10. Jaron Boone (1994)	35

Freshman

1. Joe McCray (2005)	80
2. Ryan Anderson (2007)	48
3. Jamel White (2006)	44
Eric Piatkowski (1991)	44
5. Eshaunte Jones (2010)	40
6. Cary Cochran (1999)	39
7. Jake Muhleisen (2002)	35
8. Erick Strickland (1993)	32
9. Cookie Belcher (1997)	30
10. Marcus Walker (2006)	26
Beau Reid (1988)	26

REBOUNDS (since 1969)

Senior

1. Aleks Maric (2008)	335
Venson Hamilton (1999)	335
3. Chuck Jura (1972)	305
4. Leroy Chalk (1971)	290
5. Rich King (1991)	274
6. Derrick Chandler (1993)	252
7. Mikki Moore (1997)	245
8. Steffon Bradford (2001)	244
9. Jason Dourisseau (2006)	240
10. Kimani Ffriend (2001)	229

Junior

1. Venson Hamilton (1998)	315
2. Kimani Ffriend (2000)	263
3. Aleks Maric (2007)	260
4. Dave Hoppen (1985)	258
5. Tony Farmer (1991)	251
Andre Smith (1980)	251
7. Steffon Bradford (2000)	243
Chuck Jura (1971)	243
9. Derrick Chandler (1992)	238
10. Leroy Chalk (1970)	235

Sophomore

1. Venson Hamilton (1997)	269
2. Leroy Chalk (1969)	257
3. Aleks Maric (2006)	251
4. Carl McPipe (1977)	241
5. Bob Siegel (1975)	227
6. Dave Hoppen (1984)	207
7. Mikki Moore (1995)	198
8. John Turek (2003)	197
9. Rich King (1989)	195
10. Chuck Jura (1970)	192

Freshman

1. Aleks Maric (2005)	169
2. John Turek (2002)	162
3. Venson Hamilton (1996)	161
Dave Hoppen (1983)	161
5. Shavon Shields (2013)	144
Andre Smith (1978)	144
7. Joe McCray (2005)	140
8. Jorge Brian Diaz (2010)	133
9. Ryan Anderson (2007)	129
10. Cookie Belcher (1997)	126

ASSISTS (since 1974)

Senior

1. Charles Richardson Jr. (2007)	179
2. Brian Carr (1987)	166
3. Lance Jeter (2011)	145
4. Eric Johnson (1989)	135
5. Jaron Boone (1996)	134
6. Cookie Belcher (2001)	131
7. Beau Reid (1991)	130
8. David Ponce (1984)	124
9. Jamar Johnson (1994)	123
10. Erick Strickland (1996)	119
Allen Holder (1977)	119

Junior

1. Brian Carr (1996)	201
2. Tyronn Lue (1998)	152
3. Cookie Belcher (1999)	138
4. Lance Jeter (2010)	134
5. Erick Strickland (1995)	133
6. Tom Wald (1995)	128
7. Jaron Boone (1995)	116
8. Eric Johnson (1988)	112
9. Clifford Scales (1990)	110
10. Jack Moore (1981)	108

Sophomore

1. Brian Carr (1985)	237
2. Jack Moore (1980)	145
3. Tyronn Lue (1997)	136
4. Beau Reid (1989)	135
5. Jamar Johnson (1992)	130
6. Cookie Belcher (1998)	124
7. Cookie Miller (2009)	109
Jaron Boone (1994)	109
9. Eric Piatkowski (1992)	97
10. Erick Strickland (1994)	96
Brian Banks (1977)	96

Freshman

1. Tyronn Lue (1996)	144
2. Cookie Miller (2008)	109
3. Jake Muhleisen (2002)	105
4. Jaron Boone (1993)	87
5. Brian Carr (1984)	78
6. Marcus Walker (2006)	74
7. Benny Parker (2013)	69
8. Cookie Belcher (1997)	68
Eric Piatkowski (1991)	68
10. Charles Richardson Jr. (2004)	66
Erick Strickland (1993)	66

STEALS (since 1978)

Senior

1. Cookie Belcher (2001)	82
2. Eric Johnson (1989)	68
3. Venson Hamilton (1999)	67
Brian Carr (1987)	67
5. Clifford Scales (1991)	64
6. Erick Strickland (1996)	61
7. Lance Jeter (2011)	57
8. Charles Richardson Jr. (2007)	56
9. Brandon Richardson (2012)	54
10. Ryan Anderson (2010)	53

Junior

1. Cookie Belcher (1999)	102
2. Erick Strickland (1995)	89
3. Tyronn Lue (1998)	63
4. Eric Johnson (1988)	60
5. Carl Hayes (1991)	54
6. Venson Hamilton (1998)	53
7. Jamar Johnson (1993)	52
8. Brennon Clemmons (2002)	48
9. Ray Gallegos (2013)	46
10. Stan Cloudy (1983)	45

Sophomore

1. Cookie Belcher (1998)	75
2. Erick Strickland (1994)	60
3. Ryan Anderson (2008)	47
4. Venson Hamilton (1997)	46
5. Cookie Miller (2009)	45
6. Jack Moore (1980)	42
7. Tyronn Lue (1997)	41
8. Brian Carr (1985)	40
9. Jamar Johnson (1992)	38
Carl Hayes (1990)	38

Freshman

1. Cookie Belcher (1997)	87
2. Cookie Miller (2008)	57
3. Tyronn Lue (1996)	50
4. Erick Strickland (1993)	47
5. Joe McCray (2005)	32
Clifford Scales (1988)	32
7. Jake Muhleisen (2002)	28
8. Jaron Boone (1993)	26
9. Brandon Richardson (2009)	25
Ryan Anderson (2007)	25

BLOCKED SHOTS (since 1978)

Senior

1. Mikki Moore (1997)	88
2. Venson Hamilton (1999)	80
3. Kimani Ffriend (2001)	74
4. Rich King (1991)	68
5. Wes Wilkinson (2006)	61
6. Aleks Maric (2008)	57
7. Derrick Chandler (1993)	53
8. John Turek (2005)	35
9. Andre Almeida (2013)	32
10. Carl McPipe (1979)	30

Junior

1. Derrick Chandler (1992)	91
2. Kimani Ffriend (2000)	85
3. Mikki Moore (1996)	71
4. Venson Hamilton (1998)	66
5. Rich King (1990)	45
6. Andre Almeida (2011)	39
John Turek (2004)	37
8. Aleks Maric (2007)	33
Wes Wilkinson (2005)	33
10. Jorge Brian Diaz (2012)	31

Sophomore

1. Mikki Moore (1995)	67
2. Venson Hamilton (1997)	56
3. John Turek (2003)	52
4. Rich King (1989)	50
5. Aleks Maric (2006)	39
6. Jorge Brian Diaz (2011)	38
7. Terrance Badgett (1994)	26
8. Louis Truscott (2000)	24
9. Bruce Chubick (1992)	23
10. Carl Hayes (1990)	21

Freshman

1. Jorge Brian Diaz (2010)	41
2. John Turek (2002)	39
Venson Hamilton (1996)	39
4. Cookie Belcher (1997)	20
Rich King (1988)	20
6. Brant Harriman (1988)	19
Dave Hoppen (1983)	19
8. Toney McCray (2009)	18
Eric Piatkowski (1991)	18
10. Aleks Maric (2005)	16

TEAM SEASON AND GAME TOP-10 LISTS

VICTORIES

1.	1991.....	26
2.	1983.....	22
	1978.....	22
	1920.....	22
5.	1996.....	21
	1987.....	21
7.	2008.....	20
	1999.....	20
	1998.....	20
	1966.....	20
	1994.....	20
	1993.....	20

LOSSES

1.	1963.....	19
	2000.....	19
	2003.....	19
4.	1964.....	18
	1988.....	18
	1990.....	18
	2010.....	18
	2012.....	18
	2013.....	18
10.	1932.....	17
	1945.....	17
	1952.....	17
	1960.....	17
	1973.....	17

SCORING AVERAGE

1.	1991.....	87.6
2.	1994.....	87.3
3.	1990.....	80.7
4.	1992.....	80.5
	1993.....	80.5
6.	1996.....	80.2
7.	1967.....	78.9
8.	1995.....	78.4
9.	1968.....	78.2
10.	1966.....	77.2

FIELD GOALS MADE

1.	1991.....	1,081
2.	1996.....	1,007
3.	1994.....	956
4.	1989.....	936
5.	1993.....	908
6.	1995.....	907
7.	1987.....	904
8.	1997.....	895
9.	1985.....	873
10.	1998.....	867

FIELD GOALS ATTEMPTED

1.	1991.....	2,185
2.	1996.....	2,089
3.	1989.....	1,991
4.	1994.....	1,978
5.	1993.....	1,975
6.	1995.....	1,947
7.	1998.....	1,938
8.	1987.....	1,933
9.	1997.....	1,927
10.	1992.....	1,826

FIELD GOAL PERCENTAGE

1.	1984.....	.514
2.	1983.....	.513
3.	1985.....	.512
4.	1986.....	.511
5.	1980.....	.508
6.	1971.....	.505
7.	1991.....	.495
8.	1981.....	.490
9.	1978.....	.489
10.	2001.....	.487

3-POINT FG MADE

1.	2002.....	267
2.	2007.....	244
3.	2006.....	221
4.	2010.....	217
5.	2004.....	210
6.	2009.....	206
7.	2012.....	194
	1994.....	194
9.	2008.....	190
10.	2001.....	184

3-POINT FG ATTEMPTED

1.	2002.....	729
2.	2007.....	650
3.	2006.....	637
4.	2012.....	599
5.	2009.....	571
6.	1994.....	564
7.	2008.....	555
9.	2005.....	550
9.	2010.....	547
10.	2004.....	540

3-POINT FG PERCENTAGE

1.	2010.....	.397
2.	2004.....	.389
3.	2001.....	.383
4.	2007.....	.375
5.	1992.....	.374
6.	1987.....	.369
7.	2002.....	.366
8.	1989.....	.364
9.	2009.....	.361
10.	1988.....	.358

FREE THROWS MADE

1.	1991.....	690
2.	1996.....	618
3.	1987.....	544
4.	1989.....	541
5.	1969.....	527
6.	1993.....	523
	1995.....	523
8.	1994.....	514
9.	1953.....	510
10.	2006.....	508

FREE THROWS ATTEMPTED

1.	1991.....	981
2.	1996.....	897
3.	1989.....	808
4.	1953.....	795
5.	1987.....	778
6.	1954.....	772
7.	1995.....	766
8.	1993.....	765
9.	2006.....	758
10.	1997.....	752

FREE THROW PERCENTAGE

1.	2012.....	.766
2.	1968.....	.765
3.	1981.....	.750
4.	1980.....	.749
5.	1994.....	.745
6.	1986.....	.743
7.	1982.....	.741
8.	1967.....	.727
9.	1976.....	.724
10.	1985.....	.720

REBOUNDS

1.	1991.....	1,454
2.	1996.....	1,353
3.	1994.....	1,320
4.	1992.....	1,305
5.	1997.....	1,295
6.	1989.....	1,292
7.	1993.....	1,283
8.	2006.....	1,277
9.	1998.....	1,263
10.	2000.....	1,217

REBOUND AVERAGE

1.	1961.....	48.8
	1960.....	48.8
3.	1962.....	45.1
4.	1992.....	45.0
5.	1959.....	44.9
6.	1963.....	44.0
7.	1974.....	43.4
8.	1991.....	42.8
9.	1964.....	42.5
10.	1966.....	42.4

ASSISTS (since 1974)

1.	1991.....	696
2.	1985.....	615
3.	1996.....	608
4.	1989.....	592
5.	1994.....	581
6.	1995.....	572
7.	1986.....	558
8.	1983.....	555
9.	1993.....	540
	1992.....	540

FEWEST TURNOVERS (since 1977)

1.	1982.....	302
2.	2002.....	317
3.	1981.....	318
4.	1985.....	339
5.	1986.....	341

MOST TURNOVERS (since 1977)

1.	1996.....	627
2.	1991.....	610
3.	1999.....	597
4.	1997.....	585
5.	1989.....	580

BLOCKED SHOTS (since 1978)

1.	1997.....	202
2.	1996.....	185
3.	1992.....	169
4.	1991.....	165
5.	1999.....	158
6.	1998.....	156
7.	1995.....	151
8.	2000.....	145
9.	1993.....	131
10.	2006.....	130

STEALS (since 1978)

1.	1999.....	359
2.	1998.....	319
3.	1991.....	315
4.	1995.....	299
5.	1997.....	298
6.	1996.....	292
7.	2008.....	277
8.	1988.....	274
9.	1994.....	267
10.	2009.....	265



Cary Cochran helped the Huskers set the school record with 267 3-pointers as a team during the 2001-02 season.

FEWEST POINTS ALLOWED, SEASON

1. 1950.....	1,233
2. 1949.....	1,322
3. 1951.....	1,345
4. 1948.....	1,356
5. 1953.....	1,432
6. 1958.....	1,478
7. 1959.....	1,504
8. 1955.....	1,508
9. 1960.....	1,516
10. 1957.....	1,519

FEWEST POINTS ALLOWED PER GAME

1. 1949.....	50.8
2. 1950.....	53.6
3. 1982.....	55.3
4. 1948.....	56.5
5. 1951.....	58.5
6. 1959.....	60.2
7. 2009.....	60.4
8. 2011.....	60.5
9. 2008.....	60.7
10. 1983.....	60.9

FEWEST POINTS ALLOWED, SINGLE GAME (since 1947)

1. 26 vs. Bethune-Cookman, Dec. 20, 2003 (NU 70)
2. 28 vs. North Carolina Central, Dec. 22, 2007 (71)
3. 32 vs. South Dakota, Dec. 3, 1949 (61)
4. 34 vs. Morgan State, Dec. 6, 2004 (64)
- 34 vs. Kansas, Jan. 8, 1949 (52)
6. 37 vs. Savannah State, Dec. 11, 2007 (82)
7. 38 vs. South Dakota, Dec. 16, 1947 (65)
- 38 vs. Santa Clara, Dec. 12, 1950 (53)
- 38 vs. Kansas, Feb. 11, 1961 (33)
10. 39 vs. Grambling, Dec. 21, 2010
- 39 at San Jose State, Dec. 29, 1947 (38)
- 39 vs. Northwest Missouri State, Dec. 1, 1948 (59)
- 39 at Kansas, Feb. 11, 1961 (33)
- 39 vs. Northwest Missouri State, Dec. 8, 1949 (58)
- 39 vs. Northwest Missouri State, Dec. 4, 1950 (61)
- 39 vs. Air Force, Dec. 8, 1962 (43)
- 39 vs. Delaware State, Dec. 8, 2003 (68)
- 39 vs. Chicago State, Dec. 10, 2009 (74)

MOST POINTS ALLOWED, SEASON

1. 1991.....	2,977
2. 1996.....	2,643
3. 1988.....	2,578
4. 1987.....	2,454
5. 1994.....	2,419

MOST POINTS ALLOWED PER GAME

1. 1990.....	86.1
2. 1994.....	80.6
3. 1991.....	78.2
4. 1989.....	78.1
5. 1967.....	77.6

FEWEST POINTS BY NU, SINGLE GAME

(since 1947)

1. 28 at Kansas State (53), March 1, 1949
2. 33 vs. Kansas (38), Feb. 11, 1961
3. 34 vs. Kansas State (48), Dec. 27, 1948
- 34 at Michigan State (62), Feb. 25, 2012
5. 35 vs. Oklahoma State (52), March 16, 1949 (NCAA Playoff)
6. 36 at Kansas (49), Feb. 11, 1950
- 36 at Kansas State (71), Jan. 12, 1952
8. 38 at San Jose State (39), Dec. 29, 1947
- 38 at Oregon (60), Dec. 15, 2012
10. 39 at Oklahoma (66), Feb. 10, 1958
- 39 at Oklahoma State (54), Feb. 7, 1959
- 39 vs. Kansas (45), Feb. 23, 1963
- 39 vs. Kansas State (41), March 7, 1984 (B8T)
- 39 vs. Kansas (92), Feb. 17, 2007
- 39 vs. Oklahoma State (54), March 8, 2007 (B12T)

MOST POINTS, BOTH TEAMS

1. 230 at Oklahoma 133, Nebraska 97, Feb. 21, 1987
- 230 Nebraska 117, Oklahoma 113, March 8, 1991 (B8T, OT)
3. 226 at Oklahoma 115, Nebraska 111, Feb. 14, 1994 (OT)
4. 220 Nebraska 114, Oregon 106, Nov. 25, 1995 (OT)
5. 217 at Oklahoma 117, Nebraska 100, Jan. 13, 1996 (30T)
6. 213 Northern Iowa 109, Nebraska 104, Dec. 16, 1995
7. 211 at Nebraska 116, Texas-Arlington 95, Dec. 21, 1992
8. 210 Nebraska 111, at Oklahoma 99, Jan. 26, 1991
- 210 at California-Irvine 109, Nebraska 101, Nov. 28, 1986
10. 207 Marshall 119, Nebraska 88, March 13, 1967 (NIT)
- 207 Nebraska 106, at Southern Utah 101, Nov. 30, 1991

FEWEST POINTS, BOTH TEAMS

1. 71 Kansas 38, at Nebraska 33, Feb. 11, 1961
2. 77 at San Jose State 39, Nebraska 38, Dec. 29, 1947
3. 80 Kansas State 41, at Nebraska 39, March 7, 1984 (B8T)
4. 81 at Kansas State 53, Nebraska 28, March 1, 1949
5. 82 Kansas State 48, Nebraska 34, Dec. 27, 1948 (KC, B7HT)
- 82 at Nebraska 43, Air Force 39, Dec. 8, 1962
7. 84 at Nebraska 43, Kansas 41, Feb. 22, 1958
- 84 Kansas 45, at Nebraska 39, Feb. 23, 1963
9. 85 Nebraska 44, at Iowa State 41, Feb. 19, 1949
- 85 at Kansas 49, Nebraska 36, Feb. 11, 1950

100-POINT HUSKER GAMES

1. 117 vs. Harvard (79), Dec. 1, 1989
- 117 vs. Oklahoma (113), March 8, 1991 (B8T, OT)
3. 116 vs. Nevada (71), Dec. 14, 1970
- 116 vs. Texas-Arlington (95), Dec. 21, 1992
5. 114 vs. Oregon (106), Nov. 25, 1995 (OT)
6. 113 vs. Augustana, S.D. (69), Nov. 26, 1983
- 113 vs. Tennessee Tech (92), Dec. 14, 1990
8. 111 vs. Cal State Fullerton (74), Dec. 4, 1967
- 111 at Oklahoma (99), Jan. 26, 1991
- 111 vs. Portland (85), Dec. 4, 1993
- *111 at Oklahoma (115), Feb. 14, 1994 (OT)

12. 110 vs. Oklahoma (90), Jan. 27, 1968
13. 108 vs. Appalachian State (71), Dec. 31, 1994
- 108 vs. Colgate (76), Dec. 4, 1992
15. 107 vs. Saint Louis (79), Nov. 23, 1990
- 107 vs. North Carolina A&T (57), Dec. 19, 2005
17. 106 at Southern Utah (101), Nov. 30, 1991
- 106 vs. Colorado (67), Jan. 8, 1994
19. 105 vs. Eastern Washington (71), Jan. 14, 1984
- 105 vs. Northwest Missouri St. (64), Jan. 5, 1987
- 105 vs. Toledo (68), Dec. 8, 1990
- 105 vs. Oklahoma (93), Feb. 16, 1991
- 105 vs. Oklahoma (88), March 11, 1994 (B8T)
24. 104 vs. Montana State (60), Dec. 23, 1978
- 104 vs. Pepperdine (100), Dec. 2, 1989
- 104 vs. Northern Iowa (109), Dec. 16, 1995
27. 102 vs. Eastern Washington (67), Dec. 21, 1991
- 102 vs. Iowa State (86), Feb. 12, 1994
29. 101 at Wisconsin (88), Dec. 1, 1965
- 101 vs. South Dakota (69), Dec. 1, 1984
- 101 at California-Irvine (109), Nov. 28, 1986
- 101 vs. Northeastern Illinois (60), Dec. 21, 1994
33. 100 vs. Washington State (75), Dec. 12, 1966
- 100 vs. South Dakota State (83), Nov. 30, 1979
- 100 vs. Illinois (73), Nov. 24, 1990
- 100 vs. Creighton (83), Dec. 10, 1992
- 100 vs. Southern Utah (85), Jan. 5, 1993
- 100 at Colorado (86), Feb. 8, 1995
- 100 at Oklahoma (117), Jan. 13, 1996 (30T)

Note: Nebraska is 35-4 when it has scored 100 or more points. *Most points scored in loss

100-POINT GAMES AGAINST NU

1. 133 at Oklahoma, Feb. 21, 1987 (NU 97)
2. 119 by Marshall, March 13, 1967 (88, NIT)
3. 117 at Oklahoma, Jan. 13, 1996 (100, 30T)
4. 115 at Oklahoma, Feb. 14, 1994 (111, OT)
5. 114 at Kansas State, Jan. 10, 1987 (82)
- 114 at Iowa State, Jan. 28, 1988 (76)
7. 113 at Oklahoma, March 5, 1988 (93)
- 113 by Oklahoma, March 8, 1991 (117, B8T, OT)##
9. 112 at Houston, Dec. 12, 1969 (82)
10. *111 by Missouri, Jan. 13, 1990 (95)
11. 110 at Kansas, Feb. 26, 1966 (73)
12. 109 at California-Irvine, Nov. 28, 1986 (101)
- 109 by SW Louisiana, Dec. 29, 1992 (80)
- 109 by Northern Iowa, Dec. 16, 1995 (104)
15. 108 at Kansas State, March 10, 1953 (80)
16. 107 at Missouri, Feb. 10, 1990 (85)
- 107 by Oklahoma, March 13, 1992 (85, B8T)
18. 106 at Oklahoma, March 7, 1992 (97)
- 106 by Oregon, Nov. 25, 1995 (114, OT)##
20. 105 at Oklahoma, Jan. 31, 1990 (64)
- 105 at Texas, Jan. 21, 1998 (91)
22. 103 at Ohio State, Dec. 14, 1988 (76)
- 103 at Oklahoma, March 4, 1989 (76)
- 103 vs. Oklahoma State, Feb. 14, 1990 (84)
- 103 at Kansas, Jan. 25, 1992 (78)
26. 102 at Kansas, Feb. 8, 1958 (46)
- 102 at Wyoming, Dec. 7, 1966 (98)
- 102 at Oklahoma, Jan. 14, 1993 (89)
- 102 at Texas, Jan. 4, 1995 (74)
30. 101 at Iowa State, Feb. 24, 1990 (85)
- 101 at Michigan State, Dec. 4, 1991 (78)
- 101 at Southern Utah, Nov. 30, 1992 (106)##
- 101 at Texas Christian, March 15, 1999 (89)
34. 100 vs. Kansas State, Dec. 26, 1963 (78)
- 100 at Kansas, Feb. 17, 1970 (87)
- 100 vs. Pepperdine, Dec. 2, 1989 (104)##

Note: Nebraska is 4-32 when allowing 100 or more points, (wins indicated with ##). *Most points scored against NU in Lincoln.

THIS IS NEBRASKA | OUTLOOK | 2013-14 HUSKERS | COACHES | ADMINISTRATION | OPPONENTS | REVIEW | RECORDS | HISTORY | MEDIA

LARGEST VICTORY MARGIN

No.	Margin	Score	H/A	Opponent	Season
1.	74	82-8	A	Crete	1906-07
2.	57	97-40	H	Arkansas-Pine Bluff	2004-05
3.	54	57-3	H	Doane	1899-1900
	54	57-3	A	Nebraska Wesleyan	1898-99
5.	52	98-46	H	Southwest Missouri State	1982-83
	52	62-10	H	Morningside	1911-12
7.	50	107-57	H	North Carolina A&T	2005-06
	50	93-43	H	Missouri Western State	1982-83
9.	49	91-42	H	Sam Houston State	1991-92
	49	63-14	H	Nebraska Wesleyan	1901-02
11.	47	88-41	H	Delaware State	1995-96
12.	45	82-37	H	Savannah State	2007-08
	45	116-71	H	Nevada	1970-71
	45	56-11	H	Cotner	1913-14
	45	57-12	H	Brown College "B"	1905-06
	45	52-7	H	Doane	1898-99

Note: Nebraska's largest margin of victory over a conference opponent was 40 points vs. Kansas, March 2, 1901 (48-8).

LARGEST LOSING MARGIN

No.	Margin	Score	Opponent	Season
1.	56	46-102	at Kansas	1957-58
2.	53	39-92	at Kansas	2006-07
3.	44	29-73	at Haskell Institute	1901-02
4.	43	9-52	at Minnesota	1901-02
5.	42	54-96	at Kansas	2005-06
	42	27-69	at Illinois	1942-43
	42	30-72	at Kansas	1945-46
	42	47-89	vs. Colorado (at K.C.)	1954-55
9.	41	64-105	at Oklahoma	1989-90
10.	40	51-91	at Texas	2009-10
	40	15-55	at DePaul	1943-44
	40	53-93	at Oklahoma State	1994-95
13.	39	4-43	at Wisconsin	1907-08
	39	16-55	at Missouri	1921-22
	39	54-93	at Oklahoma State	1964-65
	39	55-94	at Oklahoma State	1999-2000
	39	57-96	at Kansas	2001-02

LARGEST VICTORY MARGIN AT DEVANEY CENTER

No.	Margin	Score	Opponent	Season
1.	57	97-40	Arkansas-Pine Bluff	2004-05
2.	52	98-46	Southwest Missouri State	1982-83
3.	50	107-57	North Carolina A&T	2005-06
	50	93-43	Missouri Western State	1982-83
5.	49	91-42	Sam Houston State	1991-92
6.	47	88-41	Delaware State	1995-96
7.	45	82-37	Savannah State	2007-08
8.	44	104-60	Montana State	1977-78
	44	113-69	Augustana (S.D.)	1983-84
	44	70-26	Delaware State	2003-04
11.	43	83-40	Arkansas-Pine Bluff	2010-11
	43	71-28	North Carolina Central	2007-08
	43	99-56	Northeast Missouri State	1985-86
14.	42	94-52	Delaware State	1994-95
15.	41	105-64	Northwest Missouri State	1986-87
	41	96-55	Morehead State	1994-95
	41	101-60	Northeastern Illinois	1994-95
18.	40	79-39	Grambling	2010-11
	40	86-46	Creighton	1981-82
	40	86-46	The Citadel	1992-93

HUSKER WINNING STREAKS

No.	Season	Win Streak*	Date Started	Date Ended
1.	1990-91	14 games	11-28-90	1-22-91
	1911-12/12-13	14 games	1-27-12	1-25-13
3.	1919-20/20-21	13 games	2-6-20	1-3-21
	1897-98/1900-01	13 games	2-22-1898	1901**
5.	1912-13	12 games	1-31-13	3-12-13
6.	2010-11	11 games	11-20-10	1-12-11
	1993-94	11 games	12-3-93	1-19-94
	1905-06/06-07	11 games	2-25-06	2-15-07
9.	1994-95	10 games	11-27-94	1-4-95
	1977-78	10 games	12-2-77	12-29-77

**Dates unavailable

Consecutive Conference Victories:

29, all eight in 1911-12, all 10 in 1912-13, all seven in 1913-14, first four in 1914-15 (ended at Kansas, 43-18, Jan. 22, 1915)

Consecutive Home Victories:

20, all 11 games in 1965-66, first nine games in 1966-67 (ended by Kansas, 64-57, March 4, 1967)

Consecutive Home Conference Victories:

15, all four games in 1911-12, all five games in 1912-13, all four games in 1913-14, first two games in 1914-15 (ended by Drake, 20-19, Feb. 19, 1915)

Consecutive Losses:

13, final six games of 1931-32, first seven games of 1932-33 (ended vs. Kansas State, 31-25, Jan. 14, 1933)

Consecutive Conference Losses:

12, last six in 1943-44, first six in 1944-45 (ended vs. Kansas, 59-45, Feb. 10, 1945)

Consecutive Home Losses:

7, games five through 11 in 1962-63 (ended vs. Oklahoma State, 49-48, Feb. 25, 1963)

Consecutive Home Conference Losses:

9, last four games of 1961-62, first five games of 1962-63 (ended vs. Oklahoma State, 49-48, Feb. 25, 1963)



Derrick Chandler blocked 144 shots during his two-year career. He holds the Nebraska single-season blocked shots record with 91 rejections in 1991-92.

STATISTICAL LEADERS SINCE 1947

POINTS SCORED

Year	Leader	G	Pts.	PPG
2013	Dylan Talley, Sr., G	33	453	13.7
2012	Bo Spencer, Sr., G	30	461	15.4
2011	Lance Jeter, Sr., G	32	373	11.7
2010	Ryan Anderson, Sr., G	31	351	11.3
2009	Ade Dagunduro, Sr., G	31	398	12.8
2008	Aleks Maric, Sr., C	33	519	15.7
2007	Aleks Maric, Jr., C	30	556	18.5
2006	Wes Wilkinson, Sr., F	32	382	11.9
2005	Joe McCray, Fr., G	28	433	15.5
2004	Nate Johnson, Sr., G	30	389	13.0
2003	Andrew Drevo, Jr., F	29	402	13.9
2002	Cary Cochran, Sr., G	28	392	14.0
2001	Cookie Belcher, Sr., G	30	492	16.4
2000	Larry Florence, Sr., F	30	389	13.0
1999	Venson Hamilton, Sr., C	33	518	15.7
1998	Tyronn Lue, Jr., G	32	678	21.2
1997	Tyronn Lue, So., G	32	603	18.8
1996	Erick Strickland, Sr., G	35	516	14.7
1995	Jaron Boone, Jr., G	32	559	17.5
1994	Alex Piatkowski, Sr., F	30	646	21.5
1993	Eric Piatkowski, Jr., F	30	502	16.7
1992	Eric Piatkowski, So., F	29	414	14.3
1991	Rich King, Sr., C	34	526	15.5
1990	Rich King, Jr., C	28	450	16.1
1989	Beau Reid, So., F	32	382	11.9
1988	Derrick Vick, Sr., F	31	348	11.2
1987	Bernard Day, Sr., F	33	410	12.4
1986	Dave Hoppen, Sr., C	19	420	22.1
1985	Dave Hoppen, Jr., C	30	704	23.5
1984	Dave Hoppen, So., C	30	598	19.9
1983	Dave Hoppen, Fr., C	32	445	13.9
1982	Jack Moore, Sr., G	27	343	12.7
1981	Andre Smith, Sr., C	26	475	18.3
1980	Andre Smith, Jr., C	31	600	19.4
1979	Andre Smith, So., C	27	364	13.5
1978	Carl McPipe, Jr., C	29	445	15.3
1977	Carl McPipe, So., C	29	440	15.2
1976	Jerry Fort, Sr., G	27	513	19.0
1975	Jerry Fort, Jr., G	26	525	20.2
1974	Jerry Fort, So., G	26	468	18.0
1973	Jerry Fort, Fr., G	26	376	14.5
1972	Chuck Jura, Sr., C	26	551	21.2
1971	Marvin Stewart, Sr., G	26	556	21.4
1970	Tom Scantlebury, Jr., G	25	361	14.4
1969	Marvin Stewart, So., G	26	381	14.6
1968	Stuart Lantz, Sr., G	25	482	19.3
1967	Stuart Lantz, Jr., G	25	481	19.2
1966	Tom Baack, So., F	25	386	15.4
1965	Fred Hare, So., F	25	380	15.2
1964	Charlie Jones, F	25	322	12.9
1963	Daryl Petsch, G	25	369	14.8
1962	Tom Russell, Sr., F/C	25	412	16.5
1961	Tom Russell, Jr., F/C	24	300	12.5
1960	Herschell Turner, G	24	382	15.9
1959	Herschell Turner, G	25	428	17.1
1958	Wilson Fitzpatrick, G	23	264	11.5
	Gary Reimers, G	23	264	11.5
	Rex Ekwall, F	23	307	13.3
1956	Rex Ekwall, F	21	312	14.9
1955	Willard Fagler, C	21	285	13.6
1954	Bill Johnson, C	21	382	18.2
1953	Bill Johnson, C	20	277	13.9
1952	Jim Buchanan, G	24	400	16.7
1951	Bob Pierce, C	23	384	16.7
1950	Bus Whitehead, C	23	360	15.7
1949	Claude Retherford, G	26	311	12.0
1948	Claude Retherford, G	24	259	10.8

FIELD GOAL PERCENTAGE

Year	Leader*	G	FG-FGA	Pct.
2013	Brandon Ubel, Sr., F	31	129-269	.480
2012	Caleb Walker, Sr., G	30	78-172	.453
2011	Jorge Brian Diaz, So., C	32	150-279	.538
2010	Jorge Brian Diaz, Fr., C	33	133-255	.522
2009	Ade Dagunduro, Sr., G	31	143-275	.520

2008	Aleks Maric, Sr., C	33	191-332	.575
2007	Aleks Maric, Jr., C	30	203-359	.565
2006	Jason Dourisseau, Sr., G	33	127-266	.477
2005	John Turek, Sr., F	28	88-170	.518
2004	Nate Johnson, Sr., G	30	127-271	.469
2003	Corey Simms, So., G	29	77-167	.461
2002	Cary Cochran, Sr., G	28	116-277	.419
2001	Kimani Ffriend, Sr., C	28	144-231	.623
2000	Kimani Ffriend, Jr., C	30	123-229	.537
1999	Larry Florence, Jr., F	33	133-262	.508
1998	Venson Hamilton, Jr., C	32	139-269	.517
1997	Mikki Moore, Sr., C	33	144-247	.583
1996	Mikki Moore, Jr., C	35	118-202	.584
1995	Terrance Badgett, Jr., F	32	106-212	.500
1994	Bruce Chubick, Sr., F	31	121-215	.563
1993	Bruce Chubick, Jr., F	31	90-173	.520
1992	Dapreis Owens, Sr., F	29	116-213	.545
1991	Rich King, Sr., C	34	202-352	.574
1990	Rich King, Jr., C	28	170-305	.557
1989	R. van Poelgeest, Jr., C	29	103-177	.582
1988	Pete Manning, Jr., F	31	111-188	.590
1987	Derrick Vick, Jr., F	32	131-240	.546
1986	Bernard Day, Jr., F	30	158-280	.564
1985	Dave Hoppen, Jr., C	30	270-418	.646
1984	Dave Hoppen, So., C	30	220-367	.599
1983	Greg Downing, Sr., G/F	31	101-174	.580
1982	Ray Collins, Sr., G/F	28	111-221	.502
1981	Andre Smith, Sr., C	26	185-314	.589
1980	Andre Smith, Jr., C	31	237-388	.611
1979	Andre Smith, So., C	27	146-256	.570
1978	Andre Smith, Fr., C	27	105-190	.553
1977	Carl McPipe, Jr., C	29	183-376	.487
1976	Larry Cox, Sr., C	27	133-198	.672
1975	Larry Cox, Jr., C	26	72-151	.589
1974	Tom Novak, Sr., G	22	62-140	.443
1973	Brendy Lee, Jr., C/F	26	88-192	.458
1972	Chuck Jura, Sr., C	26	111-181	.613
1971	Chuck Jura, Jr., C	26	181-306	.592
1970	Sam Martin, Sr., C	22	58-116	.500
1969	Leroy Chalk, So., C	26	98-182	.538
1968	Stuart Lantz, Sr., G	25	173-349	.496
1967	Stuart Lantz, Jr., G	25	190-368	.516
1966	Grant Simmons, So., G	25	131-267	.491
1965	Willie Campbell, G	18	47-111	.423
1964	Charlie Jones, F	25	143-320	.447
1963	Ivan Grupe, F	25	100-210	.476
1962	Tom Russell, F/C	25	136-243	.560
1961	Tom Russell, F/C	24	97-201	.483
1960	Herschell Turner, G	24	143-326	.439
1959	Wayne Hester, G	25	68-147	.463
1958	Gary Reimers, G	23	84-203	.414
1957	Gary Reimers, G	23	106-229	.463
1956	Rex Ekwall, F	21	102-237	.430
1955	Rex Ekwall, F	21	88-194	.454
1954	Bill Johnson, C	21	130-301	.432
1953	Bill Johnson, C	20	80-199	.422
1952	Jim Buchanan, G	24	173-484	.357
1951	Bob Pierce, C	23	131-327	.401
1950	Jim Buchanan, G	23	58-159	.365
1949	Bus Whitehead, C	26	99-284	.349
1948	Rodney Cox, F	24	62-180	.344

*Minimum of 5 att. per game while playing in 75 percent of team's games.

REBOUNDS

Year	Leader	G	Reb.	RPG
2013	Brandon Ubel, Sr., F	31	209	6.7
2012	Brandon Ubel, Jr., F	30	160	5.3
2011	Caleb Walker, Jr., G	32	145	4.5
2010	Ryan Anderson, Sr., G	31	164	5.3
2009	Ade Dagunduro, Sr., G	31	135	4.4
2008	Aleks Maric, Sr., C	33	335	10.2
2007	Aleks Maric, Jr., C	30	260	8.7
2006	Aleks Maric, So., C	31	251	8.1
2005	Aleks Maric, Fr., C	27	169	6.3
2004	John Turek, Jr., F	31	182	5.9
2003	Andrew Drevo, Jr., F	29	212	7.3
2002	John Turek, Fr., F	26	162	6.2
2001	Kimani Ffriend, Sr., C	28	229	8.2

2000	Kimani Ffriend, Jr., C	30	263	8.8
1999	Venson Hamilton, Sr., C	33	335	10.2
1998	Venson Hamilton, Jr., C	32	315	9.8
1997	Venson Hamilton, So., C	32	269	8.4
1996	Bernard Garner, Jr., F	35	222	6.3
1995	Mikki Moore, So., C	32	198	6.2
1994	Bruce Chubick, Sr., F	31	219	7.3
1993	Derrick Chandler, Sr., C	31	252	8.1
1992	Derrick Chandler, Jr., C	29	238	8.2
1991	Rich King, Sr., C	34	274	8.1
1990	Rich King, Jr., C	28	208	7.4
1989	Pete Manning, Sr., F/C	33	201	6.1
1988	Derrick Vick, Sr., F	31	162	5.2
1987	Bill Jackman, Sr., F	33	213	6.5
1986	Bernard Day, Jr., F	30	198	6.6
1985	Dave Hoppen, Jr., C	30	258	8.6
1984	Dave Hoppen, So., C	30	207	6.9
1983	Claude Renfro, Sr., F	32	175	5.5
1982	Jerry Shoecraft, Sr., F	28	122	4.4
1981	Andre Smith, Sr., C	26	172	6.6
1980	Andre Smith, Jr., C	31	251	8.1
1979	Carl McPipe, Sr., C	26	196	7.5
1978	Carl McPipe, Jr., C	29	228	7.9
1977	Carl McPipe, So., C	29	241	8.3
1976	Larry Cox, Sr., C	27	166	6.1
1975	Bob Siegel, So., F	26	227	8.7
1974	Brendy Lee, Sr., F/C	26	197	7.6
1973	Brendy Lee, Sr., F/C	26	185	7.1
1972	Chuck Jura, Sr., C	26	305	11.7
1971	Leroy Chalk, Sr., C	26	290	11.2
1970	Leroy Chalk, Jr., C	24	235	9.4
1969	Leroy Chalk, So., C	26	257	9.9
1968	Stuart Lantz, Sr., G	25	179	7.2
1967	Stuart Lantz, Jr., G	25	193	7.7
1966	Stuart Lantz, So., G	25	199	8.0
1965	Fred Hare, So., F	25	185	7.4
1964	Charlie Jones, F	25	171	6.8
1963	Charlie Jones, F	25	204	8.2
1962	Tom Russell, Sr., F/C	25	200	8.0
1961	Tom Russell, Jr., F/C	24	232	9.7
1960	Herschell Turner, G	24	193	8.0
1959	Herschell Turner, G	25	244	9.8
1958	Herschell Turner, G	23	189	8.2
1957	Rex Ekwall, F	23	214	9.3
1956	Rex Ekwall, F	21	224	10.7
1955	Rex Ekwall, F	21	241	11.5
1954	Bill Johnson, C	21	236	11.2
1953	Bill Johnson, C	20	188	9.4
1952	Bill Johnson, C	19*	145	7.6

*Rebounding statistics missing for five games in 1952, and not available for seasons prior to 1952.

FREE THROW PERCENTAGE

Year	Leader*	G	FT-FTA	Pct.
2013	Brandon Ubel, Sr., F	31	93-116	.802
2012	Bo Spencer, Sr., G	30	92-105	.876
2011	Brandon Richardson, Jr., G	31	60-72	.833
2010	Brandon Richardson, So., G	31	85-103	.825
2009	Cookie Miller, So., G	30	58-71	.817
2008	Steve Harley, Jr., G	32	61-86	.709
2007	Charles Richardson Jr., Sr., G	31	68-81	.840
2006	Jamel White, Fr., G	33	69-86	.802
2005	Marcus Neal Jr., Sr., G	28	54-68	.794
2004	Nate Johnson, Sr., G	30	103-119	.866
2003	Nate Johnson, Jr., G	28	83-114	.728
2002	Cary Cochran, Sr., G	28	71-77	.922#
2001	Cookie Belcher, Sr., G	30	90-121	.744
2000	Danny Walker, Jr., G	29	59-76	.776
1999	Larry Florence, Sr., F	33	73-99	.737
1998	Tyronn Lue, Jr., G	32	120-145	.828
1997	Tyronn Lue, So., G	32	126-155	.813
1996	Erick Strickland, Sr., G	35	116-141	.823
1995	Tom Wald, Jr., G	32	80-96	.833
1994	Erick Strickland, So., G	30	77-95	.811
1993	Eric Piatkowski, Jr., F	30	98-129	.760
1992	Jamar Johnson, So., G	28	53-63	.841
1991	Eric Piatkowski, Fr., F	34	72-86	.837
1990	Clifford Scales, Jr., G	26	84-100	.840

THIS IS NEBRASKA | OUTLOOK | 2013-14 HUSKERS | COACHES | ADMINISTRATION | OPPONENTS | REVIEW | RECORDS | HISTORY | MEDIA

2013-14 NEBRASKA MEN'S BASKETBALL

MEDIA HISTORY RECORDS REVIEW OPPONENTS ADMINISTRATION COACHES OUTLOOK THIS IS NEBRASKA

Year	Leader	G	No.	Avg.
1989	Eric Johnson, Sr., G	32	94-121	.777
1988	Jeff Rekeweg, Sr., F	31	74-88	.841
1987	Brian Carr, Sr., G	33	84-104	.808
1986	Brian Carr, Sr., G	30	79-93	.849
1985	Dave Hoppen, Jr., G	30	164-210	.781
1984	David Ponce, Sr., G	30	67-77	.870
1983	David Ponce, Jr., G	30	85-106	.802
1982	Jack Moore, Sr., G	27	123-131	.939
1981	Jack Moore, Jr., G	27	118-128	.922
1980	Jack Moore, So., G	31	184-211	.872
1979	Andre Smith, So., C	27	72-110	.655
1978	Brian Banks, Jr., G	30	73-103	.709
1977	Carl McPipe, So., C	29	74-108	.685
1976	Larry Cox, Sr., C	27	92-124	.742
1975	Larry Cox, Jr., C	26	78-104	.750
1974	Bob Siegel, So., F	26	42-56	.750
1973	Ricky Marsh, So., G	26	43-56	.768
1972	Kent Reckeweg, So., G	19	35-41	.854
1971	Tony Riehl, Jr., G/F	26	44-58	.759
1970	Leroy Chalk, Jr., C	26	52-63	.825
1969	Tom Scantlebury, Jr., G	25	81-104	.779
1968	Bob Gratopp, So., F	26	141-178	.792
1967	Tom Baack, Jr., F	25	82-99	.828
1966	Tom Baack, So., F	25	73-90	.811
1965	Tom Baack, Fr., F	25	92-108	.852
1964	Grant Simmons, So., G	25	82-121	.678
1963	Coley Webb	24	56-88	.636
1962	Ivan Grupe, F	25	66-90	.733
1961	Tom Russell, Jr., F/C	25	140-182	.769
1960	Jim Kowalke	18	46-62	.742
1959	Jan Wall	24	46-62	.742
1958	Jan Wall	18	31-39	.795
1957	Herschell Turner, G	25	136-183	.743
1956	Gary Reimers, G	23	96-123	.780
1955	Rex Ekwall, F	23	95-127	.748
1954	Rex Ekwall, F	21	108-151	.715
1953	Gary Renzelman	21	53-68	.779
1952	Fred Seger	21	90-139	.647
1951	Gerald Sandbulte	18	35-47	.745
1950	Joe Good	22	52-75	.693
1949	Bob Pierce	23	122-158	.772
1948	Bob Gates	23	37-49	.755
1947	Bus Whitehead	26	75-108	.694
1946	Rodney Cox	24	38-57	.667

*Minimum of 2 att. per game while playing in 75 percent of team's games.
 #Led nation in free throw percentage.

3-POINT PERCENTAGE

Year	Leader*	G	3FG-Att.	Pct.
2013	Dylan Talley, Sr., G	33	51-149	.342
2012	Dylan Talley, Jr., G	25	38-103	.369
2011	Toney McCray, Jr., G	32	35-86	.407
2010	Eshaunte Jones, Fr., G	29	40-92	.435
2009	Paul Velander, Sr., G	31	60-150	.400
2008	Paul Velander, Jr., G	31	36-94	.383
2007	Jay-R Strowbridge, Fr., G	29	25-54	.463
2006	Wes Wilkinson, Sr., F	32	62-148	.419
2005	Joe McCray, Fr., G	28	80-226	.354
2004	Brian Conklin, Sr., F	31	66-118	.559
2003	Andrew Drevo, Jr., F	29	48-149	.322
2002	Brian Conklin, So., F	28	65-150	.433
2001	Cary Cochran, Jr., G	30	78-165	.473
2000	Cary Cochran, So., G	29	62-160	.388
1999	Cary Cochran, Fr., G	32	39-98	.398
1998	Tyronn Lue, Jr., G	32	78-209	.373
1997	Cookie Belcher, Fr., G	33	30-76	.395
1996	Jaron Boone, Sr., G	34	59-167	.353
1995	Jaron Boone, Jr., G	32	70-182	.385
1994	Jaron Boone, So., G	30	35-95	.368
1993	Eric Piatkowski, Jr., F	30	48-129	.372
1992	Jamar Johnson, So., G	28	39-95	.411
1991	Clifford Scales, Sr., G	34	26-57	.456
1990	Chris Cresswell, Sr., G	26	37-97	.381
1989	Ray Richardson, Jr., G/F	32	57-145	.393
1988	Beau Reid, Fr., F	28	26-67	.388
1987	Henry T. Buchanan, Jr., G	33	28-62	.452

*Minimum of 1.5 att. per game while playing in 75 percent of team's games.

ASSISTS

Year	Leader	G	No.	Avg.
2013	Dylan Talley, Sr., G	33	81	2.5
2012	Bo Spencer, Sr., G	30	98	3.8
	Brandon Richardson, Sr., G	30	98	3.8
2011	Lance Jeter, Sr., G	33	145	4.5
2010	Lance Jeter, Jr., G	33	134	4.1
2009	Cookie Miller, So., G	30	109	3.6
2008	Cookie Miller, Fr., G	30	109	3.6
2007	Charles Richardson Jr., Sr., G	31	179	5.8
2006	Charles Richardson Jr., Jr., G	30	100	3.3
2005	Marcus Neal Jr., Sr., G	28	93	3.3
2004	Charles Richardson Jr., Fr., G	31	66	2.1
2003	Brennon Clemmons, Sr., G	26	68	2.6
2002	Jake Muhleisen, Fr., G	28	105	3.8
2001	Cookie Belcher, Sr., G	30	131	4.4
2000	Danny Walker, Jr., G	29	97	3.3
1999	Cookie Belcher, Jr., G	32	138	4.3
1998	Tyronn Lue, Jr., G	32	152	4.8
1997	Tyronn Lue, So., G	32	136	4.3
1996	Tyronn Lue, Fr., G	35	144	4.1
1995	Erick Strickland, Jr., G	31	133	4.3
1994	Jamar Johnson, Sr., G	28	123	4.4
1993	Jamar Johnson, Jr., G	28	102	3.3
1992	Jamar Johnson, So., G	28	130	4.6
1991	Beau Reid, Sr., F	34	130	3.8
1990	Clifford Scales, Jr., G	26	110	4.2
1989	Eric Johnson, Sr., G	32	135	4.2
	Beau Reid, So., F	32	135	4.2
1988	Eric Johnson, Jr., G	31	112	3.6
1987	Brian Carr, Sr., G	33	166	5.0
1986	Brian Carr, Jr., G	30	201	6.7
1985	Brian Carr, So., G	30	237	7.9
1984	David Ponce, Sr., G	30	124	4.1
1983	Stan Cloudy, Jr., F	28	106	3.3
1982	Jack Moore, Sr., G	27	109	4.0
1981	Jack Moore, Jr., G	27	108	4.0
1980	Jack Moore, So., G	31	145	4.7
1979	Bob Moore, Sr., G	27	81	3.0
1978	Brian Banks, Jr., G	30	96	3.2
1977	Allen Holder, Sr., G/F	29	119	4.1
1976	Jerry Fort, Sr., G	27	85	3.1
1975	Steve Erwin, Sr., F	26	85	3.3
1974	Ricky Marsh, So., G	26	77	3.0

BLOCKED SHOTS

Year	Leader	G	No.	Avg.
2013	Andre Almeida, Sr., C	29	32	1.1
2012	Jorge Brian Diaz, Jr., C	16	31	1.9
2011	Andre Almeida, Jr., C	30	39	1.3
2010	Jorge Brian Diaz, Fr., C	33	41	1.2
2009	Toney McCray, Fr., G	30	18	0.6
2008	Aleks Maric, Sr., C	33	57	1.7
2007	Aleks Maric, Jr., C	30	33	1.1
2006	Wes Wilkinson, Sr., F	32	61	1.9
2005	John Turek, Sr., F	28	35	1.3
2004	John Turek, Jr., F	31	37	1.2
2003	John Turek, So., F	30	52	1.7
2002	John Turek, Fr., F	26	39	1.4
2001	Kimani Ffriend, Sr., C	28	74	2.6
2000	Kimani Ffriend, Jr., C	30	85	2.8
1999	Venson Hamilton, Sr., C	33	80	2.4
1998	Venson Hamilton, Jr., C	32	66	2.1
1997	Mikki Moore, Sr., C	33	88	2.7
1996	Mikki Moore, Jr., C	35	71	2.1
1995	Mikki Moore, So., C	32	67	2.1
1994	Terrance Badgett, So., F	29	26	0.9
1993	Derrick Chandler, Sr., C	31	53	1.7
1992	Derrick Chandler, Jr., C	29	91	3.1
1991	Rich King, Sr., C	34	68	2.0
1990	Rich King, Jr., C	28	45	1.6
1989	Rich King, So., C	33	50	1.5
1988	Derrick Vick, Sr., F	31	21	0.7
1987	Derrick Vick, Jr., F	32	19	0.6
1986	Dave Hoppen, Sr., C	19	11	0.6
1985	Ronnie Smith, Sr., C/F	29	13	0.4
	Dave Hoppen, Jr., C	30	13	0.4
1984	Dave Hoppen, So., C	30	12	0.4
1983	Dave Hoppen, Fr., C	32	19	0.6
1982	Lenard Johnson, Jr., F/C	27	23	0.9
1981	Andre Smith, Sr., C	26	20	0.8
1980	Greg Downing, Fr., G/F	31	15	0.5

1979	Carl McPipe, Sr., C	26	30	1.2
1978	Terry Novak, Sr., G/F	30	18	0.6

STEALS

Year	Leader	G	No.	Avg.
2013	Ray Gallegos, Jr., G	33	46	1.4
2012	Brandon Richardson, Sr., G	30	54	1.8
2011	Lance Jeter, Sr., G	32	57	1.8
2010	Ryan Anderson, Sr., G	31	53	1.7
2009	Cookie Miller, So., G	30	45	1.5
	Steve Harley, Sr., G	31	45	1.5
2008	Cookie Miller, Fr., G	30	58	1.7
2007	Charles Richardson Jr., Sr., G	31	56	1.8
2006	Charles Richardson Jr., Jr., G	30	34	1.1
2005	Joe McCray, Fr., G	28	32	1.1
2004	Jake Muhleisen, Jr., G	31	36	1.2
2003	Brennon Clemmons, Sr., G	26	47	1.8
2002	Brennon Clemmons, Jr., G	28	48	1.7
2001	Cookie Belcher, Sr., G	30	82	2.7
2000	Larry Florence, Sr., F	30	44	1.5
1999	Cookie Belcher, Jr., G	32	102	3.2
1998	Cookie Belcher, So., G	32	75	2.3
1997	Cookie Belcher, Fr., G	33	87	2.6
1996	Erick Strickland, Sr., G	35	61	1.7
1995	Erick Strickland, Jr., G	31	89	2.9
1994	Erick Strickland, So., G	30	60	2.0
1993	Jamar Johnson, Jr., G	31	52	1.7
1992	Jamar Johnson, So., G	28	36	1.3
1991	Clifford Scales, Sr., G	34	64	1.9
1990	Clifford Scales, Jr., G	26	44	1.7
1989	Eric Johnson, Sr., G	32	68	2.1
1988	Eric Johnson, Jr., G	31	60	1.9
1987	Brian Carr, Sr., G	33	67	2.0
1986	Brian Carr, Jr., G	30	31	1.0
1985	Curtis Moore, Sr., F	30	45	1.5
1984	David Ponce, Sr., G	30	36	1.2
1983	Greg Downing, Sr., G/F	31	46	1.5
1982	Ray Collins, Sr., G/F	28	38	1.4
1981	Jack Moore, Jr., G	27	36	1.3
1980	Jack Moore, So., G	31	42	1.4
1979	Brian Banks, Sr., G	24	34	1.4
1978	Brian Banks, Jr., G	30	36	1.2

MINUTES PLAYED

Year	Leader	G	Min.	Avg.
2013	Ray Gallegos, Jr., G	33	1237	37.5
2012	Bo Spencer, Sr., G	30	976	32.5
2011	Lance Jeter, Sr., G	33	967	30.2
2010	Lance Jeter, Jr., G	33	1,024	31.0
2009	Steve Harley, Sr., G	31	937	30.2
2008	Ryan Anderson, So., G	33	980	29.7
2007	Charles Richardson Jr., Sr., G	31	1,125	36.3
2006	Jason Dourisseau, Sr., G	33	1,006	30.5
2005	Joe McCray, Fr., G	28	832	29.7
2004	Jake Muhleisen, Jr., G	31	827	26.7
2003	Nate Johnson, Jr., G	28	895	32.0
2002	Jake Muhleisen, Fr., G	28	821	29.3
2001	Cookie Belcher, Sr., G	30	1,024	34.1
2000	Steffon Bradford, Jr., F	30	904	30.1
1999	Venson Hamilton, Sr., C	33	1,074	32.5
1998	Tyronn Lue, Jr., G	32	1,149	35.9
1997	Tyronn Lue, So., G	32	1,150	35.9
1996	Jaron Boone, Sr., G	34	1,105	32.5
1995	Jaron Boone, Jr., G	32	1,043	32.6
1994	Eric Piatkowski, Sr., F	30	972	32.4
1993	Eric Piatkowski, Jr., F	30	892	29.7
1992	Eric Piatkowski, So., F	29	873	30.1
1991	Clifford Scales, Sr., G	34	982	28.9
1990	Clifford Scales, Jr., G	26	824	31.7
1989	Eric Johnson, Sr., G	32	996	31.1
1988	Eric Johnson, Jr., G	31	889	28.7
1987	Brian Carr, Sr., G	33	1,065	32.3
1986	Brian Carr, Jr., G	30	1,063	35.4
1985	Dave Hoppen, Jr., C	30	1,155	38.5
1984	Dave Hoppen, So., C	30	1,058	35.3
1983	Stan Cloudy, Jr., F	32	1,021	31.9
1982	Jack Moore, Sr., G	27	1,017	37.7
1981	Jack Moore, Jr., G	27	984	36.4
1980	Jack Moore, So., G	31	1,143	36.9
1979	Bob Moore, Sr., G	27	868	32.1

NEBRASKA YEAR BY YEAR

THIS IS NEBRASKA | OUTLOOK | 2013-14 HUSKERS | COACHES | ADMINISTRATION | OPPONENTS | REVIEW | RECORDS | HISTORY | MEDIA

Season	Won-Lost	FG-FGA	Pct.	FT-FTA	Pct.	Reb.-Avg.	Pts.-Avg.
1948	11-13	494-1,717	.288	356-613	.581	*	1,344-56.0
1949	16-10	504-1,719	.293	351-595	.590	*	1,359-52.3
1950	16-7	490-1,506	.325	369-598	.617	*	1,349-58.7
1951	9-14	440-1,283	.343	329-447	.662	*	1,209-52.6
1952	7-17	569-1,661	.343	357-603	.592	888-37.0	1,495-62.3
1953	9-11	444-1,252	.355	510-795	.642	835-41.8	1,398-69.9
1954	8-13	503-1,336	.376	463-772	.600	747-35.6	1,469-70.0
1955	9-12	506-1,288	.393	474-681	.696	882-42.0	1,486-70.8
1956	7-16	490-1,421	.345	452-715	.632	770-33.5	1,432-62.3
1957	11-12	487-1,301	.374	446-667	.669	905-39.3	1,420-61.7
1958	10-13	470-1,255	.375	387-637	.608	892-38.8	1,327-57.7
1959	12-13	531-1,422	.373	402-619	.649	1,122-44.9	1,464-58.6
1960	7-17	561-1,559	.360	370-573	.646	1,170-48.8	1,492-62.7
1961	10-14	554-1,447	.383	437-651	.671	1,162-48.4	1,545-64.4
1962	9-16	575-1,470	.391	389-592	.657	1,128-45.1	1,539-61.6
1963	6-19	573-1,502	.381	341-554	.616	1,101-44.0	1,487-59.5
1964	8-17	645-1,676	.385	289-521	.555	1,063-42.5	1,579-63.2
1965	10-15	635-1,611	.394	436-724	.602	1,053-42.1	1,706-68.2
1966	20-5	739-1,708	.433	450-650	.692	1,061-42.4	1,928-77.2
1967	16-9	784-1,749	.448	424-583	.727	1,032-41.3	1,992-78.9
1968	15-10	725-1,612	.450	504-659	.765 (3)	835-33.4	1,954-78.2
1969	12-14	690-1,587	.435	527-739	.713	908-34.9	1,908-73.4
1970	16-9	696-1,527	.455	421-620	.679	899-36.0	1,813-72.5
1971	18-8	753-1,490	.505 (6)	402-574	.700	890-34.2	1,908-73.4
1972	14-12	734-1,509	.486	367-579	.634	1,022-39.3	1,835-70.6
1973	9-17	704-1,647	.427	244-380	.642	972-37.4	1,652-63.5
1974	14-12	725-1,730	.419	291-443	.657	1,121-43.1	1,741-67.0
1975	14-12	741-1,679	.441	317-485	.654	1,032-39.7	1,799-69.2
1976	19-8	715-1,637	.465	385-532	.724	890-33.0	1,815-67.2
1977	15-14	732-1,638	.447	350-541	.647	1,010-34.8	1,814-62.6
1978	22-8	829-1,696	.489	374-551	.679	963-32.1	2,032-67.7
1979	14-13	720-1,555	.463	289-438	.660	882-32.7	1,729-64.0
1980	18-13	812-1,600	.508	507-677	.749 (15)	809-26.1	2,131-68.7
1981	15-12	666-1,360	.490	380-507	.750 (11)	737-27.3	1,712-63.4
1982	16-12	679-1,441	.471	409-552	.741 (11)	777-27.8	1,767-63.1
1983	22-10	855-1,667	.513	478-696	.687	979-30.6	2,188-68.4
1984	18-12	786-1,529	.514	376-534	.704	846-28.2	1,948-64.9
1985	16-14	873-1,706	.512	409-568	.720	913-30.4	2,155-71.8
1986	19-11	835-1,635	.511	455-612	.743	902-30.1	2,125-70.8

Season	Won-Lost	FG-FGA	Pct.	3FG-Att.	Pct.	FT-FTA	Pct.	Reb.-Avg.	Pts.-Avg.
1987	21-12	904-1,933	.468	120-325	.369	544-778	.699	1,119-33.9	2,472-74.9
1988	13-18	832-1,737	.479	88-246	.358	456-636	.718	1,016-32.8	2,208-71.2
1989	17-16	936-1,991	.470	122-335	.364	541-808	.670	1,292-39.2	2,535-76.8
1990	10-18	829-1,759	.471	106-302	.351	495-717	.690	1,069-38.2	2,259-80.7
1991	26-8	1,081-2,185	.495	125-358	.349	690-981	.703	1,454-42.8	2,977-87.6
1992	19-10	842-1,826	.461	183-489	.374	467-739	.632	1,305-45.0	2,334-80.5
1993	20-11	908-1,975	.460	158-468	.338	523-765	.684	1,283-41.4	2,497-80.5
1994	20-10	956-1,978	.483	194-564	.344	514-690	.745 (9)	1,201-40.0	2,620-87.3(11)
1995	18-14	907-1,947	.466	173-504	.343	523-766	.683	1,209-37.8	2,510-78.4
1996	21-14	1,007-2,089	.482	176-494	.356	618-897	.689	1,353-38.7	2,808-80.2
1997	18-15	895-1,927	.464	113-349	.324	504-752	.670	1,295-39.2	2,407-72.9
1998	20-12	867-1,938	.447	150-436	.344	406-649	.626	1,263-39.5	2,290-71.6
1999	20-13	799-1,764	.453	113-365	.310	466-716	.651	1,169-35.4	2,177-66.0
2000	11-19	737-1,729	.426	144-434	.332	432-700	.617	1,217-40.6	2,050-68.3
2001	14-16	755-1,591	.487 (11)	184-480	.383	400-670	.597	1,075-35.8	2,134-71.1
2002	13-15	656-1,668	.393	267-729#	.366	375-555	.676	998-35.6	1,954-69.8
2003	11-19	686-1,724	.398	139-504	.276	389-599	.649	1,114-38.1	1,900-63.3
2004	18-13	765-1,641	.466	210-540	.389 (19)	444-618	.718	1,120-36.1	2,184-70.5
2005	14-14	661-1,556	.425	174-550	.316	409-620	.660	1,072-38.3	1,905-68.0
2006	19-14	736-1,796	.410	221-637	.347	508-758	.670	1,277-38.7	2,201-66.7
2007	17-14	700-1,537	.455	244-650	.375	428-600	.713	928-29.9	2,072-66.8
2008	20-13	790-1,729	.457	190-555	.342	444-667	.666	1,131-34.3	2,214-67.1
2009	18-13	686-1,571	.437	206-571	.361	421-600	.702	861-27.8	1,999-64.5
2010	15-18	768-1,745	.440	217-547	.397 (15)	441-654	.674	1,069-32.4	2,194-66.5
2011	19-13	773-1,677	.461	164-522	.314	414-590	.702	1,131-35.3	2,124-66.4
2012	12-18	649-1,521	.427	194-599	.324	335-437	.767 (7)	901-30.0	1,827-60.9
2013	15-18	708-1,741	.407	165-537	.307	342-494	.692	1,041-31.5	1,923-58.3

*Rebounding statistics unavailable prior to 1952 and for five games in 1952. #Third nationally in 3-pointers made per game. Note: National top-25 rank, if any, indicated in ().

OPPONENTS YEAR BY YEAR

Season	Games	FG-FGA	Pct.	FT-FTA	Pct.	Reb.-Avg.	Pts.-Avg.
1948	24	503*	*	350-588	.627	*	1,356-56.5
1949	26	487*	*	348-600	.580	*	1,322-50.8
1950	23	437*	*	359-586	.613	*	1,233-53.6
1951	23	531-1,462	.363	283-445	.636	*	1,345-58.5
1952	24	*	*	*	*	*	1,580-65.8
1953	20	487-1,409	.346	458-707	.648	790-39.5	1,432-71.6
1954	21	546-1,407	.388	461-721	.639	707-33.7	1,553-74.0
1955	21	497-1,451	.343	514-748	.687	940-44.8	1,508-71.8
1956	23	574-1,626	.353	491-712	.690	1,019-44.3	1,639-71.3
1957	23	513-1,475	.348	493-754	.654	1,010-43.9	1,519-66.0
1958	23	567-1,526	.372	344-539	.638	985-42.8	1,478-64.3
1959	25	565-1,538	.367	374-559	.669	1,135-45.4	1,504-60.2
1960	24	545-1,476	.369	426-655	.650	1,191-49.6	1,516-63.2
1961	24	595-1,621	.367	381-571	.667	1,161-48.4	1,571-65.5
1962	25	656-1,584	.414	364-518	.703	1,052-42.1	1,676-67.0
1963	25	622-1,457	.427	441-639	.690	1,062-42.5	1,685-67.4
1964	25	661-1,633	.405	478-698	.685	1,097-43.9	1,800-72.0
1965	25	676-1,631	.414	486-714	.681	946-37.8	1,838-73.5
1966	25	718-1,666	.431	367-575	.638	987-39.5	1,803-72.1
1967	25	730-1,635	.446	480-691	.695	992-39.7	1,940-77.6
1968	25	750-1,526	.491	370-550	.673	799-32.0	1,870-74.8
1969	26	736-1,639	.449	451-656	.688	886-34.1	1,923-74.0
1970	25	674-1,457	.462	456-675	.676	839-33.6	1,804-72.1
1971	26	689-1,483	.465	384-600	.640	906-34.8	1,762-67.7 (15)
1972	26	654-1,519	.431	451-657	.686	973-37.4	1,759-67.7
1973	26	767-1,706	.450	275-423	.650	1,194-45.9	1,809-69.2
1974	26	716-1,729	.414	301-448	.672	1,084-41.7	1,733-66.7
1975	26	716-1,598	.448	365-525	.695	1,121-43.1	1,797-69.1
1976	27	674-1,447	.468	347-518	.670	907-33.6	1,695-62.8 (8)
1977	29	694-1,572	.441	383-547	.700	1,049-36.2	1,771-61.1 (6)
1978	30	735-1,546	.475	418-608	.688	967-32.2	1,888-62.9 (8)
1979	27	646-1,333	.485	391-552	.708	931-34.5	1,683-62.3 (9)
1980	31	856-1,644	.521	389-519	.750	952-30.7	2,101-67.8
1981	27	631-1,265	.499	350-473	.739	753-29.0	1,612-62.0 (14)
1982	28	607-1,351	.449	335-474	.707	883-31.5	1,549-55.3 (10)
1983	32	766-1,606	.477	418-609	.686	963-30.1	1,950-60.9
1984	30	723-1,452	.498	403-565	.713	821-27.4	1,849-61.6
1985	30	834-1,652	.505	401-574	.699	935-31.2	2,069-69.0
1986	30	822-1,669	.493	356-537	.663	923-30.8	2,000-66.7

Season	Games	FG-FGA	Pct.	3FG-Att.	Pct.	FT-FTA	Pct.	Reb.-Avg.	Pts.-Avg.
1987	33	887-1,888	.470	143-338	.423	537-773	.695	1,201-36.4	2,454-74.4
1988	31	803-1,684	.477	120-317	.379	602-844	.713	1,018-32.8	2,328-75.1
1989	33	916-2,011	.455	160-420	.381	586-880	.666	1,204-36.5	2,578-78.1
1990	28	863-1,817	.475	168-417	.403	516-715	.722	1,065-38.0	2,410-86.1
1991	34	950-2,173	.437	209-605	.345	563-891	.632	1,230-36.2	2,672-78.6
1992	29	846-2,016	.429	178-544	.327	345-563	.613	1,118-38.6	2,215-76.4
1993	31	827-1,923	.430	154-508	.303	538-833	.646	1,175-37.9	2,346-75.7
1994	30	850-1,951	.436	196-599	.327	523-791	.661	1,165-38.8	2,419-80.6
1995	32	831-1,997	.416	230-652	.353	475-707	.672	1,272-39.8	2,367-74.0
1996	35	900-2,174	.414	212-613	.346	631-956	.660	1,319-37.7	2,643-75.5
1997	33	791-1,928	.410	185-519	.356	589-864	.682	1,162-35.2	2,356-71.4
1998	32	774-1,935	.400	202-635	.318	442-671	.659	1,222-38.2	2,192-68.5
1999	33	752-1,809	.416	207-609	.340	410-639	.642	1,139-34.5	2,121-64.3
2000	30	797-1,888	.422	228-661	.345	398-609	.654	1,113-37.1	2,220-74.0
2001	30	742-1,720	.431	184-543	.339	418-594	.704	980-32.7	2,086-69.5
2002	28	706-1,631	.433	213-610	.349	355-510	.696	1,135-40.5	1,980-70.7
2003	30	724-1,776	.408	193-639	.302	413-585	.706	1,172-39.1	2,054-68.5
2004	31	685-1,711	.400 (20)	180-551	.327	399-583	.684	995-32.1	1,949-62.9
2005	28	618-1,493	.414	169-520	.325	385-567	.679	926-33.1	1,790-63.9
2006	33	793-1,928	.411	252-693	.364	342-522	.655	1,159-35.1	2,180-66.1
2007	31	686-1,593	.431	236-624	.378	381-541	.704	994-32.1	1,989-64.2
2008	33	687-1,710	.402 (28)	243-668	.364	385-548	.703	1,063-32.2	2,002-60.7 (18)
2009	31	638-1,482	.431	191-563	.339	405-586	.691	1,066-34.4	1,872-60.4 (22)
2010	33	725-1,682	.431	233-625	.373	486-700	.694	1,080-32.7	2,169-65.7
2011	32	773-1,677	.389 (7)	229-681	.336	393-581	.676	1,016-31.8	1,936-60.5 (16)
2012	30	696-1,533	.454	218-596	.366	359-509	.705	932-31.1	1,969-65.6
2013	33	736-1,695	.434	177-530	.344	445-659	.675	1,161-35.2	2,094-63.5

*Rebounding statistics unavailable prior to 1952 and for five games in 1952. Note: NU's national defensive rank, if any, indicated in ().

BOB DEVANEY SPORTS CENTER

For 37 years, the Bob Devaney Sports Center served as the home to the Nebraska basketball program. Named after longtime athletic director and football coach Bob Devaney, the facility was built for \$13 million dollars and opened in time for the start of the 1976-77 season. The multi-purpose facility served as home to the Husker men's and women's basketball teams, as well as hosting the men's and women's gymnastics, men's and women's indoor track and women's swimming and diving and wrestling programs.

The 2012-13 season marked the Huskers' final season of basketball in the 13,595-seat facility, as Nebraska amassed 447 victories in the building and a .751 winning percentage. Last year, Nebraska went 11-7 at home, marking the 37th consecutive season of .500 or better inside the Devaney Center. Nebraska posted less than eight home victories just once (1976-77) in the 37-year history of the Devaney Center. Over the years, more than six million fans watched the Husker men's basketball team play inside the Devaney Center.

The Huskers have shown an ability to raise their game in the facility as they have defeated 33 ranked teams in front of their raucous home crowds over the years.

The addition of the Hendricks Training Complex in 2011 opened up additional areas for renovation inside the Devaney Center and began a three-year renovation of the facility which will be completed in the fall of 2014. Some of the new features inside the arena include a 10,000 sq. ft. grand entrance addition on the south side, interior renovation of the arena level, concourse level and arena interior, including five suites and a video board. The Husker volleyball, wrestling and men's and women's gymnastics programs will compete in the main arena which will be reduced to 7,907 seats.

DEVANEY CENTER FACTS

Games: 595 in 37 seasons

Record: 447-148 (.751)

Overtime Record: 19-5 (.792)

Most Consecutive Home Winning Seasons:
37, 1976-77 to 2012-13

Most Home Games, Season: 19, 2005-06, 2007-08; 2010-11

Most Wins in Devaney Center, Season: 17, 1982-83; 2010-11

Most Home Wins, Season: 17, 1982-83; 2007-08*; 2010-11

(*includes one game at Qwest Center Omaha)

Most Home Losses, Season: 8, 2011-12

Most Consecutive Home Wins:

16, last four games of 1982 first 12 of 1983,
ended by Missouri, 54-51, Feb. 26, 1983

Most Consecutive Home Losses:

4, ended against Kansas State, March 3, 1996
4, ended against Kansas State, Feb. 25, 2003

Most Consecutive Home Conference Wins:

8, last three games of 1982, first five games of
1983, ended by Missouri, 54-51, Feb. 26, 1983
(excludes tournament games)

Most Consecutive Home Conference Losses:

5, last two games of 1988, first three of 1989,
ended vs. Kansas, 74-70, Feb. 4, 1989

DEVANEY CENTER CROWDS

Top 10 Regular-Season Crowds

- | | | |
|----|--------|--------------------------|
| 1. | 15,038 | Oklahoma State, 1980-81* |
| 2. | 15,003 | Oklahoma, 1980-81* |
| 3. | 14,999 | Colorado, 1978-79* |
| 4. | 14,912 | Kansas State, 1977-78* |

- | | | |
|-----|--------|------------------------|
| 5. | 14,878 | Kansas, 1984-85* |
| 6. | 14,865 | Kansas State, 1988-89* |
| 7. | 14,759 | Kansas, 1996-97* |
| 8. | 14,753 | Missouri, 1977-78* |
| 9. | 14,753 | TCU, 1982-83* (NIT) |
| 10. | 14,747 | Iowa State, 1977-78* |

*capacity crowd

14,000-plus crowds

79 (last in 2002 vs. Kansas)

Season Opener Record

14,561, vs. Michigan State, Nov. 28, 1990

Opening-Night Attendance

10,516, vs. Iowa, Nov. 27, 1976

Closing-Night Attendance

13,194, vs. Minnesota, March 6, 2013

Last Conference Sellout

13,602, vs. Kansas, Feb. 5, 2011

Last Non-Conference Sellout

13,368, vs. Creighton, Dec. 6, 2012

Total Devaney Center Attendance

6,117,181 over 595 games (avg. 10,281)



The 13,595-seat arena at the Bob Devaney Sports Center served as the Huskers' homecourt from 1976 until 2013.

DEVANEY CENTER SERIES HISTORY

Opponent	W-L	(Pct.)	Drake	1-0	(1.000)	Maryland Eastern Shore	3-0	(1.000)	Ohio State	0-3	(.000)
Alabama A&M	3-0	(1.000)	Eastern Illinois	4-0	(1.000)	Mesa	1-0	(1.000)	Oklahoma	14-14	(.500)
Alabama State	1-0	(1.000)	Eastern Michigan	1-0	(1.000)	Miami (Ohio)	1-0	(1.000)	Oklahoma State	20-9	(.690)
Alaska-Fairbanks	1-0	(1.000)	Eastern Washington	5-0	(1.000)	Michigan	0-1	(.000)	Oral Roberts	2-0	(1.000)
Alcorn State	3-0	(1.000)	Evansville	1-0	(1.000)	Michigan State	2-3	(.400)	Oregon	1-1	(.500)
Angelo State	1-0	(1.000)	Fairleigh Dickinson	1-0	(1.000)	Minnesota*	4-5	(.444)	Oregon State	2-0	(1.000)
Appalachian State	2-0	(1.000)	Florida A&M	2-0	(1.000)	Mississippi	1-0	(1.000)	Pacific	1-0	(1.000)
Arizona State	3-0	(1.000)	Florida Gulf Coast	1-0	(1.000)	Missouri	18-17	(.514)	Penn State	3-1	(.750)
Arkansas	2-1	(.667)	Furman	1-0	(1.000)	Missouri-St. Louis	1-0	(1.000)	Pepperdine	1-0	(1.000)
Arkansas-Pine Bluff	4-0	(1.000)	Georgia	1-1	(.500)	Missouri Southern	1-0	(1.000)	Pittsburgh	1-0	(1.000)
Arkansas State	1-0	(1.000)	Georgia Southern	1-0	(1.000)	Missouri Western	1-0	(1.000)	Portland	1-0	(1.000)
Arkansas Tech	1-0	(1.000)	Grambling State	3-1	(.750)	Monmouth	1-0	(1.000)	Portland State	1-0	(1.000)
Augustana (S.D.)	1-0	(1.000)	Harvard	1-0	(1.000)	Montana	1-0	(1.000)	Presbyterian	1-0	(1.000)
Ball State	1-0	(1.000)	Idaho	1-2	(.333)	Montana State	3-0	(1.000)	Purdue	0-2	(.000)
Baylor	6-2	(.750)	Idaho State	1-0	(1.000)	Morehead State	1-0	(1.000)	Rhode Island	1-0	(1.000)
Bethune-Cookman	1-0	(1.000)	Indiana	1-0	(1.000)	Morgan State	1-0	(1.000)	Rutgers	1-0	(1.000)
Bowling Green	2-0	(1.000)	Iona	1-0	(1.000)	Murray State	0-1	(.000)	St. Francis (Pa.)	1-0	(1.000)
Brooklyn	2-0	(1.000)	Iowa	1-2	(.333)	Nebraska-Omaha	3-0	(1.000)	Sacramento State	3-0	(1.000)
California-Davis	1-0	(1.000)	Iowa State	22-14	(.611)	Nevada	1-0	(1.000)	Saint Louis	1-0	(1.000)
California-Irvine	0-1	(.000)	Illinois	1-1	(.500)	New Orleans	1-0	(1.000)	Sam Houston State	3-1	(.750)
Cal State Bakersfield	1-0	(1.000)	IPFW	3-0	(1.000)	Niagara	1-0	(1.000)	San Francisco	1-0	(1.000)
Canisius	1-0	(1.000)	Jackson State	2-0	(1.000)	Nicholls State	1-0	(1.000)	San Jose State	2-0	(1.000)
Central Michigan	1-0	(1.000)	Jacksonville State	1-0	(1.000)	Norfolk State	1-0	(1.000)	Savannah State	4-0	(1.000)
Charlotte	1-0	(1.000)	Kansas	16-19	(.457)	North Carolina A&T	4-0	(1.000)	Sonoma State	1-0	(1.000)
Chicago State	3-0	(1.000)	Kansas State	24-11	(.687)	North Carolina Central	1-0	(1.000)	South Dakota	5-0	(1.000)
The Citadel	2-0	(1.000)	Kent State	1-1	(.500)	North Dakota	1-0	(1.000)	South Florida	1-0	(1.000)
Colgate	2-0	(1.000)	Lehigh	1-0	(1.000)	North Texas	2-0	(1.000)	South Carolina State	1-0	(1.000)
Colorado	29-7	(.806)	Lipscomb	2-0	(1.000)	Northern Colorado	1-0	(1.000)	South Dakota State	4-0	(1.000)
Colorado State	3-0	(1.000)	Long Beach State	1-0	(1.000)	Northwestern	1-0	(1.000)	Southeastern Louisiana	1-0	(1.000)
Columbia	1-0	(1.000)	Longwood	1-0	(1.000)	NE Missouri State	2-0	(1.000)	Southern	1-0	(1.000)
Coppin State	1-0	(1.000)	Louisiana Tech	1-0	(1.000)	Northeastern Illinois	2-0	(1.000)	Southern Colorado	1-0	(1.000)
Creighton	15-4	(.789)	Lubbock Christian	1-0	(1.000)	Northern Illinois	2-0	(1.000)	Southern Illinois	1-0	(1.000)
Delaware State	3-0	(1.000)	Mankato State	1-0	(1.000)	Northern Iowa	2-1	(.667)	Southern Utah	3-0	(1.000)
Denver	2-0	(1.000)	Marquette	2-0	(1.000)	NW Missouri State	4-0	(1.000)	SE Missouri State	1-0	(1.000)
Detroit	1-0	(1.000)	Maryland-Baltimore County	1-1	(.500)	Ohio	1-0	(1.000)	SW Missouri State	1-0	(1.000)

DEVANEY CENTER YEAR BY YEAR

Season	Overall		Conference		Losses
	W-L	Pct.	W-L	Pct.	
1976-77	7-4	.636	5-2	.714	Iowa, Minnesota, Kansas State, Oklahoma
1977-78	15-2	.882	5-2	.714	Iowa State, Oklahoma
1978-79	9-2	.818	6-1	.857	Purdue, Iowa State
1979-80	14-2	.875	5-2	.714	Missouri, Colorado
1980-81	11-4	.733	6-1	.857	Wyoming, Idaho, Colorado (twice)
1981-82	11-3	.786	5-2	.714	Arkansas, Missouri, Kansas State
1982-83	17-1	.944	6-1	.857	Missouri
1983-84	11-6	.647	3-4	.429	Texas Tech, Missouri, Oklahoma, Kansas, Iowa State, Kansas State (B&T)
1984-85	12-3	.800	5-2	.714	Washington State, Kansas, Oklahoma
1985-86	10-5	.667	4-3	.571	Cal-Irvine, Georgia, Kansas, Missouri, Kansas State
1986-87	15-2	.882	5-2	.714	Missouri, Oklahoma
1987-88	8-6	.571	3-4	.429	Ohio State, Grambling State, Oklahoma State, Oklahoma, Iowa State, Kansas State
1988-89	14-4	.778	4-3	.571	Michigan State, Oklahoma, Kansas State, Missouri
1989-90	9-6	.600	2-5	.286	Idaho, Kansas, Missouri, Iowa State, Oklahoma State, Oklahoma
1990-91	14-1	.933	6-1	.857	Oklahoma State
1991-92	14-2	.875	5-2	.714	Missouri, Oklahoma
1992-93	14-2	.875	5-2	.714	Kansas State, Oklahoma State
1993-94	13-3	.813	5-2	.714	Texas, Missouri, Oklahoma
1994-95	11-6	.647	2-5	.286	Missouri, Oklahoma State, Kansas, Colorado, Iowa State, Penn State (NIT)
1995-96	11-5	.688	3-4	.429	Northern Iowa, Kansas, Iowa State, Oklahoma State, Oklahoma
1996-97	13-3	.813	6-2	.750	Minnesota, Iowa State, Kansas
1997-98	13-2	.867	6-2	.750	Kansas, Kansas State
1998-99	12-4	.750	6-2	.750	Tulsa, Minnesota, Texas, Oklahoma State
1999-2000	10-6	.625	4-4	.500	Western Carolina, San Francisco, Iowa State, Missouri, Oklahoma, Kansas
2000-01	8-6	.571	5-3	.625	Missouri-Kansas City, Murray State, Creighton, Iowa State, Colorado, Kansas
2001-02	12-4	.750	5-3	.625	Sam Houston State, Oklahoma, Missouri, Kansas
2002-03	9-6	.600	3-5	.375	Creighton, Texas A&M, Missouri, Kansas, Oklahoma State, Texas
2003-04	15-3	.833	5-3	.625	Colorado, Oklahoma, Kansas State
2004-05	10-6	.625	4-4	.500	Minnesota, Creighton, Texas, Kansas, Iowa State, Missouri
2005-06	14-5	.737	4-4	.500	UAB, Iowa State, Kansas, Texas Tech, Kansas State
2006-07	12-4	.750	4-4	.500	Texas, Kansas, Texas A&M, Iowa State
2007-08	16-3	.842	5-3	.625	Kansas, Baylor, Missouri
2008-09	14-4	.778	5-3	.625	UMBC, Oklahoma State, Kansas, Texas A&M
2009-10	12-6	.667	2-6	.250	Kansas, Iowa State, Kansas State, Baylor, Missouri, Colorado
2010-11	17-2	.895	6-2	.750	Kansas, Kansas State
2011-12	9-8	.529	3-6	.333	Oregon, Wake Forest, Wisconsin, Michigan St., Ohio St., Minnesota, Michigan, Iowa
2012-13	11-7	.611	4-5	.444	Kent State, Creighton, Wisconsin, Purdue, Illinois, Ohio State, Michigan State
37 Years	447-147	.751	*167-111	.601	

*Conference record does not include 4-2 record in Big Eight Conference Tournament games played at the Devaney Center.

*Minnesota later forfeited one game to NU

Non-Conference Totals	280-37	(.883)
Conference	167-111	(.601)
All-Time Record	447-147	(.751)

DEVANEY CENTER RECORDS

NEBRASKA INDIVIDUAL

Points:

41, Aleks Maric vs. Kansas State, Feb. 13, 2007

Field Goals:

15, Andre Smith vs. Wisconsin-Oshkosh, Jan. 4, 1980 (18 att.)
15, Aleks Maric vs. Iowa State, Feb. 28, 2007 (30 att.)

Field Goal Attempts:

30, Aleks Maric vs. Iowa State, Feb. 28, 2007 (15 made)

Field Goals, No Misses:

9, Dave Hoppen vs. S. Illinois, Nov. 26, 1985
9, Venson Hamilton vs. Iowa St., Feb. 3, 1996
9, Ade Dagunduro vs. UMBC, Dec. 23, 2008

Field Goals, Consecutive Games:

15, Ade Dagunduro vs. IPFW, UMBC and South Carolina State, Dec. 20 to Dec. 30, 2008

3-Point Field Goals:

8, Cary Cochran vs. Baylor, Feb. 27, 2002 (13 att.)

3-Point Field Goals Attempted:

13, Cary Cochran vs. Baylor, Feb. 27, 2002 (8 made)

3-Point Field Goal Percentage:

1.000, Brian Conklin vs. Missouri, Feb. 7, 2004 (5-5)

Free Throws:

16, Eric Johnson vs. Creighton, Nov. 26, 1988 (18 att.)
16, Rich King vs. N. Illinois, Feb. 18, 1991 (19 att.)

Free Throw Attempts:

25, Aleks Maric vs. Kansas St., Feb. 13, 2007 (15 made)

Free Throws, No Misses:

15, Jack Moore vs. Oklahoma St., Feb. 10, 1982

Rebounds:

21, Kimani Friend vs. Oral Roberts, Dec. 22, 1999

Assists:

14, Brian Carr vs. California-Irvine, Dec. 2, 1985

Blocked Shots:

9, Mikki Moore vs. Coppin State, Dec. 6, 1996

Steals:

8, Greg Downing, vs. UNKC, Dec. 8, 1982
8, Cookie Belcher vs. Oklahoma St., Feb. 7, 2001

Minutes:

60, Jack Moore and Andre Smith vs. Ala.-Birmingham, Dec. 22, 1979 (40T)

OPPONENT INDIVIDUAL

Points:

43, Harold Miner, USC, Nov. 25, 1991

Field Goals:

16, Ron Kellogg, Kansas, Feb. 2, 1985 (19 att.)

Field Goal Attempts:

34, Harold Miner, USC, Nov. 25, 1991 (15 made)

Field Goals, No Misses:

7, Gary Taylor, Southern Colorado, Nov. 29, 1984;
7, Mohamed Berte, South Dakota State, Dec. 8, 2005

3-Point Field Goals:

8, Brad Soucie, Eastern Michigan vs. Pittsburgh, March 18, 1988 (NCAA, 14 att.)
8, Randy Rutherford, Oklahoma St., Feb. 1, 1995 (14 att.)
8, Jerald Brown, Texas A&M, Jan. 11, 1997 (10 att.)
8, Devin Brown, UT-San Antonio, Nov. 28, 2001 (14 att.)
8, Josh Carter, Texas A&M, Feb. 10, 2007 (11 att.)
8, Obi Muonelo, Oklahoma State, March 5, 2007 (11 att.)

3-Point Field Goals Attempted:

15, Nathan Binam, Oral Roberts, Dec. 22, 1999 (5 made)

3-Point Field Goal Percentage:

.833, Matt Roggenburk, Creighton, Nov. 26, 1988 (5-6)

Free Throws:

16, Tyray Pearson, Iowa State, Jan. 26, 2002 (20 att.)

Free Throw Attempts:

20, Tyray Pearson, Iowa State, Jan. 26, 2002 (16 made)

Free Throws, No Misses:

12, Jeff Hornacek, Iowa State, Feb. 18, 1984
12, Tim Ellis, Kansas State, Feb. 18, 2004

Rebounds:

20, Jerome Lane, Pittsburgh vs. Vanderbilt, March 20, 1988 (NCAA)

Assists:

14, Jeff Bowling, Air Force vs. Pepperdine, Dec. 1, 1989

Blocked Shots:

6, A.J. Hammons, Purdue, Jan. 16, 2013
6, Ekpe Udoh, Baylor, Feb. 10, 2010
6, Wendell Williams, North Texas vs. Army, Dec. 3, 1988

Steals:

8, Jose Winston, Colorado, Jan. 23, 1999

Minutes Played:

58, Keith McCord, Alabama-Birmingham, Dec. 22, 1979 (40T)

NEBRASKA TEAM

Points in a Game:

117, vs. Harvard, Dec. 1, 1989

Fewest Points in a Game:

39, vs. Kansas State, March 7, 1984

Points in a Half:

66, vs. Oklahoma, Feb. 16, 1991 (2nd)

Fewest Points in a Half:

14, vs. Wisconsin, Dec. 27, 2011 (2nd)

Margin of Victory:

57, vs. Arkansas-Pine Bluff, Nov. 23, 2004 (97-40)

Margin of Defeat:

34, vs. Ohio State, Jan. 21, 2012 (45-79)

Field Goals:

48, vs. Montana State, Dec. 23, 1977 (87 att.)
48, vs. Eastern Washington, Jan. 14, 1984 (80 att.)

Field Goal Attempts:

88, vs. Tennessee Tech, Dec. 14, 1990 (45 made)

Field Goal Percentage:

.750, vs. Nebraska-Omaha, Jan. 25, 1988 (42-56)

Lowest Field Goal Percentage:

.246, vs. Oklahoma, Jan. 16, 2002 (16-65)

3-Point Field Goals:

18, vs. Kansas, Feb. 24, 2002 (37 att.)

3-Point Field Goals Attempted:

37, vs. Kansas, Feb. 24, 2002 (18 made)

3-Point Field Goal Percentage:

.750, vs. Texas-Pan American, Dec. 2, 2009 (9-12)

Free Throws:

43, vs. Texas, Jan. 3, 1996 (59 att.)

Fewest Free Throws:

1, vs. Kansas State, Jan. 21, 1989 (6 att.)

Free Throw Attempts:

59, vs. Texas, Jan. 3, 1996 (43 made)

Fewest Free Throws Attempted:

3, vs. Missouri, Jan. 16, 1982 (2 made)
3, vs. Texas A&M, Feb. 10, 2007 (2 made)

Free Throw Percentage:

1.000, vs. Kansas, Feb. 15, 2004 (12-12)

Rebounds:

72, vs. Oklahoma, Jan. 27, 1992

Fewest Rebounds:

14, vs. Missouri, Feb. 26, 1983

Personal Fouls:

34, vs. Kansas, Jan. 8, 1990

Fewest Personal Fouls:

8, vs. Florida A&M, Jan. 5, 2009
8, vs. Michigan, Feb. 8, 2012

Assists:

36, vs. Montana State, Dec. 23, 1977

Turnovers:

30, vs. Texas, Jan. 3, 1996

Fewest Turnovers:

2, vs. Purdue, Jan. 16, 2013

Blocked Shots:

15, vs. Coppin State, Dec. 6, 1996

Steals:

22, vs. Florida A&M, Dec. 20, 1993

OPPONENT TEAM

Points in a Game:

111, by Missouri, Jan. 13, 1990

Fewest Points in a Game:

26, by Bethune-Cookman, Dec. 20, 2003

Points in a Half:

62, by Missouri, Jan. 13, 1990 (2nd)
by Oklahoma State, Feb. 14, 1990 (2nd)

Fewest Points in a Half:

8, by North Carolina Central, Dec. 22, 2007 (1st)

Margin of Victory:

34, by Ohio State, Jan. 21, 2012 (79-45)

Field Goals:

43, by Pittsburgh vs. Eastern Michigan, March 18, 1988 (NCAA, 69 att.)

Field Goal Attempts:

85, by Tennessee Tech, Dec. 14, 1990

Field Goal Percentage:

.771, by Kansas State, Feb. 3, 1982 (27-35)

Lowest Field Goal Percentage:

.196, by North Carolina Central, Dec. 22, 2007

3-Point Field Goals:

15, by Northern Iowa, Dec. 16, 1995

3-Point Field Goals Attempted:

37, by Baylor, Feb. 14, 1998 (9 made)

3-Point Field Goal Percentage:

.750, by Creighton, Nov. 26, 1988 (9-12)

Free Throws:

44, by Oklahoma State, Feb. 14, 1990 (52 att.)

Fewest Free Throws:

0, by Arkansas-Pine Bluff, Nov. 23, 2004 (4 att.)

Free Throw Attempts:

52, by Oklahoma State, Feb. 14, 1990 (44 made)

Fewest Free Throw Attempts:

2, four times, most recently by USC, Nov. 17, 2010 (2 made)

Free Throw Percentage:

1.000, by Kansas, Jan. 26, 1977 (11-11)

1.000, by Colorado, Feb. 16, 1980 (14-14)

1.000, by Colorado, Jan. 21, 1981 (12-12)

Rebounds:

54, by Bowling Green vs. Alabama State, Dec. 14, 1990

54, by Florida A&M, Dec. 20, 1994

Fewest Rebounds:

15, by Wisconsin-Stevens Point, Jan. 9, 1985

Personal Fouls:

38, by Texas, Jan. 3, 1996

Fewest Fouls:

7, by Wake Forest vs. Kansas, March 18, 1984 (NCAA)

Disqualifications:

5, by Pepperdine, Dec. 2, 1989

Assists:

29, by Pittsburgh vs. E. Michigan, March 18, 1988 (NCAA)

Turnovers:

35, by Denver, Nov. 26, 1982

Fewest Turnovers:

6, by Wisconsin, Jan. 6, 2013
6, by Vanderbilt vs. Pittsburgh, March 20, 1988 (NCAA);
6, by Colorado, Feb. 22, 2006

Blocked Shots:

13, by Kansas State, Jan. 15, 1997

Steals:

17, by Eastern Washington, Dec. 3, 1979

DEVANEY CENTER HISTORY

DEVANEY CENTER ATTENDANCE

Year	G	Total		Conference		
		Att.	Avg.	G	Att.	Avg.
1976-77	11	106,868	9,715	7	74,243	10,606
1977-78	17	172,892	10,170	7	90,514	12,931
1978-79	11	131,769	11,979	7	87,502	12,500
1979-80	16	145,626	9,102	7	79,015	11,288
1980-81	15	136,483	9,099	7	82,009	11,716
1981-82	14	143,819	10,273	7	79,329	11,333
1982-83	18	195,333	10,852	7	86,511	12,359
1983-84	17	173,721	10,219	7	82,233	11,746
1984-85	15	176,045	11,736	7	95,221	13,603
1985-86	15	146,117	9,741	7	78,208	11,173
1986-87	17	197,395	11,611	7	81,680	11,669
1987-88	14	159,100	11,364	7	90,875	12,982
1988-89	18	193,545	10,753	7	87,283	12,469
1989-90	15	150,190	10,013	7	81,894	11,699
1990-91	15	199,605	13,307	7	100,740	14,391
1991-92	16	207,950	12,997	7	100,079	14,297
1992-93	16	*213,715	*13,357	7	100,620	14,374
1993-94	16	212,447	13,278	7	*100,973	*14,475
1994-95	17	202,688	11,923	7	95,768	13,681
1995-96	16	168,225	10,514	7	87,065	12,438
1996-97	16	174,119	10,882	8	99,167	12,396
1997-98	15	141,472	9,431	8	87,060	10,883
1998-99	16	146,653	9,166	8	77,477	9,685
1999-2000	16	117,466	7,342	8	70,321	8,790
2000-01	14	122,602	8,757	8	77,057	9,632
2001-02	16	130,053	8,128	8	78,637	9,830
2002-03	15	121,179	8,079	8	70,264	8,783
2003-04	18	144,663	8,037	8	79,274	9,909
2004-05	16	131,763	8,235	8	72,869	9,109
2005-06	19	125,267	6,593	8	72,233	9,029
2006-07	16	134,981	8,436	8	75,009	9,376
2007-08	19	155,258	8,171	8	80,875	10,109
2008-09	18	146,964	8,164	8	81,744	10,218
2009-10	18	122,387	6,799	8	66,777	8,347
2010-11	19	178,507	9,395	8	90,131	11,266
2011-12	17	170,019	10,019	9	96,264	10,696
2012-13	18	186,342	10,352	9	98,909	10,990

*Single-season record

LARGEST CROWDS TO SEE NEBRASKA

- 25,348 Xavier, at Minneapolis, Minn., March 14, 1991 (NCAA)
- 21,229 Ohio State, at Chicago, March 16, 2013 (B1GT)
- 19,667 Purdue, at Chicago, March 15, 2013 (B1GT)
- 18,999 Kansas, at Dallas, March 11, 2006 (B12T)
- 18,910 Oklahoma State, at Kansas City, Mo., March 9, 2011 (B12T)
- 18,892 Oklahoma, at Dallas, March 10, 2006 (B12T)
- 18,879 Oklahoma State, at Oklahoma City, March 8, 2007 (B12T)
- 18,268 Missouri, Dallas, Texas, March 10, 2004 (B12T)
- 17,876 Iowa State, at Kansas City, Mo., March 8, 1996 (B8T)
- 17,816 Missouri, at Dallas, March 9, 2006 (B12T)

MISCELLANEOUS ATTENDANCE

Largest attendance for Nebraska game in the Devaney Center

15,038, vs. Oklahoma State, 1980-81

Largest attendance for Nebraska conference game in the Devaney Center

15,038, vs. Oklahoma State, 1980-81

Smallest attendance for Nebraska game in the Devaney Center

3,571, vs. Montana, Dec. 23, 1980

Smallest attendance for Nebraska conference game in the Devaney Center

6,387, vs. Texas A&M, Jan. 15, 2003

DEVANEY CENTER OVERTIME GAMES

(NU holds a 19-5 record)

Jan. 27, 1979	Nebraska 66, Kansas 64
Dec. 22, 1979	Nebraska 92, Alabama-Birmingham 84 (4OT)
Jan. 23, 1980	Nebraska 74, Oklahoma State 73
March 8, 1980	Louisville 71, Kansas State 69 (NCAA)
March 8, 1980	Missouri 87, Notre Dame 84 (NCAA)
Nov. 28, 1980	Wyoming 62, Nebraska 59
Feb. 8, 1984	Nebraska 54, Oklahoma State 52
Jan. 3, 1987	Nebraska 70, Creighton 55
Feb. 28, 1987	Nebraska 83, Kansas 81
Jan. 6, 1988	Grambling State 71, Nebraska 68
March 20, 1988	Vanderbilt 80, Pittsburgh 74 (NCAA)
Dec. 3, 1988	North Texas 82, Army 79 (Ameritas Classic)
Feb. 19, 1992	Nebraska 81, Kansas 79
Jan. 30, 1993	Nebraska 88, Missouri 87
Dec. 10, 1994	Nebraska 96, Michigan State 91
Feb. 25, 1996	Oklahoma 80, Nebraska 76
Jan. 15, 1997	Nebraska 87, Kansas State 77
Feb. 18, 1998	Nebraska 67, Missouri 66
Nov. 23, 1999	Nebraska 81, Eastern Illinois 78 (2OT)
Feb. 7, 2001	Nebraska 78, Oklahoma State 75
Jan. 26, 2002	Nebraska 86, Iowa State 84
Jan. 4, 2003	Nebraska 79, Denver 75
Jan. 18, 2003	Nebraska 80, Colorado 77
Jan. 8, 2005	Nebraska 95, Kansas State 85 (2OT)
Feb. 24, 2007	Nebraska 82, Missouri 77
Feb. 13, 2008	Missouri 86, Nebraska 78
Jan. 24, 2009	Oklahoma State 76, Nebraska 74
Feb. 27, 2010	Nebraska 83, Texas Tech 79 (2OT)



More than four million fans have packed the Devaney Center since it opened in 1976, including nearly 2.5 million during conference action.

CONFERENCE TOURNAMENT RESULTS

BIG EIGHT

1977 (NU, 0-1)
at Kansas 61, Nebraska 58,
Tournament Champion: Kansas State
Champion: Kansas State
(11-3 Big Eight, 23-8 Overall)

1978 (NU, 1-1)
Nebraska 71, Oklahoma State 63
Missouri 61, Nebraska 58
Tournament Champion: Missouri
Champion: Kansas (13-1, 24-5)

1979 (NU, 0-1)
at Kansas State 61, Nebraska 60 (2OT)
Tournament Champion: Oklahoma
Champion: Oklahoma (10-4, 21-10)

1980 (NU, 1-1)
Nebraska 75, Oklahoma 68
Kansas State 60, Nebraska 59
Jack Moore, All-Tournament
Champion: Missouri (11-3, 25-6)
Tournament Champion: Kansas State

1981 (NU, 0-1)
Colorado 70, Nebraska 66
Tournament Champion: Kansas
Champion: Missouri (10-4, 22-10)

1982 (NU, 1-1)
Nebraska 60, Oklahoma State 49
Missouri 58, Nebraska 53
Tournament Champion: Missouri
Champion: Missouri (12-2, 27-4)

1983 (NU, 1-1)
Nebraska 94, Iowa State 71
Missouri 69, Nebraska 63
Tournament Champion: Oklahoma St.
Champion: Missouri (12-2, 26-8)

1984 (NU, 0-1)
Kansas State 41, Nebraska 39
Tournament Champion: Kansas
Champion: Oklahoma St. (13-1, 29-5)

1985 (NU, 0-1)
at Kansas 74, Nebraska 69
Tournament Champion: Oklahoma
Champion: Oklahoma (13-1, 31-6)

1986 (NU, 1-1)
Nebraska 82, Oklahoma State 75
Iowa State 75, Nebraska 58
Bernard Day, All-Tournament
Tournament Champion: Kansas
Champion: Kansas (13-1, 35-4)

1987 (NU, 0-1)
Kansas State 47, Nebraska 45
Tournament Champion: Missouri
Champion: Missouri (11-3, 24-10)

1988 (NU, 0-1)
Kansas State 75, Nebraska 70
Tournament Champion: Oklahoma
Champion: Oklahoma (12-2, 35-4)

1989 (NU, 0-1)
Missouri 98, Nebraska 70
Tournament Champion: Missouri
Champion: Oklahoma (12-2, 30-6)

1990 (NU, 0-1)
Oklahoma 78, Nebraska 65
Tournament Champion: Oklahoma
Champion: Missouri (12-2, 26-6)

1991 (NU, 2-1)
Nebraska 117, Oklahoma 113 (OT)
Nebraska 87, Kansas 83
Missouri 90, Nebraska 82
Clifford Scales and Tony Farmer,
All-Tournament
Tournament Champion: Missouri
Co-Champions: Oklahoma State
(10-4, 24-8), Kansas (10-4, 27-8)

1992 (NU, 0-1)
Oklahoma 107, Nebraska 85
Tournament Champion: Kansas
Champion: Kansas (11-3, 27-5)

1993 (NU, 0-1)
Kansas State 47, Nebraska 45
Tournament Champion: Missouri
Champion: Kansas (11-3, 29-7)

1994 (NU, 3-0)
Nebraska 105, Oklahoma 88
Nebraska 98, Missouri 91
Nebraska 77, Oklahoma State 66
Tournament Champion: Nebraska
All-Tournament: Eric Piatkowski (MVP),
Bruce Chubick, Jaron Boone,
Champion: Missouri (14-0, 28-4)

1995 (NU, 0-1)
Oklahoma State 68, Nebraska 48
Tournament Champion: Oklahoma St.
Champion: Kansas (11-3, 25-6)

1996 (NU, 0-1)
Iowa State 62, Nebraska 60
Tournament Champion: Iowa State
Champion: Kansas (12-2, 29-5)

BIG 12
1997 (NU, 0-1)
Missouri 78, Nebraska 72
Tournament Champion: Kansas
Champion: Kansas (15-1, 34-2)

1998 (NU, 1-1)
Nebraska 65, Baylor 46
Kansas 91, Nebraska 59
Tournament Champion: Kansas
Champion: Kansas (15-1, 35-4)

1999 (NU, 1-1)
Nebraska 69, Texas Tech 50
Kansas 77, Nebraska 53
Tournament Champion: Kansas
Champion: Texas (13-3, 19-13)

2000 (NU, 0-1)
Baylor 63, Nebraska 55
Tournament Champion: Iowa State
Champion: Iowa State (14-2, 32-5)

2001 (NU, 0-1)
Kansas State 72, Nebraska 68
Tournament Champion: Oklahoma
Champion: Iowa State (13-3, 25-6)

2002 (NU, 0-1)
Colorado 67, Nebraska 60
Tournament Champion: Oklahoma
Champion: Kansas (16-0, 27-2)

2003 (NU, 0-1)
Missouri 70, Nebraska 61
Tournament Champion: Oklahoma
Champion: Kansas (14-2, 30-8)

2004 (NU, 0-1)
Oklahoma 63, Nebraska 59
Tournament Champion: Oklahoma St.
Champion: Oklahoma St. (14-2, 31-4)

2005 (NU, 0-1)
Missouri 70, Nebraska 67
Tournament Champion: Oklahoma St.
Co-Champions: Oklahoma (12-4, 25-8),
Kansas (12-4, 23-7)

2006 (NU, 2-1)
Nebraska 71, Missouri 64
Nebraska 69, Oklahoma 63
Kansas 79, Nebraska 65
Tournament Champion: Kansas
Co-Champions: Texas (13-3, 30-7),
Kansas (13-3, 25-8)

2007 (NU, 0-1)
Oklahoma State 54, Nebraska 39
Tournament Champion: Kansas
Champion: Kansas (14-2, 33-5)

2008 (NU, 1-1)
Nebraska 61, Missouri 56

Kansas 64, Nebraska 54
Tournament Champion: Kansas
Co-Champions: Texas (13-3, 31-7),
Kansas (13-3, 37-3)

2009 (NU, 0-1)
Baylor 65, Nebraska 49
Tournament Champion: Missouri
Champion: Kansas (14-2, 27-8)

2010 (NU, 1-1)
Nebraska 75, Missouri 60
Texas A&M 70, Nebraska 64
Tournament Champion: Kansas
Champion: Kansas (15-1, 33-3)

2011 (NU, 0-1)
Oklahoma State 53, Nebraska 52
Tournament Champion: Kansas
Champion: Kansas (14-2, 35-3)

BIG TEN
2012 (NU, 0-1)
Purdue 79, Nebraska 61
Tournament Champion: Michigan State
Co-Champions: Ohio State (31-8, 13-5),
Michigan State (29-8, 13-5),
Michigan (24-10, 13-5)

2013 (NU, 1-1)
Nebraska 57, Purdue 55
Ohio State 70, Nebraska 51
Tournament Champion: Ohio State
Champion: Indiana (29-7, 14-4)

BIG TEN TOURNAMENT RECORD VS. OPPONENT

NU Opponent	League	League	League
	Tourney	Tourney	Tourney
		In Indy	In Chicago
Illinois	0-0	0-0	0-0
Indiana	0-0	0-0	0-0
Iowa	0-0	0-0	0-0
Michigan	0-0	0-0	0-0
Michigan State	0-0	0-0	0-0
Northwestern	0-0	0-0	0-0
Ohio State	0-1	0-0	0-1
Penn State	0-0	0-0	0-0
Purdue	1-1	0-1	1-0
Wisconsin	0-0	0-0	0-0
Total	1-2	0-1	1-1

CONFERENCE TOURNAMENTS NEBRASKA BY ROUND

First*

Home:	0-0
Away:	0-0
Indianapolis:	0-1
Chicago:	1-0
Big Ten:	1-1
All-Time:	5-11

Quarterfinals

Indianapolis:	0-0
Chicago:	0-1
Big Ten:	0-1
All-Time:	9-17

Semifinals

Indianapolis:	0-0
Chicago:	0-0

Big Ten:	0-0
All-Time:	2-7

Championship

Indianapolis:	0-0
Chicago:	0-0
Big Ten:	0-0
All-Time:	1-1

Totals

Indianapolis:	0-1
Chicago:	0-0
All-Time:	16-35

*-First round refers to opening round of Big 12 tourney or Big Ten Tournament; quarterfinals are opening round of Big Eight tourney, quarterfinals of Big 12 or quarterfinals of Big Ten Tournament.

THIS IS NEBRASKA
OUTLOOK
2013-14 HUSKERS
COACHES
ADMINISTRATION
OPPONENTS
REVIEW
RECORDS
HISTORY
MEDIA

CONFERENCE TOURNAMENT RECORDS

INDIVIDUAL GAME

Points--42; Eric Piatkowski vs. Oklahoma, 1994
 Opponent--34; Jeff Webster, Oklahoma, 1994
 Field Goals--14; Eric Piatkowski vs. Oklahoma, 1994 (23 att.)
 Opponent--12; Jeff Webster, Oklahoma, 1994 (21 att.)
 Field Goal Attempts--23; Eric Piatkowski vs. Oklahoma, 1994 (14 made); Tyronn Lue vs. Missouri, 1997 (10 made)
 Opponent--21; John Douglas, Kansas, Feb. 26, 1977 (9 made); Jeff Webster, Oklahoma, 1994 (12 made); Larry Reid, Kansas State, March 3, 2001 (10 made)
 Field Goals, No Misses--6; Andre Smith vs. Colorado, 1981
 Opponent--8; Ed Nealy, Kansas State, 1980
 3-Point Field Goals--6; Cary Cochran vs. Colorado, 2002 (11 att.)
 Opponent--6; Randy Rutherford, Oklahoma State, 1994 (11 att.); Blair Wilson, Colorado, 2002 (11 att.)
 3-Point Field Goal Attempts--11; Cary Cochran vs. Colorado, 2002 (6 made)
 Opponent--14; Mark Atkins, Missouri, 1994 (4 made)
 3-Point Field Goal Pct.--1.000; Clifford Scales vs. Oklahoma, 1991 (3-3); Marcus Perry, vs. Oklahoma, 2006 (3-3)
 Opponent--.750; Askia Jones, Kansas State, 1993 (3-4) .750; Curtis Jerrells, Baylor, 2009 (3-4)
 Free Throws--13; Tony Farmer, vs. Kansas, 1991 (16 att.)
 Opponent--12; Doug Smith, Missouri, 1991 (14 att.)
 Free Throw Attempts--16; Tony Farmer vs. Kansas, 1991 (13 made)
 Opponent--14; Doug Smith, Missouri, 1991 (12 made)
 Free Throws Made, No Misses--*12; Tony Farmer vs. Oklahoma, 1991
 Opponent--11; Mark Tucker, Oklahoma State, 1978
 Rebounds--16; Bruce Chubick vs. Missouri, 1994
 Opponent--20; Kevin Rogers, Baylor, 2009
 Assists--14; Brian Carr at Kansas, 1985
 Opponent--9; Lee Coward, Missouri, 1989
 Blocked Shots--5; Derrick Chandler vs. Kansas State, 1993
 Opponent--8; John Flippen, Baylor, 2000
 Steals--8; Venson Hamilton vs. Texas Tech, 1999
 Opponent--6; Nick Bradford, Kansas, 1998
 Minutes--50; Andre Smith and Brian Banks at Kansas State, 1979
 Opponent--50; Glenn Marshall, Kansas State, 1979


INDIVIDUAL CAREER

Points--136; Eric Piatkowski, 1991-94 (8 games)
 Field Goals--45; Eric Piatkowski, 1991-94 (110 att., 8 games)
 Field Goal Attempts--110; Eric Piatkowski, 1991-94 (45 made, 8 games)
 Field Goal Percentage--.667; Mike Naderer, 1978-81 (24-36, 6 games)
 3-Point Field Goals--13; Eric Piatkowski, 1991-94 (47 att., 8 games); Erick Strickland, 1993-96 (30 att., 6 games)
 3-Point Field Goal Attempts--47; Eric Piatkowski, 1991-94 (13 made, 8 games)
 3-Point Field Goal Pct.--.556; Eric Johnson, 1988-89 (5-9, 2 games)
 Free Throws--33; Eric Piatkowski, 1991-94 (41 att., 8 games)
 Free Throw Attempts--41; Eric Piatkowski, 1991-94 (33 made, 8 games)
 Free Throw Percentage--.900; Jack Moore, 1980-82 (27-30, 5 games)
 Rebounds--54; Aleks Maric, 2005-08 (7 games)
 Assists--29; Brian Carr, 1984-87 (5 games)
 Blocked Shots--15; Venson Hamilton, 1996-99 (6 games)
 Steals--15; Venson Hamilton, 1996-99 (6 games)
 Minutes Played--255; Eric Piatkowski, 1991-94 (8 games)
 Minutes Per Game--*40.75; Brian Banks, 1977-79 (163 in 4 games)
 *Indicates overall tournament record

TEAM GAME

Points--117; vs. Oklahoma, 1991 (OT)
 Opponent--113; Oklahoma, 1991 (OT)
 Points in Half--59; vs. Oklahoma, 1991 (2nd)
 Opponent--59; Missouri, 1994 (2nd)
 Field Goals--38; vs. Oklahoma, 1991 (84 att.)
 Opponent--39; Missouri, 1989 (68 att.); Oklahoma, 1992 (73 att.)

Field Goal Attempts--84; vs. Oklahoma, 1991 (38 made)
 Opponent--82; Missouri, 1994 (32 made)
 Field Goal Percentage--.646; vs. Oklahoma State, 1986 (31-48)
 Opponent--.610; Missouri, 1983 (25-41)
 3-Point Field Goals--10; vs. Missouri, 1994 (24 att.); vs. Missouri, 2003 (33 att.)
 Opponent--12; Baylor, 2000 (27 att.)
 3-Point Field Goals Attempted--*33; vs. Missouri, 2003 (10 made)
 Opponent--28; Missouri, 1994 (7 made)
 3-Point Field Goal Pct.--.571; vs. Kansas, 1991 (4-7)
 Opponent--.692; Oklahoma, 1992 (9-13)
 Free Throws--34; vs. Iowa State, 1983 (42 att.); Oklahoma, 1991 (41 att.)
 Opponent--37; Oklahoma, 1991 (51 att.)
 Free Throw Attempts--42; vs. Iowa State, 1983 (34 made)
 Opponent--*51; Oklahoma, 1991 (37 made)
 Free Throw Percentage--1.000; vs. Baylor, 2009 (10-10)
 Opponent--.923; Missouri, 1991 (12-13)
 Rebounds--55; vs. Oklahoma, 1991
 Opponent--53; Kansas, 1998
 Assists--22; vs. Oklahoma State, 1986
 Opponent--26; Kansas, 1998
 Blocked Shots--10; vs. Iowa State, 1996
 Opponent--9; Baylor, 2000; Colorado, 2002
 Steals--23; vs. Texas Tech, 1999
 Opponent--15; Kansas, 1999



Venson Hamilton scored more than 1,400 career points and was the first player in Nebraska history to record more than 1,000 career rebounds.

POSTSEASON RESULTS

Year	Tournament/Round	Opponent	Result	Site	NU High Scorer	NU High Rebounds	NU High Assists
1948-49	*NCAA Playoff	Oklahoma State	L, 35-52	Kansas City, Mo.	N/A	N/A	N/A
1966-67	NIT/First Round	Bye					
	Quarterfinals	Marshall	L, 88-119	New York City	Tom Baack, 33	Tom Baack, 10	Tom Baack, 5
1977-78	NIT/First Round	Utah State	W, 67-66	Lincoln, Neb.	Andre Smith, 18	Carl McPipe, 7	Novak, Banks, 6
	Quarterfinals	Texas	L, 48-67	Austin, Texas	Carl McPipe, 16	Carl McPipe, 7	Terry Novak, 3
1979-80	NIT/First Round	Michigan	L, 69-76	Ann Arbor, Mich.	Andre Smith, 30	Andre Smith, 12	Jack Moore, 2
1982-83	NIT/First Round	Tulane	W, 72-65	Lincoln, Neb.	Stan Cloudy, 20	Stan Cloudy, 14	Stan Cloudy, 7
	Second Round	Iona	W, 85-73	Lincoln, Neb.	Stan Cloudy, 24	Stan Cloudy, 8	Cloudy, Williams, 5
	Quarterfinals	TCU	W, 67-57	Lincoln, Neb.	Stan Cloudy, 18	Stan Cloudy, 9	Ponce, Downing, 7
	Semifinals	DePaul	L, 58-68	New York City	Dave Hoppen, 15	Dave Hoppen, 9	Greg Downing, 5
1983-84	NIT/First Round	Creighton	W, 56-54	Omaha, Neb.	Dave Hoppen, 25	Dave Hoppen, 10	Carr, Ponce, 5
	Second Round	Xavier	L, 57-58	Cincinnati, Ohio	Dave Hoppen, 22	Dave Hoppen, 7	Eric Williams, 5
1984-85	NIT/First Round	Canisius	W, 79-66	Lincoln, Neb.	Dave Hoppen, 21	Bill Jackman, 10	Harvey Marshall, 5
	Second Round	UCLA	L, 63-82	Los Angeles, Calif.	Dave Hoppen, 23	Dave Hoppen, 9	Brian Carr, 6
1985-86	NCAA/First Round	Western Kentucky	L, 59-67	Charlotte, N.C.	Bernard Day, 18	Chris Logan, 12	Brian Carr, 5
1986-87	NIT/First Round	Marquette	W, 78-76	Lincoln, Neb.	Bernard Day, 18	Vick, Day, 6	Bernard Day, 5
	Second Round	Arkansas	W, 78-71	Lincoln, Neb.	Anthony Bailous, 20	Bill Jackman, 9	Henry T. Buchanan, 6
	Quarterfinals	Washington	W, 81-76	Lincoln, Neb.	Carr, Vick, 17	Derrick Vick, 8	Three with 3
	Semifinals	Southern Mississippi	L, 75-82	New York City	Derrick Vick, 19	Bill Jackman, 9	Brian Carr, 7
	Third Place	Arkansas-Little Rock	W, 76-67 (OT)	New York City	Brian Carr, 18	Derrick Vick, 12	Brian Carr, 9
1988-89	NIT/First Round	Arkansas State	W, 81-79	Lincoln, Neb.	Eric Johnson, 18	Pete Manning, 5	Clifford Scales, 10
	Second Round	Ohio State	L, 74-85	Columbus, Ohio	Eric Johnson, 23	Reid, Owens, 7	Reid, Johnson, 5
1990-91	NCAA/First Round	Xavier	L, 84-89	Minneapolis, Minn.	Rich King, 25	Rich King, 12	Rich King, 4
1991-92	NCAA/First Round	Connecticut	L, 65-86	Cincinnati, Ohio	Derrick Chandler, 17	Derrick Chandler, 11	Eric Piatkowski, 5
1992-93	NCAA/First Round	New Mexico State	L, 79-93	Syracuse, N.Y.	Eric Piatkowski, 29	Derrick Chandler, 10	Three with 3
1993-94	NCAA/First Round	Pennsylvania	L, 80-90	Uniondale, N.Y.	Eric Piatkowski, 23	Piatkowski, Chubbick, 8	Jamar Johnson, 5
1994-95	NIT/First Round	Georgia	W, 69-61	Lincoln, Neb.	Erick Strickland, 21	Erick Strickland, 10	Jaron Boone, 6
	Second Round	Penn State	L, 59-65	Lincoln, Neb.	Mikki Moore, 15	Erick Strickland, 7	Erick Strickland, 8
1995-96	NIT/First Round	Colorado State	W, 91-83	Fort Collins, Colo.	Erick Strickland, 19	Mikki Moore, 10	Tyronn Lue, 5
	Second Round	Washington State	W, 82-73	Lincoln, Neb.	Erick Strickland, 18	Venson Hamilton, 12	Boone, Strickland, 4
	Third Round	Fresno State	W, 83-71	Fresno, Calif.	Erick Strickland, 17	Moore, Garner, 10	Erick Strickland, 5
	Semifinals	Tulane	W, 90-78	New York City	Garner, Strickland, 20	Venson Hamilton, 9	Jaron Boone, 6
	Championship	St. Joseph's	W, 60-56	New York City	Erick Strickland, 13	Mikki Moore, 13	Lue, Boone, 4
1996-97	NIT/First Round	Washington	W, 67-63	Lincoln, Neb.	Tyronn Lue, 14	Venson Hamilton, 10	Moore, Lue, 4
	Second Round	Nevada	W, 78-68	Reno, Nev.	Mikki Moore, 21	Mikki Moore, 15	Tyronn Lue, 4
	Third Round	Connecticut	L, 67-76	Storrs, Conn.	Mikki Moore, 24	Venson Hamilton, 6	Belcher, Markowski 2
1997-98	NCAA/First Round	Arkansas	L, 65-74	Boise, Idaho	Tyronn Lue, 18	Venson Hamilton, 10	Tyronn Lue, 6
1998-99	NIT/First Round	UNLV	W, 68-55	Lincoln, Neb.	Cookie Belcher, 17	Andy Markowski, 11	Cookie Belcher, 5
	Second Round	TCU	L, 89-101	Fort Worth, Texas	Cary Cochran, 23	Venson Hamilton, 10	Three with 4
2003-04	NIT/Opening Round	Creighton	W, 71-70	Omaha, Neb.	Andrew Drevo, 20	Andrew Drevo, 9	Marcus Neal, 4
	First Round	Niagara	W, 78-70	Lincoln, Neb.	Turek, Johnson, 17	John Turek, 8	Brian Conklin, 4
	Second Round	Hawaii	L, 83-84	Honolulu, Hawaii	Nate Johnson, 26	Brian Conklin, 6	Marcus Neal, 3
2005-06	NIT/First Round	Hofstra	L, 62-73	Hempstead, N.Y.	Jason Dourisseau, 15	Aleks Maric, 12	Jamel White, 6
2007-08	NIT/First Round	Charlotte	W, 67-48	Lincoln, Neb.	Ade Dagunduro, 15	Aleks Maric, 10	Aleks Maric, 5
	NIT/Second Round	Mississippi	L, 75-87 (ot)	Oxford, Miss.	Aleks Maric, 18	Aleks Maric, 10	Sek Henry, 5
2008-09	NIT/First Round	New Mexico	L, 71-83	Albuquerque, N.M.	Sek Henry, 13	Ade Dagunduro, 5	Cookie Miller, 4
2010-11	NIT/First Round	Wichita State	L, 49-76	Wichita, Kan.	Jeter, Diaz, 12	Jorge Brian Diaz, 8	Lance Jeter, 3

NEBRASKA IN THE POSTSEASON

All-Time Postseason Appearances*: 23 (6 NCAA, 17 NIT)

All-Time Postseason Record: 23-22

In the NCAA Tournament: 0-6 (1986, 1991, 1992, 1993, 1994, 1998)

In the NIT: 23-16 (1967, 1978, 1980, 1983, 1984, 1985, 1987, 1989, 1995, 1996, 1997, 1999, 2004, 2006, 2008, 2009, 2011)

In the NCAA Playoffs: 0-1* (1949)

*Playoff game between Big Seven and Missouri Valley Conference champions for berth in eight-team NCAA Tournament field. Not considered to be "official" participation in the NCAA Tournament.



THIS IS NEBRASKA | OUTLOOK | 2013-14 HUSKERS | COACHES | ADMINISTRATION | OPPONENTS | REVIEW | RECORDS | HISTORY | MEDIA


POSTSEASON RECORDS

INDIVIDUAL GAME

Points--33, Tom Baack vs. Marshall, March 13, 1967
 Opponent--46, George Stone, Marshall, March 13, 1967
 Field Goals--13, Tom Baack vs. Marshall, March 13, 1967 (24 att.)
 Opponent--20, George Stone, Marshall, March 13, 1967 (38 att.)
 Field Goal Attempts--24, Tom Baack vs. Marshall, March 13, 1967 (13 made)
 Opponent--38, George Stone, Marshall, March 13, 1967 (20 made)
 Field Goal Percentage (min. 5 att.)--1.000, Mikki Moore at Nevada, March 18, 1997 (9-9)
 Opponent--1.000, Adrian Uter, Hofstra, March 16, 2006 (6-6)
 3-Point Field Goals--7, Cary Cochran at TCU, March 15, 1999 (7-9)
 Opponent--6, Jason Carter, Hawaii, March 22, 2004 (7 att.)
 3-Point Field Goal Attempts--12, Brian Conklin vs. Hawaii, March 22, 2004 (6 made)
 Opponent--17, Dominick Young, Fresno State, March 22, 1996 (5 made)
 3-Point Field Goal Pct.--.778, Cary Cochran at TCU, March 15, 1999 (7-9)
 Opponent--.857, Jason Carter, Hawaii, March 22, 2004 (6-7)
 Free Throws--13, Dave Hoppen vs. Canisius, March 13, 1985 (16 att.)
 Opponent--9, Reggie Miller, UCLA, March 19, 1985 (9 att.)
 Free Throw Attempts--16, Dave Hoppen vs. Canisius, March 13, 1985 (13 made)
 Opponent--11, Kevin Freeman, Connecticut, March 21, 1997 (7 made)
 Free Throws, No Misses--7, Sek Henry at New Mexico, March 17, 2009
 Opponent--9, Reggie Miller, UCLA, March 19, 1985
 Rebounds--15, Mikki Moore at Nevada, March 18, 1997
 Opponent--16, Bob Allen, Marshall, March 13, 1967;
 16, Tyrone Corbin, DePaul, March 28, 1983
 Assists--10, Clifford Scales vs. Arkansas State, March 16, 1989
 Opponent--16, Sam Crawford, New Mexico State, March 19, 1993
 Blocked Shots--5, Aleks Maric at Hofstra, March 16, 2006
 Opponent--8, Walter Downing, DePaul, March 28, 1983
 Steals--6, Brian Carr vs. Arkansas-Little Rock, March 26, 1987; Cookie
 Belcher vs. Washington, March 12, 1997; Cookie Belcher vs. Arkansas,
 March 12, 1998; Cookie Belcher vs. UNLV, March 10, 1999
 Opponent--8, Dominick Young, Fresno State, March 22, 1996

TEAM GAME

Points--91, vs. Colorado State, March 14, 1996
 Opponent--119, by Marshall, March 13, 1967
 Points in a Half--52, vs. Colorado State, March 14, 1996 (2nd)
 Opponent--61, by Marshall, March 13, 1967 (2nd)
 Field Goals--37, vs. Marshall, March 13, 1967 (90 att.)
 Opponent--46, by Marshall, March 13, 1967 (90 att.)
 Field Goal Attempts--90, vs. Marshall, March 13, 1967 (37 made)
 Opponent--90, by Marshall, March 13, 1967 (46 made)
 Field Goal Percentage--.588, vs. Washington State, March 19, 1996 (30-51)
 Opponent--.621, by TCU, March 15, 1999 (36-58)
 3-Point Field Goals--10, vs. Colorado State, March 14, 1996 (17 att.);
 10, at TCU, March 15, 1999 (19 att.)
 Opponent--12, by Penn State, March 21, 1995 (28 att.)
 3-Point Field Goal Attempts--27, at Hofstra, March 16, 2006 (9 made)
 Opponent--28, by Penn State, March 21, 1995 (12 made)
 3-Point Field Goal Pct.--.588, vs. Colorado State, March 14, 1996 (10-17)
 Opponent--.571, by Arkansas State, March 16, 1989 (8-14)
 Free Throws--33, vs. Canisius, March 13, 1985 (41 att.); vs. Tulane, March 26, 1996 (45 att.)
 Opponent--29, by Xavier, March 14, 1991 (40 att.)
 Free Throw Attempts--45, vs. Tulane, March 26, 1996 (33 made)
 Opponent--40, by Xavier, March 14, 1991 (28 made)
 Free Throw Percentage--.900, at Ohio State, March 20, 1989 (9-10)
 Opponent--.905, Arkansas, March 12, 1998 (19-21)
 Rebounds--49, vs. Connecticut, March 19, 1992
 Opponent--63, by Marshall, March 13, 1967
 Assists--24, three times, most recently vs. Arkansas State, March 16, 1989
 Opponent--26, by TCU, March 15, 1999
 Blocked Shots--7, at Hofstra, March 16, 2006
 Opponent--10, by DePaul, March 28, 1983; by Connecticut, March 21,
 1997; by TCU, March 15, 1999;
 Steals--15, vs. Washington, March 12, 1997
 Opponent--16, by Tulane, March 26, 1996




Mikki Moore led Nebraska to the 1996 NIT championship game, where the Huskers defeated St. Joseph's, 60-56, to earn their first-ever basketball title on the national level.



Cookie Belcher shares the school record with six steals in a postseason game. He accomplished the feat on three occasions as a Husker.

HISTORY



TYRONN LUE
NBA FIRST-ROUND
DRAFT PICK

THIS IS NEBRASKA

OUTLOOK

2013-14 HUSKERS

COACHES

ADMINISTRATION

OPPONENTS

REVIEW

RECORDS

HISTORY

MEDIA

THE HISTORY OF HUSKER BASKETBALL

By Mike Babcock

As near as anyone can determine, the University of Nebraska was first represented by a men's basketball team on Feb. 2, 1897, just six years after Dr. James A. Naismith set down the rules of the game at the International YMCA Training School in Springfield, Mass.

A team from the Lincoln YMCA was the opponent, and Nebraska posted an 11-8 victory at Grant Memorial Hall, the home of the Huskers for all but two seasons until the Coliseum opened in 1926. The same teams played in Grant Hall three weeks later with a similar result, as NU won 23-14. Nebraska had to rally in the second game. The *Hesperian*, a student newspaper, reported: "At the end of the first half the score stood 9 to 6 in favor of the visitors but during the second half our boys took a brace and some excellent work was done."

Such was the modest beginning of a program that has enjoyed its greatest success since 1980. In that span, NU has earned a 504-379 record and 18 postseason appearances, including six NCAA Tournaments, while adding a Phillips 66 Big Eight Tournament title in 1994 and the 1996 National Invitation Tournament championship.

Nebraska doubled its schedule in 1898, losing twice to the Lincoln YMCA and splitting two games with the Omaha YMCA. A 16-12 loss against the Omaha YMCA provided evidence as to why Nebraska finished 1-3 that season. According to The *Hesperian* account: "The great difficulty of the University team was mere recklessness. Our boys have been playing with a loose interpretation of the rules. The officials were strict and of course the resulting advantage was in favor of Omaha." Then as now, overly aggressive play had its drawbacks.

Nebraska played teams from other universities for the first time in 1899, winning two games against Nebraska Wesleyan and one against Doane en route to the unofficial state championship. The next season, Nebraska played an out-of-state opponent for the first time, defeating the University of Kansas, 48-8, at Lincoln. That game still ranks as the worst loss for a Jayhawk team and was the first for either school against a present-day NCAA Division I school and the first matching present-day Big 12 Conference institutions.

The Kansas team was coached by Dr. Naismith. The Nebraska student yearbook, *Sombrero*, wrote: "A closely contested game was looked for. The Jayhawkers were, however, completely outclassed, the score being 48-8." Based on the victory against Kansas and four other similarly decisive victories, "the basketball team for this year was undoubtedly superior to any in the west," the *Sombrero* concluded. It would be several years before such a claim could be made again.



Bus Whitehead was a two-time All-Big Seven selection in 1949 and 1950. The court at the Hendricks Training Complex is named after Whitehead, who passed away in 2010.

Nebraska hired its first full-time coach in 1911. E.O. "Jumbo" Stiehm, who scored 24 points against Nebraska as a Wisconsin basketball player in 1908, coached both football and basketball. His first Husker basketball team won 14 of 15 games, its only loss coming at Minnesota, 40-15. The student newspaper, The *Daily Nebraskan*, blamed the loss on Nebraska's inability to adjust to the Gophers' "100-foot floor."

A *Daily Nebraskan* account of Nebraska's 29-28 season-ending victory against Kansas at Lincoln in 1912 provides evidence that some fans' behavior hasn't changed much over the years.

"The game as a whole was entirely unsatisfactory, being marred by rough tactics of the visitors, incompetent work on the part of the referee and interruptions by the audience, which were in part justifiable."

Nebraska shared the Missouri Valley Conference championship with Kansas in 1912 and 1914 and won the title outright in 1913 under Stiehm's leadership. The 1913-14 team was "so fast it took a movie camera to catch 'em," according to the *Cornhusker* student yearbook. It was described as a "point-a-minute" team, which wasn't quite accurate. Typically, games lasted 40 minutes (though that wasn't always the case), and Nebraska averaged 30 points per game. Guard Sam Carrier became Nebraska's first All-America basketball player in 1913. He and Carl Underwood led the Huskers to 17 victories in 19 games. Underwood was the Missouri Valley Conference scoring leader with 66 points in 10 conference games.

Nebraska won another conference title outright in 1916, after Sam Waugh replaced Stiehm as the *Cornhuskers'* coach for one season. Stiehm, who coached the first game of the season before giving way to Waugh, had planned to remain at Nebraska through the basketball season before leaving to become coach and athletic director at Wisconsin. But the Nebraska Athletic Board decided to replace him.


Waugh was succeeded by E.J. "Doc" Stewart, whose three *Cornhusker* teams had a combined record of 29-23. Nebraska was 22-2 in 1919-20 and 11-3 in 1920-21 under Coach P.J. Schissler. After the 1919-20 season, Schissler challenged the University of Chicago to a game, but to no avail. The *Cornhuskers* also were invited to a postseason AAU tournament in Atlanta but didn't go.

Schissler's teams played as independents. Nebraska lost its affiliation with the Missouri Valley Conference because of a decision to play a football game against Oklahoma in Omaha in 1919. Conference rules prohibited such games (Oklahoma had not yet joined the Missouri Valley Conference). Nebraska returned to the Missouri Valley Conference in 1921, and Owen Frank replaced Schissler as basketball coach. The remainder of the Roaring 1920s was, for the most part, undistinguished.

Basketball was rough and tumble. There was a center jump after every basket and no requirement to cross mid-court in 10 seconds or less. The ball was a lot different, too, more like a medicine ball, which contributed to some dull games.

The most significant event during the 1920s was the building of the Coliseum, which was dedicated on Feb. 6, 1926. The *Cornhuskers* dropped a 25-14 decision to Kansas in the first game at their new home, which was built at a cost of \$445,000 and seated 8,000 for basketball. Prior to that, Nebraska played most of its home games in Grant Hall, which seated about a fourth as many fans as the Coliseum and was located just to the north of where the Sheldon Art Gallery now stands.

Athletic Director Fred Leuhring arranged for Nebraska to play its home basketball games at the State Fairgrounds Coliseum in 1921, in order to accommodate more spectators. The *Cornhuskers* played two seasons at the Fairgrounds Coliseum, which had a wider court than Grant Hall.



Chuck Jura earned All-Big Eight honors in 1972 for Head Coach Joe Cipriano.



Claude Retherford was the leading scorer on NU's 1949 Big Seven Championship team.

The first game there was played on Jan. 14, 1921. Nebraska defeated conference opponent Grinnell 31-10 before an audience of 1,500, according to newspaper estimates. After two seasons, the Cornhuskers returned to Grant Hall, which had been remodeled, and continued to play home games there until the NU Coliseum opened.

Nebraska ended the decade with an 11-5 season under Charles T. Black, a former Kansas All-American in 1928-29. In the next 19 seasons, the Huskers had just two winning records, back-to-back campaigns under Coach W.H. Browne in 1935-36 and 1936-37. The 1937 team tied

Kansas for the Big Six championship, after finishing second to the Jayhawks in 1936.

The 1930s produced four more Cornhusker All-Americans: center Don Maclay in 1931, guard Steve Hokuf in 1933, guard George Wahlquist in 1936 and guard Robert Parsons in 1937. Maclay was the Big Six scoring leader in 1930, scoring 112 points in 10 league games.

Harry Good was hired as head coach in 1946 and after two losing seasons, turned Nebraska's fortunes around. In 1948-49, Good's Huskers went 16-10, tied Oklahoma for the Big Seven regular-season championship and defeated the Sooners, 57-56, in a conference playoff to qualify for an NCAA playoff game. The NCAA Tournament was structured differently then, and the Cornhuskers needed to win that playoff to advance into the NCAA field. They lost to Oklahoma A&M, the Missouri Valley Conference champion, 52-35, at Kansas City, Mo. Coach Henry P. Iba's Aggies went on to finish second to Kentucky, coached by Adolph Rupp, in the NCAA Tournament.

In 1949-50, Nebraska again won 16 games and shared the Big Seven crown with Kansas and Kansas State. That marks the last time the conference had a three-way tie at the top. "We were King in our day," Claude Retherford once told a newspaper reporter. "They were firing football coaches left and right, but we packed 'em in. Oh, people were interested in football, but basketball was THE game on the Nebraska campus when we played." Retherford earned All-Big Seven recognition in 1949 after leading the conference in scoring with a 12.4 points-per-game average.

The Cornhuskers had another first-team All-Big Seven performer in 1949, Milton "Bus" Whitehead. The 6-10 center from Scottsbluff, Neb., also earned all-conference honors in 1950, when he averaged a then-school-record 15.7 points per game. Whitehead was named to the District V All-America team by Collier's Magazine. Whitehead also was the first Cornhusker selected to play in the East-West All-Star Game in New York City's Madison Square Garden. When he graduated, Whitehead held nine school scoring records.

Nebraska basketball experienced another drought beginning in 1950-51, with 15 consecutive losing seasons. Despite playing for a team that finished last in the Big Seven in 1952, Husker guard Jim Buchanan earned All-America and all-conference honors. And even though the late Jerry Bush, dubbed the "Big Bear of the Coliseum," never produced a winning team in his nine seasons as head coach at Nebraska, his colorful personality and uncanny ability to fashion upsets kept Cornhusker fans entertained.

The most dramatic upset during Bush's tenure as coach came on Feb. 22, 1958, against Kansas. The Jayhawks featured 7-foot center Wilt Chamberlain and were ranked fourth in the nation when they came to Lincoln. Earlier in the season, the Jayhawks had defeated the Huskers, 102-46, at Lawrence, Kan., with Chamberlain matching Nebraska by scoring 46 points. Nebraska scored a 43-41 victory in the rematch, when 5-9 guard Jim Kubacki hit a 15-foot jump shot with two seconds remaining.

But that's only part of the drama. Kubacki, a senior from Toledo, Ohio, spent all but the final 6:53 of the game sitting on the bench in street clothes, forced there by a knee injury and the kind of fate from which legends are built. When the Cornhuskers' captain, Gary Reimers, left the game with leg cramps, Kubacki convinced Bush to let him suit up. Four minutes and seven seconds later, Kubacki went into the game. Two minutes and 44 seconds after that, he hit the winning shot.

Bush also had the distinction of coaching the school's first 1,000-point scorer, guard Herschell Turner, who came from Indianapolis, Ind., where he was rated the second-best high school player in the state as a senior, behind only crosstown-rival Oscar Robertson. Turner earned All-America honors in 1959 and followed with All-Big Eight honors in 1960 and ended his Cornhusker career with 1,056 points.

Following the 1962-63 season, Bush was replaced as head coach by Joe Cipriano, who brought the nickname "Slippery Joe" and up-tempo basketball to the Coliseum. His teams pressed full-court and ran a fast-break offense, which led the Big Eight in scoring average in 1966, 1967 and 1968.


Cipriano's first two teams had a combined record of 17-33. But his third team, in 1965-66, was one of the most successful in school history, finishing 20-5 and second to Kansas in the Big Eight. All-Big Eight guard Grant Simmons, the first Cornhusker to earn academic All-Big Eight honors, was the team's leader.

The 1966-67 team finished 16-9 and made the school's first appearance in the 16-team National Invitation Tournament, played at New York City's Madison Square Garden. Guard Stu Lantz was a two-time All-Big Eight pick and led the Cornhuskers in scoring and rebounding in both 1966-67 and 1967-68.

Guard Marvin Stewart and center Chuck Jura earned All-Big Eight honors for Cipriano in 1971 and 1972, respectively. Guard Jerry Fort, who finished his career with a then-school-record 1,882 points, was the first Nebraska player chosen first-team all-conference three times, from 1974 through 1976. With Fort's leadership, Nebraska began a string of 14 winning seasons.

In the fall of 1976, Cornhusker basketball moved out of the Coliseum and into the state-of-the-art Bob Devaney Sports Center. Located on the State Fairgrounds, the \$13 million athletic complex was financed by a special cigarette tax.

Cipriano coached Nebraska to another 20-victory season in 1977-78. The Cornhuskers, led by All-Big Eight guard Brian Banks, finished with a 22-8 record and advanced to the second round of the NIT. Despite failing health – a battle against cancer that he finally lost – Cipriano



Andre Smith was the Big Eight Player of the Year for Nebraska in 1981.

shared coaching duties with his assistant, Moe Iba, in 1979-80, and took Nebraska to the NIT again. For their efforts, the duo shared United Press International Big Eight Coach-of-the-Year honors.

Cipriano brought Nebraska into the modern era, coaching 17 seasons and 450 games. His record was 253-197, and those 253 victories represent nearly one-fifth of Nebraska's all-time total. Following Cipriano's death, Iba was named head coach, and he continued Cipriano's winning ways. In Iba's six seasons on the bench, Nebraska was 106-71 and advanced to postseason play four times.

Center Andre Smith was the 1981 Big Eight MVP and twice earned All-Big Eight honors. However, it was the late Jack Moore, a 5-10 playmaker from Muncie, Ind., who captured the hearts of Nebraska fans from 1980 through 1982. Moore earned All-Big Eight honors in 1982, when he won the Naismith Award, given annually to the nation's top player under 6-feet tall. The first three-time academic All-Big Eight pick in Nebraska history, Moore scored 1,204 points and hit .901 from the free throw line during his career.

The cornerstone of Iba's teams from 1983 through 1986 was Omaha, Neb., native Dave Hoppen, a three-time All-Big Eight center and the first Nebraska basketball player to have his jersey number (42) retired by the school. In 1982-83, Hoppen's freshman season, the Cornhuskers were 22-10 and won three games in the NIT before losing to DePaul in the semifinals at Madison Square Garden. The Cornhuskers returned to the NIT each of the next two seasons, advancing to the second round both times.

Hoppen's college career, though, was ended by a knee injury he sustained in a game at Colorado on Feb. 1, 1986. He finished as the school's all-time scoring leader with 2,167 points and broke or tied 19 school records during his four-year stay. After Hoppen's injury, Iba's team regrouped and went on to earn the school's first-ever "official" NCAA Tournament berth. Nebraska lost to Western Kentucky in the first round of the Southeast Regional, 67-59. Following the game, Iba announced his resignation.

On March 27, 1986, Danny Nee was officially introduced as Nebraska's 24th basketball coach. During a news conference to announce his hiring, Nee said a "new era" in Cornhusker basketball was beginning.

Nee's 14 teams appeared in postseason play 11 times and topped the 20-victory mark in seven seasons. In his first season, Nebraska was 21-12 and finished third in the NIT.

After a 13-18 record in his second season, the Cornhuskers got back over the .500 mark with a 17-16 record in 1988-89 and advanced to the second round of the NIT.

Nebraska missed the school single-season record for losses by one in 1989-90 (10-18), then won a school-record 26 games, with only eight losses, in 1990-91. The Cornhuskers reached the Big Eight Tournament championship game for the first time and advanced to the NCAA Tournament, losing to Xavier 89-84 in the first round of the regionals at Minneapolis, Minn.

The 1990-91 team included two first-round NBA draft picks, senior Rich King and redshirt freshman Eric Piatkowski. The 7-2 King was the tallest player in Cornhusker history.

Piatkowski, Nebraska's sixth-man in 1990-91, went on to win first-team all-conference



Nebraska won its only Big Eight Tournament title during the 1994 season as the Huskers won three straight over Oklahoma, No. 3 Missouri and No. 23 Oklahoma State.

honors twice. He ranks second on the Cornhuskers' career-scoring list with 1,934 points, and he is the only Nebraska player to finish with at least 1,900 points, 600 rebounds (669) and 300 assists (322). In 2006, Piatkowski became the third Husker, joining Hoppen and Stu Lantz (No. 22), to have his jersey number (52) retired.

Three more NCAA Tournament appearances followed the record-shattering 1991 season. In 1992-93, the Huskers registered their highest league finish under Nee by tying for second in the Big Eight.

In addition to reaching the NCAA Tournament for a fourth consecutive season and recording back-to-back 20-victory seasons for the first time in school history, Nee's 1993-94 team made history by winning the school's first Phillips 66 Big Eight Tournament title. The Cornhuskers defeated Oklahoma, Missouri and Oklahoma State, in that order, to earn the tournament championship.

Nebraska's NCAA Tournament run ended at four in 1994-95, but the Huskers kept their postseason streak alive with an NIT berth, advancing to the second round. The 1995-96 team struggled down the stretch but was back in the NIT and capped its season with a run to the tournament title.

The Huskers won two games on the road and scored more than 80 points in four of their five postseason games. They finished with a 60-56 victory against St. Joseph's at Madison Square Garden.


"The NIT run was incredible when you look at the teams we beat and how we beat them," Nee said after the remarkable run. "I don't care what anybody says, it was domination."

The 1996 NIT championship team was one of the most talented in school history. Two future NBA players, Erick Strickland and 1998 first-round draft pick Tyrone Lue, were in the backcourt. And two other players on the team scored 1,000 career points, Jaron Boone and freshman Venson Hamilton, who would finish his career in 1999 as the school's all-time leading rebounder and shot-blocker.

Lue's contributions as a freshman to the NIT championship team were only a preview of what was to come. The lightning-quick, 6-0 point guard finished his career as the seventh-leading scorer in school history, and he ranked in the top 10 in 12 other career categories. His leadership carried the 1996-97 Cornhusker team, the first to play in the Big 12, to another NIT



Nebraska won the 1996 NIT title at Madison Square Garden. It was the third time since 1980 that the Huskers reached at least the NIT semifinals.



Venson Hamilton was the second Husker to be named conference player of the year when he earned the award in 1999.

appearance.

Behind a late-season run, which included Nebraska's longest conference winning streak in 20 years, Nee's 12th team finished fourth in the Big 12 and returned to the NCAA Tournament. The bid was the Cornhuskers' fifth during the 1990s and extended the school-record postseason run to eight.

The streak reached nine in 1999, as the Cornhuskers just missed an NCAA Tournament bid and advanced to the second round of the NIT. In the process, NU reached the 20-victory mark for a second consecutive season, and Hamilton was named Big 12 Player of the Year.

The optimism that preceded the 1999-2000 season, Nee's last, quickly faded with the loss of guard Cookie Belcher, who was sidelined by a wrist injury and forced to take a medical redshirt. The Cornhuskers were off-balance almost from the beginning of the season and fell far short of expectations.

Even though Nee became the winningest coach in school history in 1999-2000, getting victory No. 254 to pass Joe Cipriano in the Cornhuskers' final home game against Colorado, his final team finished with an 11-19 record. The 19 losses tied for the most in school history.

With then-Director of Athletics Bill Byrne setting his sites on bringing NU basketball back to national prominence, he hired Barry Collier as the Cornhuskers' new coach on April 5, 2000. In Collier's first season with the Huskers, Nebraska finished with a 14-16 mark as Belcher returned to the lineup and earned second-team All-Big 12 Conference honors while finishing third in NCAA history for career steals with 353.

In Collier's fourth season, Nebraska ran to an 18-13 record and its first postseason bid in five years. Nebraska won its first two games in the 2004 NIT, including an exhilarating 71-70 road victory over in-state foe Creighton in the opening round. After a home-court victory over Niagara, the Huskers' season came to an end three days later in a valiant effort at Hawaii when NU came back from 17 points down at halftime to tie the game at the first media timeout of the second period before eventually falling by a point.

Nebraska struggled the following season but an influx of young talent helped the Huskers move forward. Freshman 6-11 center Aleks Maric made an immediate impact as he broke the NU freshman rebounds record and ranked in the rookie top 10 for blocked shots. Maric – the first Australian to ever play basketball for the Huskers – was a force in the paint as he tied the school freshman record for double-doubles. It was a sign of good things to come as he finished his four-year career ranked fifth all-time in scoring and was only the second Husker ever to record at least 1,000 career rebounds.

NU made its second postseason appearance in three years in 2006 before finishing with a 19-14 record. It was the most wins under Collier and the first time his Huskers won a game at the Big 12 Championship as NU reached the semifinals of the conference tourney for the first time since winning the Big Eight Tournament title in 1994.

Collier looked to have a solid base in place for 2006-07 before abruptly resigning in early

August to take the position of athletic director at his alma mater, Butler University, ending his career at Nebraska with an 89-91 overall record.

The late opening posed little challenge for Nebraska as one week later, on Aug. 8, 2006, Kenneth 'Doc' Sadler was introduced as the 26th head coach in program history. Sadler's forte on the defensive end helped the Huskers to three postseason appearances in his first five years at Nebraska.

Nebraska finished first in the Big 12 and 18th nationally in scoring defense in 2007-08, allowing just 60.7 points per game. Sadler's specialty was highlighted again in 2008-09 as the Huskers proved it was no fluke, claiming another first-place defense in the league while ranking 22nd nationally by giving up just 60.4 points per contest. It was the second-lowest total in the Husker record book since 1951, giving Sadler-coached squads three of the top four Husker scoring defenses in the past half century. In 2010-11, Nebraska led the Big 12 for the third time in four seasons, allowing just 60.5 points per game and ranking seventh nationally in field goal defense (.389).

The Huskers' 20-13 record in 2007-08 included a 7-9 record in league play, after starting the Big 12 campaign with an 0-4 mark. In 2008-09, Sadler helped Nebraska continue its upward trend with eight league victories, marking NU's first .500 record in conference play in a decade. Nebraska's 2010-11 season was highlighted by wins over three ranked teams, including No. 3 Texas, as the victory over the Longhorns was marked the highest ranked team Nebraska had defeated since 1994.

The 2011-12 season began a new era for Nebraska basketball, as the Huskers joined the Big Ten Conference. The conference is annually one of the best leagues in the country, sending seven teams to the NCAA Tournament in 2010-11. The 2011-12 season also marked the opening of the Hendricks Training Complex, an 84,000-foot training facility for the Husker basketball program which includes practice courts, locker room, team lounge, offices as well as strength and nutrition areas, giving Nebraska one of the best facilities in the nation.

Following the 2011-12 season, Nebraska moved into a different direction as Athletic Director Tom Osborne chose Tim Miles to run the basketball program. A proven program builder at each of his previous stops, Miles came to Nebraska after serving as the head coach at Colorado State University. Miles guided a short-handed roster to 15 wins in his first season, including the program's first-ever Big Ten Tournament win, and has worked tirelessly to build Nebraska's basketball brand.

The 2013-14 season begins another for the Huskers, as NU moves into the \$179 million dollar Pinnacle Bank Arena in downtown Lincoln. The combination of Miles' efforts and a brand new basketball facility led to the announcement in May of 2013 that all 15,000 season tickets for the upcoming season were presold - a first in the program's 118-year history.



Aleks Maric finished his career ranked fifth all-time in scoring and second in rebounding, becoming only the third player in Big 12 history to record at least 1,600 points and 1,000 rebounds in a career.

ALL-TIME LETTERWINNERS

Note: Lettermen lists are not available for 1894, 1895, 1897, 1904 and 1906. The year listed is for the year in which the season ended. For example 1918 represents the 1917-18 season. Hometowns are listed, when available. If you have any updates or corrections, email them to sportsinfo@huskers.com.

A A A

Adkins, R.F., 1918
 Akromis, Bernard, 1951..... Omaha, Neb.
 Almeida, Andre, 2011-13.....Sao Paulo, Brazil
 Alexander, Boyd Amberson, 1910.....Superior, Neb.
 Amen, Paul, 1936-37-38..... Lincoln, Neb.
 Anderson, Chuck, 1980.....North Platte, Neb.
 Anderson, Kenneth, 1947-49.....Creston, Iowa
 Anderson, R.D., 1899
 Anderson, R.R., 1900
 Anderson, Ryan, 2007-08-09-10.....Seattle, Wash.
 Anderson, W.E., 1899-1900
 Andresen, Roy H., 1925-26-27.....Bloomfield, Neb.
 Antulov, Bob, 1964.....New York City, N.Y.
 Artman, Allan, 1942-43-44.....Kearney, Neb.
 Arwood, Jim, 1956-57-58.....Fostoria, Ohio
 Augustine, Kevin, 2001.....Santa Ana, Calif.

B B B

Baack, Tom, 1966-67-68..... Ft. Wayne, Ind.
 Babson, (no first name), 1901
 Badgett, Terrance, 1993-94-95-96..... Omaha, Neb.
 Bailey, Russell M., 1919-20-21.....Carleton, Neb.
 Bailous, Anthony, 1986-87.....Los Angeles, Calif.
 Baker, Howard, 1935-36-37.....Grand Island, Neb.
 Balham, Chris, 2007-08-09.....Kansas City, Kan.
 Banks, Brian, 1976-77-78-79.....Hammond, Ind.
 Bargaen, Jed, 1988-89.....Lincoln, Neb.
 Barger, Gerald, 1932.....Ashland, Neb.
 Barry, Donald, 1946

Barth, Phil, 1960.....Omaha, Neb.
 Beerle, Wilmer J., 1924-25-26.....Omaha, Neb.
 Beers, Frank R., 1905.....Osage, Neb.
 Bekins, Melvin, 1920-21.....Omaha, Neb.
 Belcher, Cookie, 1997-98-99-01.....Mexico, Mo.
 Belka, Robert, 1933.....Crete, Neb.
 Bell, Dwight D., 1907-08-09.....Lincoln, Neb.
 Bell, Paul T., 1905-07-08.....Lincoln, Neb.
 Benedict, Maurice, 1903.....Lincoln, Neb.
 Beranek, Drake, 2011.....Ravenna, Neb.
 Berwald, Lance, 1980-81.....Minneapolis, Minn.
 Best, Tom, 1993-94.....South Holland, Ill.
 Black, Leo, 1924-25.....Grand Island, Neb.
 Bloss, Dale, 1945.....Wayne, Neb.
 Boeker, Justin, 2001-02.....Houston, Texas
 Bohac, Adam, 2001-02-03-04.....Kimball, Neb.
 Boich, Arnold, 1955.....Peoria, Ill.
 Booker, Kenny, 2000.....Clarksdale, Miss.
 Boone, Jaron, 1993-94-95-96.....Salt Lake City, Utah
 Borschlegl, Larry, 1963-64.....Geneva, Neb.
 Boswell, Hubert, 1932-33.....Lincoln, Neb.
 Bottorf, John, 1942-43.....Lincoln, Neb.
 Bowers, Bill, 1960-61-62.....Lincoln, Neb.
 Bradford, Steffon, 2000-01.....Clewiston, Fla.
 Branch, Nate, 1965-66-67.....Palo Alto, Calif.
 Brand, Daniel, 1956.....Bellevue, Neb.
 Brooks, Jim, 1969.....Akron, Ohio
 Brooks, Melvin, 1994-95.....Elizabeth City, N.C.
 Brothers, Ralph, 1896
 Brown, Burton, 1943.....Lincoln, Neb.
 Brown, Darren, 1986.....Detroit, Mich.
 Brown, John, 1926-27-28.....Lincoln, Neb.
 Brown, Joseph, 1946-47-48-50.....Nashville, Tenn.
 Bryan, Tom, 1969-71.....Fort Recovery, Ohio
 Buchanan, Demetrius, 1985.....South Bend, Ind.
 Buchanan, Henry T., 1987-88.....Muncie, Ind.
 Buchanan, James, 1950-51-52.....Ft. Wayne, Ind.

Buckendahl, Ross, 1999-2000-02...Battle Creek, Neb.
 Buel, Duane, 1954-55-56.....Malcolm, Neb.
 Burbach, Chad, 1997-98.....Columbus, Neb.
 Burke, A.G., 1896
 Burrus, Russell M., 1905-07-08.....Lincoln, Neb.
 Buuck, A. Allen, 1960-61.....Ft. Wayne, Ind.

C C C

Cahill, John, 1959.....Dakota City, Neb.
 Caldwell, James, 1977.....Cottonport, La.
 Campbell, Henry W., 1916-17
 Campbell, Willie, 1965-66-67.....Seattle, Wash.
 Carman, Frank D., 1921-22.....Minden, Neb.
 Carr, Brian, 1984-85-86-87.....Muncie, Ind.
 Carrier, Sam, 1911-12-13.....Omaha, Neb.
 Cassidy, Fred, 1943.....Lincoln, Neb.
 Cauble, Ken, 1968-69-70.....Midland, Texas
 Cebun, Harold, 1964.....Houston, Texas
 Cech, Henry, 1948-49-50.....Berwyn, Ill.
 Cerv, Bob, 1947-48-49-50.....Weston, Neb.
 Chalk, Leroy, 1969-70-71.....Big Sandy, Texas
 Chambers, Phil, 1975.....Denver, Colo.
 Chandler, Derrick, 1992-93.....Mitchellville, Md.
 Chesnut, Ben, 2001.....Omaha, Neb.
 Christine, Cal, 1971-72-73.....Sterling, Neb.
 Chubick, Bruce, 1991-92-93-94.....Atkinson, Neb.
 Clemmons, Brennon, 2002-03.....Indianapolis, Ind.
 Cloudy, Stan, 1983-84.....Center, Texas
 Coard, Eric, 1975-76-77.....Washington, D.C.
 Cochran, Cary, 1999-2000-01-02.....Minden, Iowa
 Coker, Fred, 1974.....Redondo Beach, Calif.
 Collins, J.C., 1917
 Collins, Ray, 1979-80-81-82.....Chicago, Ill.
 Conklin, Brian, 2001-02-03-04.....Hubbard, Ohio
 Conklin, Leonard N., 1931.....Minatare, Neb.
 Cook, Thomas, 1946.....Culver, Ind.
 Copple, Leland, 1932-33-34.....Rosalie, Neb.
 Cortelyou, Spencer, 1899-1900-01-02...Omaha, Neb.
 Coufal, Norman, 1955-56.....David City, Neb.
 Cox, Larry, 1974-75-76.....Denver, Colo.
 Cox, Rodney, 1947-48-49.....Lincoln, Neb.
 Cozier, Kenneth J., 1923-24.....Aurora, Neb.
 Cresswell, Chris, 1990-91-92.....Merced, Calif.
 Cunningham, Bill, 1979.....Ft. Wayne, Ind.
 Curran, Sammy, 1980.....Liberal, Kan.

D D D

Dagunduro, Ade, 2008-09.....Inglewood, Calif.
 Damm, Jim, 1966-67-68.....Bellflower, Calif.
 Davey, G. Seldon, 1930-31.....Lincoln, Neb.
 Davison, Charles Minot, 1931-32.....Lincoln, Neb.
 Davison, Matt, 2000.....Tecumseh, Neb.
 Day, Bernard, 1986-87.....Washington, D.C.
 Despot, Srebrecko, 1978.....Zagreb, Yugoslavia
 Dewitz, Rufus, 1924.....Stanton, Neb.
 Diaz, Jorge Brian, 2010-11-12...Caguas, Puerto Rico
 Dock, Titus, 1984.....Perkins, Ga.
 Doebele, Dudley, 1956-57.....Elmwood, Neb.
 Dohrmann, Elmer, 1936-37-38.....Staplehurst, Neb.
 Dolezal, Eric, 1989.....La Porte, Ind.
 Dourisseau, Jason, 2003-04-05-06.....Omaha, Neb.
 Downing, Greg, 1980-81-82-83.....Duluth, Minn.
 Drevo, Andrew, 2003-04.....Lincoln, Neb.
 Dworak, Thomas, 1944.....Lincoln, Neb.

E E E

Ebaugh, Floyd, 1936-37-38.....Superior, Neb.
 Eckelman, Eric, 1979.....Muncie, Ind.
 Edwards, Alonzo, 2009.....Houston, Texas
 Ekstrom, Fred, 1924-25-26.....Newman Grove, Neb.
 Ekwall, Rex, 1955-56-57.....Holmesville, Neb.
 Eldridge, Bruce, 1918.....Omaha, Neb.
 Elliott, Newell J., 1903.....Beatrice, Neb.
 Elliott, Robert, 1937-38-39.....West Point, Neb.
 Elliott, Thomas, 1926-27-28.....West Point, Neb.
 Elson, Kenneth, 1942-43.....North Platte, Neb.

Empkey, Frank, 1966-67.....Omaha, Neb.
 Enright, Mark, 1974.....Cedar Rapids, Iowa
 Enright, Roy, 2003.....Omaha, Neb.
 Erwin, Steve, 1973-74-75.....Laurel, Neb.
 Extram, LeGrant, 1952.....Holdrege, Neb.

F F F


Fagler, Willard, 1952-53-54-55.....Harvard, Neb.
 Farmer, Tony, 1991.....Los Angeles, Calif.
 Ferguson, J. Malcolm, 1903.....Aurora, Neb.
 Fitzgibbon, Kimani, 2000-01.....Kingston, Jamaica
 Fields, Rodney, 2000-01.....Tampa, Fla.
 Fisher, Morris, 1929-30-31.....Lincoln, Neb.
 Fitz, Don, 1939-40-41.....Lincoln, Neb.
 Fitzgibbon, John, 1941-42-43.....Tobias, Neb.
 Fitzpatrick, Wilson, 1958.....Marshall, Mo.
 Florence, Larry, 1997-98-99-2000.....Phenix City, Ala.
 Flothow, Paul, 1917.....Omaha, Neb.
 Flynn, W.H., 1917
 Ford, Kedrick, 2001-02.....Macon, Ga.
 Fort, Jerry, 1973-74-75-76.....Chicago, Ill.
 Fox, Mike, 2010-11-12.....Beatrice, Neb.
 Frank, Owen, A., 1911-12.....Grand Island, Neb.
 Fredstrom, Paul, 1952-53.....Lincoln, Neb.

G G G

Gallegos, Ray, 2010-11-13.....Salt Lake City, Utah
 Galter, Morris, 1944.....Lincoln, Neb.
 Gardner, Charles H., 1916
 Gardner, J., 1916
 Garner, Bernard, 1996-97.....Many, La.
 Gates, Bob, 1950.....Lincoln, Neb.
 Gerelick, Philip, 1926-27.....Omaha, Neb.
 Gerhart, Harold, 1918.....Newman Grove, Neb.
 Geter, Lewis, 1990.....Columbus, Ohio
 Gibson, James P., 1911-12.....Holdrege, Neb.
 Gillilan, Charles, 1919.....Hardy, Neb.
 Gilreath, Ivan, 1981.....Omaha, Neb.
 Glock, Jason, 1992-94-95-96.....Wahoo, Neb.
 Goetze, Hartmann, 1940-41-42.....St. Joseph, Mo.
 Gohde, George H., 1928.....Lincoln, Neb.
 Good, Joseph, 1951-52-53.....Lincoln, Neb.
 Goodson, Orr, 1924-25.....Lincoln, Neb.
 Grace, Harvey, 1928-29-30.....Mascot, Neb.
 Gratopp, Bob, 1968-69-70.....Geneva, Neb.
 Graves, Allen, 1958.....Lincoln, Neb.
 Gregory, Amos, 1993.....Nashville, Tenn.
 Gregory, Tom, 1971-72.....Fullerton, Calif.
 Gribble, George, 1942.....Greenwood, Neb.
 Grimm, Lloyd, 1937-38-39.....Omaha, Neb.
 Grupe, Ivan, 1961-62-63.....Byron, Neb.
 Gutleben, J.S., 1896

H H H

Hagensick, Edmund H., 1902-03-04-05...Lincoln, Neb.
 Hagensick, Harry E., 1902.....Lincoln, Neb.
 Hahn, Robert, 1945.....Fremont, Neb.
 Hale, Leland, 1935-36-37.....Lincoln, Neb.
 Hamilton, Venson, 1996-97-98-99...Forest City, N.C.
 Hankins-Cole, Quincy, 2010.....Roosevelt, N.Y.
 Hanzlik, M., 1912-14
 Hare, Fred, 1965-66.....Omaha, Neb.
 Hare, Jerry, 1954.....Grand Island, Neb.
 Harley, Steve, 2008-09.....Temple Hills, Md.
 Harriman, Brant, 1998.....Mason City, Iowa
 Harris, Lee, 1972.....Omaha, Neb.
 Harris, Rickey, 1974-75-76-77.....Denver, Colo.
 Harry, Robert, 1958-59-60.....York, Neb.
 Hartley, Harold S., 1921.....Harvard, Neb.
 Haskell, Ross K., 1912-13-14
 Hassler, Francis, 1943.....McCook, Neb.
 Hawkins, Earl, 1913-14-15.....Oshkosh, Wis.
 Hay, John, 1940-41.....Lincoln, Neb.
 Hayes, Carl, 1990-91-92.....Chicago, Ill.
 Hecox, Fred, 1945-46.....Cozad, Neb.
 Hedberg, Curt, 1975-77-78-79.....Lincoln, Neb.



Floyd Ebaugh helped the Huskers win the 1936 Big Six Conference title and was a three-year performer for Nebraska from 1936 to 1938.

Heimos, Dan, 2002-03..... Waterloo, Ill.
 Heinzelman, Robert, 1942-43..... Falls City, Neb.
 Held, Sidney, 1940-41-42..... Lincoln, Neb.
 Henrion, Walter, 1932-33..... Wichita, Kan.
 Henry, Sek, 2007-08-09-10..... Los Angeles, Calif.
 Hester, Wayne, 1958-59-60..... Lincoln, Neb.
 Hewitt, Irenaeus P., 1902-03..... Lincoln, Neb.
 Hilliard Jr., Corey, 2012..... Kansas City, Mo.
 Hiltner, Arthur H., 1910-11-12..... Lincoln, Neb.
 Hiltner, Walter G., 1903..... Lincoln, Neb.
 Hinckley, Ryan, 1997..... Pocatello, Idaho
 Hoar, J.W., 1903-05-07..... Lyons, Neb.
 Hoemann, Vic, 1945..... Newell, Iowa
 Hoffman, J.F., 1991-92..... Cambridge, Neb.
 Hokuaf, Stephen, 1930-31-33..... Crete, Neb.
 Holder, Allen, 1976-77..... Las Vegas, Nev.
 Holley, Myles, 2010..... Norfolk, Va.
 Hollins, Kenneth, 1944-45..... Valley, Neb.
 Holm, Elmer, 1927-28-29..... Omaha, Neb.
 Holmes, Joe, 1999..... Seat Pleasant, Md.
 Hoppen, Dave, 1983-84-85-86..... Omaha, Neb.
 Howard, Terry, 1957..... Elkhorn, Neb.
 Howard, Warren, 1914..... Omaha, Neb.
 Hubka, Ernest, 1918..... Virginia, Neb.
 Hugg, Ed, 1914-15-16..... Cambridge, Neb.
 Hughes, Brett, 1982-83..... Waterloo, Ind.
 Hughes, Michael, 1992..... Peoria, Ill.
 Hussey, John W., 1920..... Cambridge, Neb.
 Hutchinson, W.C., 1910-11..... Lincoln, Neb.
 Hyde, Leslie E., 1913..... Lincoln, Neb.

III
 Ideus, Chad, 1996..... Adams, Neb.
 Ingersoll, Arthur E., 1909-10..... Tescumseh, Neb.


JJJ
 Jackman, Bill, 1985-86-87..... Grant, Neb.
 Jackson, Don, 1973..... Chatsworth, Calif.
 Jackson, Jack, 1939..... Omaha, Neb.
 Jackson, Stanley, 1977..... Las Vegas, Nev.
 Jackson, Wm. Carl, 19 18-19..... Lincoln, Neb.
 Jaeger, Chad, 1994..... Lexington, Neb.
 Jensen, Clifford, 1930..... Omaha, Neb.
 Jeter, Lance, 2010-11..... Beaver Falls, Pa.
 Johnette, Michael, 1997-98..... Omaha, Neb.
 Johnson, Bill, 1987-88..... Plainview, Neb.
 Johnson, Chad, 1998-99..... Monticello, Fla.
 Johnson, Eric, 1988-89..... Brooklyn, N.Y.
 Johnson, Handy, 1982-83..... Chicago, Ill.
 Johnson, Jamar, 1992-93-94..... Elkhart, Ind.
 Johnson, Lenard, 1982-83..... Kirkwood, Mo.
 Johnson, Nate, 2003-04..... Kansas City, Kan.
 Johnson, William, 1952-53-54..... Lincoln, Neb.
 Jones, Charles, 1962-63-64..... Washington, D.C.
 Jones, Eshaunte, 2010-11..... Fort Wayne, Ind.
 Jones, Wilbur A., 1910..... Omaha, Neb.
 Jungmeier, Walter, 1920..... Lincoln, Neb.
 Jungmeier, Wesley, 1920..... Lincoln, Neb.
 Jura, Chuck, 1970-71-72..... Schuyler, Neb.

KKK
 Kacer, Oldyn, 1919..... Crete, Neb.
 Karn, Matt, 2010-11..... Philpot, Ky.
 King, Lyle, 1940-41-42..... Lincoln, Neb.
 King, Rich, 1988-89-90-91..... Omaha, Neb.
 Kipper, Paul, 1951..... Lincoln, Neb.
 Kirilin, Albert, 1947..... Havelock, Neb.
 Klepser, Merritt J., 1923-25-27..... Omaha, Neb.
 Knutzen, Owen, 1943..... Cedar Bluffs, Neb.
 Koca, Todd, 1988-89..... Papillion, Neb.
 Koehler, John P., 1901-02.....
 Koenig, Robert, 1945..... Yankton, S.D.
 Kohl, Adam, 1922..... Hastings, Neb.
 Korte, Robert, 1946..... Fairbury, Neb.
 Kortus, Joel, 1963-64-65..... Lincoln, Neb.
 Koster, George, 1931-32..... Lincoln, Neb.
 Kovanda, William, 1937-38-39..... Elk Creek, Neb.
 Kowalke, James, 1959-60-61..... Sioux City, Iowa
 Krake, Lee S., 1905-07..... West Point, Neb.

Krall, Robert, 1928-29..... Grand Island, Neb.
 Krenk, Nick, 2007-08-09..... Nebraska City, Neb.
 Kubacki, Jim, 1956-57-58..... Toledo, Ohio
 Kuhlman, Elza, 1944.....
 Kurkowski, Kye, 2012-13..... Grant, Neb.

LLL
 Lantz, Stuart, 1966-67-68..... Uniontown, Pa.
 Lawry, Anton, 1947-48-49-50..... Omaha, Neb.
 Lawson, Wm. Vinton, 1926..... Omaha, Neb.
 Leacox, Robert, 1935-36..... Shenandoah, Iowa
 Lebsack, Gayle, 1946-47..... Lincoln, Neb.
 Ledsome, Jim, 2006..... Severna Park, Md.
 Lee, Brendy, 1972-73-74..... Brush, Colo.
 Leitner, Roger, 1967-68..... McCook, Neb.
 Lenser, Kurt, 1932..... Hildreth, Neb.
 LeRossignol, Curt, 1971-72..... Lincoln, Neb.
 Letts, Madison, 1932..... St. Joseph, Mo.
 Lewandowski, Adolph J., 1928-29-30..... Chicago, Ill.
 Lively, Kelly, 1989-90-91..... Torrington, Wyo.
 Livingston, Dale, 1946..... Hastings, Neb.
 Livingston, Leslie, 1940-41-42.....
 Loder, Dwight, 1934..... Waverly, Neb.
 Logan, Chris, 1985-86..... Natchez, Miss.
 Lue, Tyrone, 1996-97-98..... Mexico, Mo.
 Lundholm, William, 1959..... Mt. Morris, Ill.
 Lunney, Kenneth, 1932-33-34..... York, Neb.

MMM
 MacFarlane, Dave, 1980..... Plattsmouth, Neb.
 Maclay, Donald, 1929-30-31..... Auburn, Neb.
 Malecek, Joseph, 1949-50..... Osage, Iowa
 Mann, Kyle, 1998..... Omaha, Neb.
 Manning, Pete, 1988-89..... Trenton, N.J.
 Maric, Aleks, 2005-06-07-08..... Sydney, Australia
 Markowski, Andy, 1996-97-98-99..... Ord, Neb.
 Marks, Kyle, 2006-07..... Riviera Beach, Fla.
 Marquiss, Warren, 1943..... Omaha, Neb.
 Marsh, Ricky, 1973-74..... New York, N.Y.
 Marshall, Harvey, 1985-86..... Jackson, Tenn.
 Martin, Sam, 1968-69-70..... Pawnee City, Neb.
 Martin, Val, 1976..... South Bend, Ind.
 Martz, Mike, 1984-85-86-87..... Beatrice, Neb.
 Mason, Paul, 1932-33-34..... Omaha, Neb.
 Matson, Charles E., 1896..... Wisner, Neb.
 Matzke, John, 1982-84-85-86..... Lincoln, Neb.
 Matzke, Stan, 1952-53-54-55..... Lincoln, Neb.
 Mauch, Arthur, 1931-32..... Bassett, Neb.
 Maxey Sr., Al, 1959-60..... Indianapolis, Ind.
 McCarty, Marques, 2002-03..... Sugarland, Texas
 McCray, Joe, 2005..... Fort Lauderdale, Fla.
 McCray, Toney, 2009-11-12..... Missouri City, Texas
 McDonald, Paul, 1977..... Chisholm, Minn.
 McPipe, Carl, 1976-77-78-79..... Hammond, Ind.
 McVicker, Mark, 1977-78-79-80..... Hastings, Neb.
 Menke, Trevor, 2012-13..... Beatrice, Neb.
 Mercier, Bob, 1951..... Lincoln, Neb.
 Mielenz, Frank, 1926..... Stanton, Neb.
 Miller, Cookie, 2008-09..... Charleston, W.V.
 Mitchell, Alvin, 1997..... Omaha, Neb.
 Moller, Cliff, 1969..... New York, N.Y.
 Moody, Keith, 1990-91..... Herndon, Va.
 Moore, Bob, 1978-79..... Pittsburgh, Pa.
 Moore, Curtis, 1984-85..... Mount Vernon, N.Y.
 Moore, Jack, 1979-80-81-82..... Muncie, Ind.
 Moore, James, 1984..... Omaha, Neb.
 Moore, Josiah, 2012..... Norcross, Ga.
 Moore, M.S., 1899.....
 Moore, Mikki, 1994-95-96-97..... Gaffney, S.C.
 Morrell, (no first name), 1912.....
 Morrison, C.C., 1899.....
 Morrison, C.E., 1896.....
 Moser, W.A., 1905-07.....
 Mosser, Cornelius, 1948..... Cambridge, Ohio
 Muhleisen, Jake, 2002-03-04-05..... Lincoln, Neb.
 Mulvaney, Charles, 1946..... Omaha, Neb.
 Munger, Glen, 1922..... Columbus, Neb.
 Munn, Glen B., 1929..... Lincoln, Neb.
 Munn, Glenn, 1928..... Lincoln, Neb.
 Munn, Monte, 1920-21..... Lincoln, Neb.



Bill Jackman totaled 500 points, 418 rebounds and 101 assists in his three-year Husker career.

Munson, Bob, 1971..... Bradford, Vt.
 Myers, C.B., 1914-15.....
 Myrthil, Gerard, 1978-79..... New York, N.Y.

NNN
 Naderer, Mike, 1978-79-80-81..... Scottsdale, Ariz.
 Nagl, (no first name), 1912.....
 Nannen, Lyle, 1956-57..... Syracuse, Neb.
 Nannen, Neil, 1962-63-64..... Syracuse, Neb.
 Neal Jr., Marcus, 2004-05..... Annapolis, Md.
 Nelson, Ben, 2007-08-09-10..... Atwater, Minn.
 Nelson, Douglas, 1944..... Wausa, Neb.
 Nelson, H., 1916-17.....
 Nelson, Lawrence, 1936..... Curtis, Neb.
 Nelson, Leif, 1996..... Riverside, Calif.
 Neubert, Keith, 1984-86-87..... Fort Atkinson, Wis.
 Newman, Richard, 1919-20-21..... Columbus, Neb.
 Newton, Bernard A., 1903..... Beaver City, Neb.
 Nielson, R., 1901.....
 Niemann, Christopher, 2011-12.....
Kühlungsborn, Germany
 Nissen, Al, 1970-71-72..... Miller, S.D.
 Novak, Terry, 1975-77-78..... Lincoln, Neb.
 Novak, Tom, 1972-73-74..... Lincoln, Neb.

OOO
 Olson, Carl, 1928-29..... Lincoln, Neb.
 Othmer, Kenneth, 1927-28..... Omaha, Neb.
 Owen, L.R., 1911.....
 Owens, Dapreis, 1989-90-91-92..... Mansfield, Ohio

PPP
 Page, Theodore, 1927..... Crete, Neb.
 Parker, Benny, 2013..... Kansas City, Kan.
 Parsons, Robert, 1936-37-38..... Lincoln, Neb.
 Parsons, Rollin, 1933-34-35..... Lincoln, Neb.
 Parsons, Ronald, 1957..... Cleveland, Ohio
 Patty, Jesse, 1919-20..... Omaha, Neb.
 Pearson, Brice, 1965..... San Mateo, Calif.
 Peltz, Mike, 2013..... Alliance, Neb.
 Perry, Harry O., 1908-09-10..... Lincoln, Neb.
 Perry, Marcus, 2006-07..... Anniston, Ala.
 Peterson, Arthur, 1945..... Millard, Neb.
 Peterson, Mike, 1970-71-72..... Omaha, Neb.
 Petrashek, G.L., 1909-10..... Humboldt, Neb.
 Petsch, Daryl, 1962-63-64..... Marysville, Kan.

Phifer, Ryan, 1997-98..... North Platte, Neb.
 Phillips, Albert, 1918..... Beatrice, Neb.
 Phipps, Hansel, 1931..... Whitman, Neb.
 Piatkowski, Eric, 1991-92-93-94..... Rapid City, S.D.
 Piatkowski, Troy, 1997-98-99..... Rapid City, S.D.
 Pickett, John, 1919-20..... Scottsbluff, Neb.
 Pierce, Robert, 1949-50-51..... Lincoln, Neb.
 Pillsbury, Melville P., 1899-1902..... Lincoln, Neb.
 Ping, Shang, 2008..... Haerbin, China
 Pincathley, Harry, 1939-40..... Lincoln, Neb.
 Placek, Emil E., 1896..... Wahoo, Neb.
 Ploetz, John, 1978..... Shorewood, Wis.
 Ponce, David, 1983-84..... San Jose, Calif.
 Poynter, Floyd, 1920.....
 Puelz, Dennie, 1962-63..... Lincoln, Neb.

RRR
 Ramos, Jose, 1991..... Miami, Fla.
 Randall, Albert, 1939-40-41..... Omaha, Neb.
 Raymond, Isaac P., 1902.....
 Reckwey, Kent, 1973-74-75..... Lincoln, Neb.
 Reid, Beau, 1988-89-90-91..... Lancaster, Ohio
 Reimers, Gary, 1956-57-58..... Millard, Neb.
 Reiners, Al, 1966..... Hastings, Neb.
 Rekegew, Jeff, 1987-88..... Kendallville, Ind.
 Renfro, Claude, 1981-82-83..... Winslow, Ariz.
 Renzelman, Gary, 1953-54-55..... Scottsbluff, Neb.
 Retherford, Claude, 1947-48-49..... French Lick, Ind.
 Reynolds, Harry Burch, 1919..... Lincoln, Neb.
 Reynolds, James, 2004..... Los Angeles, Calif.
 Richardson Jr., Charles, 2004-05-06-07..... Maywood, Ill.
 Richardson, Brandon, 2009-10-11-12 Los Angeles, Calif.
 Richardson, Ray, 1989-90..... South Bend, Ind.
 Riddell, Ted, 1917..... Beatrice, Neb.
 Riddlesbarger, William P., 1922-23..... Iowa City, Iowa
 Riehl, Tony, 1971-72-73..... Louisville, Ky.
 Ritchie, Max, 2013..... Nebraska City, Neb.
 Rivers, David, 2012-13..... Little Rock, Ark.
 Robinson II, John, 2001-02..... Channelview, Texas
 Robinson, Magnus, 1946..... Norfolk, Neb.
 Rooney, Patrick, 1944..... Brownville, Neb.
 Roots, Al, 1960-61..... Kansas City, Kan.
 Roy, William, 1955..... Berwyn, Ill.
 Russell, Robert C., 1920-22..... Washington, D.C.
 Russell, Thomas R., 1961-62..... Independence, Kan.
 Rutherford, Richard B., 1914-15-16..... Beatrice, Neb.



Clifford Scales helped the Huskers set a school record with 26 wins during the 1990-91 season. Scales averaged 10.2 points per games, as he was one of five Huskers who averaged double figures.

S S S

- Sallee, Chris, 1995-96Scottsdale, Ariz.
- Salomon, Cole, 2008-09Omaha, Neb.
- Sandbulte, Gerald, 1952-53Sioux Center, Iowa
- Sandstedt, James, 1946Omaha, Neb.
- Sauer, George, 1932-33Lincoln, Neb.
- Scales, Clifford, 1988-89-90-91Maywood, Ill.
- Scantlebury, Tom, 1968-69-70Oakland, Calif.
- Scarlett, Trent, 1982-83Las Vegas, Nev.
- Schleiger, Richard, 1947-48-49Omaha, Neb.
- Schliep, Bronsen, 2003-04-05-06Fairfield, Neb.
- Schmidt, A., 1908-09
- Schmidt, August C., 1909-10Lincoln, Neb.
- Schneider, Leo, 1946Rock Island, Ill.
- Schwindt, Andy, 1997Palos Verdes, Calif.
- Sealer, Joel, 1985-86-87Omaha, Neb.
- Seger, Fred, 1952-53-54Omaha, Neb.
- Shaver, Dan, 1966-67La Crecenta, Calif.
- Schellenberg, Elmer, 1918-19-20Beatrice, Neb.
- Shields, Paul, 1915-16Omaha, Neb.
- Shields, Paul, 1947-48Monrovia, Ind.
- Shields, Shavon, 2013Olathe, Kan.
- Shipwright, Richard, 1959Pender, Neb.
- Shoecraft, Jerry, 1979-80-81-82Muncie, Ind.
- Siegel, Bob, 1974-75-76-77Fairbury, Neb.
- Simmons, Grant, 1964-65-66Omaha, Neb.
- Simmons, Ron, 1966-67-68Sumner, Neb.
- Simms, Corey, 2002-03-04-05St. Louis, Mo.
- Sladovnic, Charles, 1962Omaha, Neb.
- Smaha, Clark, 1925-26-27Ravenna, Neb.
- Smith, Don, 1956-57-58Helena, Mont.
- Smith, Andre, 1978-79-80-81Chicago, Ill.
- Smith, Austin H., 1920-21-22
- Smith, Charles L., 1954-55-56Anderson, Ind.
- Smith, H.B., 1899
- Smith, Mike, 2007Bronx, N.Y.
- Smith, Richard, 1988Chicago, Ill.
- Smith, Ronnie, 1984-85Galveston, Texas
- Smith, Terry, 1982-83Moberly, Mo.
- Smith, Todd, 1999Milledgeville, Ga.
- Snyder, James, 1951Winchester, Ind.
- Sorensen, Harry, 1934-35-37Hardy, Neb.

- Spear, John, 1922Genoa, Neb.
- Spear, Wallace, 1918-19Genoa, Neb.
- Spears, Jerry, 1964-65Columbus, Ohio
- Spencer, Bo, 2012Baton Rouge, La.
- Sprague, Leon, 1926York, Neb.
- Srb, Richard, 1947-48-49Lincoln, Neb.
- Standhardinger, Christian, 2010Munich, Germany
- Stange, Drew, 1981-82Lincoln, Neb.
- Stebbins, (no first name), 1900
- Stegall, Shuan, 2004Stone Mountain, Ga.
- Steinbrook, Lee, 1995Columbus, Neb.
- Stewart, Marvin, 1969-70-71Chicago, Ill.
- Stipsky, Ed, 1931Hooper, Neb.
- Stone, Charles, 1967Oakland, Calif.
- Story, C.M., 1899
- Strahan, James, 1945Wayne, Neb.
- Strickland, Erick, 1993-94-95-96Bellevue, Neb.
- Stromer, Byron W., 1918Hanover, Neb.
- Strowbridge, Jay-R, 2007-08Ardmore, Ala.
- Stryker, Frank H, 1912-13Omaha, Neb.
- Surles, Chester, 1995-96Saginaw, Mich.
- Svehla, Matt, 1988-89Clarkson, Neb.
- Swank, George, 1959Mansfield, Ohio
- Swett, Rex, 1960-61-62Huron, S.D.

T T T

- Talley, Dylan, 2012-13Camden, N.J.
- Tallman, Frank, 1938-39-40Creston, Iowa
- Tangeman, Robert, 1944Gretna, Neb.
- Taylor, Ron, 1974-75Midland, Texas
- Theisen, Ralph, 1916West Point, Neb.
- Therien, Robert, 1939-40Lincoln, Neb.
- Thom, Jim, 1956Lincoln, Neb.
- Thomas, (no first name), 1901
- Thomas, Dwight P, 1918Lincoln, Neb.
- Thomas, Grant, 1938-39Kearney, Neb.
- Thomas, Ryan, 2000-01St. Joseph, Mich.
- Thomas, Wilson, 2001-02Omaha, Neb.
- Thompson, John, 1941-42-43Lincoln, Neb.
- Thornton, Marcus, 2001Rochester, N.Y.
- Tipton, Milo, 1923-24-25Tabor, Iowa
- Tipton, Paul W., 1922Tabor, Iowa

- Torrrens, Lee, 1969-70Bellevue, Neb.
- Truscott, Louis, 1999-2000Houston, Texas
- Turek, John, 2002-03-04-05Council Bluffs, Iowa
- Turner, Herschell, 1958-59-60Indianapolis, Ind.
- Tyrance, Jordan, 2012-13Lincoln, Neb.

U U U

- Ubel, Brandon, 2010-11-12-13Overland Park, Kan.
- Underwood, Clinton, 1912-13Omaha, Neb.
- Usher, Willard O., 1923-24-25Omaha, Neb.

V V V

- Vacanti, Charles, 1940Omaha, Neb.
- Van Poelgeest, Richard, 1987-88-89-90Ryswijk, Netherlands
- Vance, Deak, 1986Muncie, Ind.
- Velander, Paul, 2007-08-09Blacksburg, Va.
- Vick, Derrick, 1987-88Chicago, Ill.
- Vincent, William, 1962-63Omaha, Neb.
- Volz, Mathias G., 1923-24-25Omaha, Neb.
- Von Seggern, Dale, 1968-69-70Orchard, Neb.
- Vucetic, Sergej, 2013Vrbas, Serbia


W W W

- Wagner, Robert, 1967-68Erie, Pa.
- Wahlquist, George, 1933-35-36Hastings, Neb.
- Wald, Tom, 1995-96Brooklyn Park, Minn.
- Waln, Elmer, 1961Lincoln, Neb.
- Walker, B.J., 2006Cincinnati, Ohio
- Walker, Caleb, 2011-12Hutchinson, Kan.
- Walker, Danny, 2000Los Angeles, Calif.
- Walker, G.E., 1899
- Walker, Marcus, 2006Kansas City, Mo.
- Wall, Jan, 1960-61Lincoln, Neb.
- Walsh, Larry, 1950Ponca, Neb.
- Walsh, Walter W., 1907-08-09Lincoln, Neb.
- Walton, Kenny, 1981-82-83Indianapolis, Ind.
- Wampler, Lloyd, 1936Dorchester, Neb.
- Ward, Harrison, 1951Plainfield, Ind.
- Warfield, G.A., 1896

- Warren, (no first name), 1901
- Warren, Glen, 1921-22-23Lincoln, Neb.
- Waterman, R.L., 1900
- Watters, F.E., 1911
- Watts, Randy, 1971-72Richmond, Ky.
- Webb, Coley, 1964-65-66Elkhart, Ind.
- Weber, Don, 1952-53-54Estherville, Iowa
- Wells, William, 1954-57West Baden, Ind.
- Werner, Alton, 1937-38-39Kansas City, Mo.
- Wertz, L.E., 1917
- West, Tim, 1980Urbana, Mo.
- Whitaker, Henry, 1934-35-36St. Joseph, Mo.
- White, Anthony, 1984-85Wichita, Kan.
- White, Jamel, 2006Brooklyn, N.Y.
- Whitehead, Milton, 1948-49-50Scottsbluff, Neb.
- Wicklund, Andrew, 2008Colorado Springs, Colo.
- Widman, Harvey, 1934-35-36Mead, Neb.
- Wilbrand, Tony, 2003-04-05-06Alliance, Neb.
- Wilkinson, Wes, 2003-04-05-06Grand Island, Neb.
- Williams, Eric, 1980-81-83-84South Bend, Ind.
- Williams, Rodney, 1998Houston, Texas
- Willis, Stephen, 1975-76Indianapolis, Ind.
- Wines, Norman, 1950-51North Platte, Neb.
- Wilson, Dow, 1938Dow City, Iowa
- Wischmeier, B. Scott, 1932Turkey Creek, Neb.
- Witte, Willard, 1928-29-30Lincoln, Neb.
- Wood, Wilbur S., 1908-09-10Lincoln, Neb.
- Woolridge, Andre, 1993Omaha, Neb.
- Wortmann, Craig, 1999-2000Hartington, Neb.
- Wright, Earl, 1963-64Lincoln, Neb.
- Wyant, Harlan, 1924Newman Grove, Neb.

Y Y Y

- Yaffee, Irvin, 1939-40Omaha, Neb.
- Yates, James, 1961-64Randolph, Iowa
- Young, Max, 1941-42-43Lincoln, Neb.



Grand Island native Wes Wilkinson led the Huskers with 11.9 points and averaged 6.2 rebounds and 1.9 blocks per game as a senior in 2005-06 to help the Huskers reach the NIT.

HUSKER AWARD WINNERS

ALL-AMERICANS (8)

- 1913 Sam Carrier, Guard
- 1931 Don Maclay, Center
- 1933 Steve Hokuf, Guard
- 1936 George Wahlquist, Guard
- 1937 Robert Parsons, Guard
- 1952 James Buchanan, Guard
- 1959 Herschell Turner, Guard
- 1978 Carl McPipe, Center

ALL-CONFERENCE (43)

Missouri Valley (10)

- 1909 W.W. Walsh, Forward
- 1910 H.O. Perry, Forward
- 1911 J.P. Gibson, Forward
- O.A. Frank, Guard
- 1913 Ross Haskell, Forward
- Sam Carrier, Guard
- 1919 Carl Jackson, Forward
- 1925 Orr Goodson, Center
- Mathias "Mutt" Volz, Guard
- 1927 Clark Smaha, Forward

Big Six (8)

- 1930 Don Maclay, Center
- 1931 Steve Hokuf, Guard
- 1933 Steve Hokuf, Guard
- 1936 George Wahlquist, Forward
- 1937 Robert Parsons, Guard
- 1938 Robert Parsons, Guard
- 1941 Sid Held, Guard
- Don Fitz, Guard

Big Seven (4)

- 1949 Claude Retherford, Guard
- Milton "Bus" Whitehead, Forward
- 1950 Milton "Bus" Whitehead, Forward
- 1952 James Buchanan, Guard

Big Eight (18)

- 1960 Herschell Turner, Guard
- 1966 Grant Simmons, Guard



The second three-time all-conference player in NU history, Dave Hoppen finished his career with a school-record 2,167 points.

- 1967 Stuart Lantz, Guard
- 1968 Stuart Lantz, Guard
- 1971 Marvin Stewart, Guard
- 1972 Chuck Jura, Center
- 1974 Jerry Fort, Guard
- 1975 Jerry Fort, Guard
- 1976 Jerry Fort, Guard
- 1978 Brian Banks, Guard
- 1980 Andre Smith, Center
- 1981 Andre Smith, Center
- 1982 Jack Moore, Guard
- 1984 Dave Hoppen, Center
- 1985 Dave Hoppen, Center

- 1986 Dave Hoppen, Center
 - 1993 Eric Piatkowski, Guard
 - 1994 Eric Piatkowski, Guard
- Big 12 (3)**
- 1998 Tyronn Lue, Guard
 - 1999 Venson Hamilton, Center
 - 2008 Aleks Maric, Center

BIG EIGHT COACH OF THE YEAR (6)

- 1966 Joe Cipriano (AP)
- 1978 Joe Cipriano (UPI)
- 1980 Moe Iba (AP/UPI)
- Joe Cipriano (UPI)
- 1981 Moe Iba (UPI)
- 1991 Danny Nee (AP/UPI)

BIG EIGHT PLAYER OF THE YEAR (1)

- 1981 Andre Smith (AP/UPI)

BIG 12 PLAYER OF THE YEAR (1)

- 1999 Venson Hamilton (AP/Coaches)

BIG EIGHT FRESHMAN OF THE YEAR (1)

- 1993 Erick Strickland (AP/Coaches)

OLYMPIANS (2)

- 2012 Aleks Maric, Center (Australia)
- 2012 Ade Dagunduro, Guard (Nigeria)

WORLD UNIVERSITY GAMES (2)

- 1985 Dave Hoppen, Center (Silver)
- 1993 Eric Piatkowski, Guard (Gold)

WORLD CHAMPIONSHIPS (1)

- 1954 Bill Johnson, Forward (U.S., Gold)

22 & UNDER WORLD CHAMPIONSHIPS (1)

- 1997 Tyronn Lue, Guard (U.S., Fifth)

21 & UNDER WORLD CHAMPIONSHIPS (1)

- 2005 Aleks Maric, Center (Australia, Fourth)

U.S. OLYMPIC FESTIVAL (3)

- 1983 Dave Hoppen, Center (Bronze)
- Moe Iba, Coach, North (Bronze)
- 1991 Eric Piatkowski, Guard (Gold)

Note: Piatkowski was named to the 1991 U.S. Olympic Festival All-Tournament Team.

NABC ALL-STAR GAME (4)

- 1972 Chuck Jura, Center
- 1991 Rich King, Center
- 1994 Eric Piatkowski, Guard
- 2008 Aleks Maric, Center



After earning all-league honors as a junior, Tyronn Lue was a first-round NBA selection in 1998. During his collegiate career, he helped Nebraska to three postseason appearances and finished eighth in school history in scoring.



Danny Nee is the winningest coach in Nebraska history with 254 career victories over 14 seasons. A 2009 Nebraska Basketball Hall of Fame inductee, Nee was the Big Eight Coach of the Year in 1991 after leading NU to a school-record 26 victories.



Brandon Ubel ranked among the Big Ten leaders in both scoring and rebounding as a senior in 2012-13.

UBEL SELECTED AS JACK MOORE AWARD WINNER

Brandon Ubel was selected by a vote of his teammates as the Jack Moore Award winner, which is annually presented to the team's most valuable player. The award is named for late Husker guard Jack Moore, a 5-9 playmaker who set 17 school records in a career that ended in 1982. Moore was presented with the 1982 Francis Pomeroy-Naismith Award as the best collegiate player in the nation under six feet tall. A consensus All-Big Eight performer in 1982, Moore was killed in a plane crash in March of 1984.

Ubel, one of three senior captains in 2012-13, established personal bests with 11.5 points and a team-high 6.7 rebounds per game. He was seventh in the conference in rebounding and free throw percentage (80.2 pct) and 20th in scoring during his senior campaign, as he posted 22 double-figure scoring efforts and five games with at least 10 rebounds. His four double-doubles led the Huskers in 2012-13, while his 6.7 rebounds per game was the highest rebounding average by a Husker since the 2007-08 season. Ubel was at his best in the Big Ten Tournament, averaging 16 points, 7.5 rebounds and 3.0 assists per game in helping the Huskers reach the conference quarterfinals for the first time since 2009-10.

Ubel was a two-year starter and four-year letterwinner for Nebraska, and finished his Husker career with 893 points and 549 rebounds in 125 career games, ranking 36th in scoring and 20th in rebounding in Nebraska's 117-year history. Ubel was seventh all-time in games played while his 80.2 career percentage from the free throw line was fifth all-time and the best by a Husker big man.

In the classroom, he was a three-time academic all-conference selection and graduated in May of 2013. He is currently playing professionally in Belgium.

Jack Moore Award

Year	Player	Position	Year	Player	Position
1984-85	Dave Hoppen	Center	2001-02	Cary Cochran	Guard
1985-86	Dave Hoppen	Center	2002-03	Andrew Drevo	Forward
	Bernard Day	Forward	2003-04	Nate Johnson	Guard
1986-87	Brian Carr	Guard	2004-05	Joe McCray	Guard
1987-88	Henry T. Buchanan	Guard		Jason Dourisseau	Guard
1988-89	Eric Johnson	Guard	2005-06	Jason Dourisseau	Guard
1989-90	Clifford Scales	Guard		Wes Wilkinson	Forward
1990-91	Rich King	Center	2006-07	Charles Richardson Jr.	Guard
	Beau Reid	Forward		Marcus Perry	Guard
	Clifford Scales	Guard	2007-08	Aleks Maric	Center
1991-92	Jamar Johnson	Guard	2008-09	Paul Velander	Guard
1992-93	Eric Piatkowski	Forward	2009-10	Ryan Anderson	Guard
1993-94	Eric Piatkowski	Forward	2010-11	Lance Jeter	Guard
1994-95	Jaron Boone	Guard	2011-12	Brandon Richardson	Guard
1995-96	Erick Strickland	Guard	2012-13	Brandon Ubel	Forward
1996-97	Tyronn Lue	Guard			
1997-98	Tyronn Lue	Guard			
1998-99	Venson Hamilton	Center			
1999-2000	Larry Florence	Forward			
2000-01	Cookie Belcher	Guard			

COSIDA ACADEMIC ALL-AMERICANS (5)

- 1972 Chuck Jura, 3rd team
- 1981 Jack Moore, 2nd team
- 1984 John Matzke, 2nd team
- 1989 Beau Reid, 3rd team
- 1991 Beau Reid, 3rd team

POSTGRADUATE SCHOLARS (6)

- NCAA (5)**
- 1972 Al Nissen
 - 1986 John Matzke
 - 1987 Bill Jackman
 - 1991 Beau Reid
 - 2006 Bronsen Schliep

Big Eight (1)

- 1976 Kent Reckeway

Big 12 (1)

- 2006 Bronsen Schliep

ACADEMIC

ALL-CONFERENCE (59)

Big Eight (25)

- 1966 Grant Simmons, Guard
- 1972 Chuck Jura, Center
- 1974 Tom Novak, Guard
- 1975 Larry Cox, Forward/Center
- 1976 Larry Cox, Forward/Center
- 1978 Curt Hedberg, Forward
- 1979 Curt Hedberg, Forward
- 1980 Jack Moore, Guard
- 1981 Jack Moore, Guard
- 1982 Jack Moore, Guard
- 1984 John Matzke, Forward
- 1985 John Matzke, Forward
-
- 1986 Dave Hoppen, Center
-
- 1986 John Matzke, Forward
- Brian Carr, Guard
- 1987 Brian Carr, Guard
- Bill Jackman, Forward
- 1988 Henry T. Buchanan, Guard
- 1989 Beau Reid, Forward
- 1990 Rich King, Center
- 1991 Beau Reid, Forward

- 1992 Bruce Chubick, Forward
- 1993 Bruce Chubick, Forward
- 1994 Bruce Chubick, Forward
- 1995 Jason Glock, Guard

Big 12 (26)

- 1996 Leif Nelson, Center
- Erick Strickland, Guard
- 1997 Andy Markowski, Forward
- 1998 Andy Markowski, Forward
- 1999 Andy Markowski, Forward
- 2002 Cary Cochran, Guard
- Brian Conklin, Forward
- 2003 John Turek, Forward
- 2004* Adam Bohac, Guard
- Brian Conklin, Forward
- Jason Dourisseau, Guard
- Jake Muhleisen, Guard
- John Turek, Forward
- Tony Wilbrand, Center
- 2005 Jason Dourisseau, Guard
- Jake Muhleisen, Guard
- Bronsen Schliep, Forward
- John Turek, Forward
- Tony Wilbrand, Center
- 2006 Jason Dourisseau, Guard
- Bronsen Schliep, Forward
- Tony Wilbrand, Center
- 2007 Paul Velander, Guard
- 2008 Paul Velander, Guard
- 2009 Paul Velander, Guard
- Nick Krenk, Guard
- 2011 Brandon Ubel, Forward
- Ray Gallegos, Guard

Big Ten (8)

- 2012 Mike Fox, Forward
- Kye Kurkowski, Forward
- Trevor Menke, Guard
- Christopher Niemann, Center
- Brandon Ubel, Forward
- 2013 Kye Kurkowski, Forward
- Brandon Ubel, Forward
- Trevor Menke, Guard

*Big 12 record six first-team selections in 2004.
NOTE: No team selected from 1967 to 1971.



Beau Reid was a two-time Academic All-American at Nebraska during his playing career.


NEBRASKA'S 1,000-POINT SCORERS

THIS IS NEBRASKA | OUTLOOK | 2013-14 HUSKERS | COACHES | ADMINISTRATION | OPPONENTS | REVIEW | RECORDS | HISTORY | MEDIA

1. DAVE HOPPEN - 2,167 POINTS

6-11, 235, C, 1983-86, Omaha, Neb. (Benson)

Three-time All-Big Eight center Dave Hoppen finished his career as Nebraska's all-time leading scorer with 2,167 points. Hoppen, whose four-year collegiate career was cut short by a knee injury in a game at Colorado, Feb. 1, 1986, broke or tied 19 Nebraska records and five Big Eight marks during his standout career. A native of Omaha, Neb., Hoppen was the first player in Husker basketball history to have his jersey number (42) retired. Originally drafted by the NBA's Atlanta Hawks in the third round of the 1986 draft, he played with both Charlotte and Philadelphia, and a stint in the CBA. Hoppen was inducted into the Nebraska Basketball Hall of Fame in 1996.



Season	G-GS	FG-FGA	Pct.	FT-FTA	Pct.	Reb.-Avg.	TP-Avg.
1982-83	32-32	163-311	.524	119-159	.784	161-5.0	445-13.9
1983-84	30-30	220-367	.599	158-208	.760	207-6.9	598-19.9
1984-85	30-30	270-418	.646	164-210	.781	258-8.6	704-23.5
1985-86	19-19	151-245	.616	118-147	.803	147-7.7	420-22.1
Totals	111-111	1,804-1,341	.600	559-724	.772	773-7.0	2,167-19.5

2. ERIC PIATKOWSKI - 1,934 POINTS

6-7, 215, F, 1991-94, Rapid City, S.D. (Stevens)

One of only two players in school history to play on four consecutive NCAA Tournament teams, Eric Piatkowski finished his career as the second-leading scorer in school history with 1,934 points. The Most Valuable Player in the 1994 Phillips 66 Big Eight Tournament, Piatkowski had a school and tournament-record 42-point outburst in Nebraska's first-round victory over Oklahoma. A two-time, first-team All-Big Eight pick, Piatkowski averaged 21.5 points in his final season as a Husker, and became the first player in school history to score 1,900 points (1,934), grab 600 rebounds (669) and dish out 300 assists (322). A first-round draft pick of the NBA's Indianapolis Pacers, Piatkowski's draft rights were then traded to the Los Angeles Clippers, who he played with for eight seasons before joining the Houston Rockets during the summer of 2003. He was traded to the Chicago Bulls in the summer of 2004 and signed with the Phoenix Suns where he played his final three years in the league. Piatkowski's jersey No. 52 was retired by the Huskers in 2006, the same year he was inducted into the Nebraska Basketball Hall of Fame.




Season	G-GS	FG-FGA	Pct.	3Pt FG	Pct.	FT-FTA	Pct.	Reb.-Avg.	Pts.-Avg.
1990-91	34-1	128-275	.465	44-127	.346	72-86	.837	125-3.7	372-10.9
1991-92	29-28	144-338	.426	47-136	.346	79-109	.725	184-6.3	414-14.3
1992-93	30-30	178-367	.485	48-129	.372	98-129	.760	171-5.7	502-16.7
1993-94	30-30	226-456	.496	63-172	.366	131-165	.794	189-6.3	646-21.5
Totals	123-89	676-1,436	.471	202-564	.358	380-489	.777	669-5.4	1,934-15.7

3. JERRY FORT - 1,882 POINTS

6-3, 170, G, 1973-76, Chicago, Ill. (Franciscan)

The first Husker basketball player to earn All-Big Eight honors for three straight seasons, Jerry Fort finished his career with 1,882 points – a record that stood for nine seasons, until Dave Hoppen broke it, Dec. 15, 1985. Fort was a third-round draft pick of the Boston Celtics following his senior season. He scored a then-school-record 40 points against Missouri as a junior. Fort was inducted into the Nebraska Basketball Hall of Fame in 1991.




Season	G-GS	FG-FGA	Pct.	FT-FTA	Pct.	Reb.-Avg.	TP-Avg.
1972-73	26-18	151-349	.433	74-104	.712	106-4.0	376-14.5
1973-74	26-26	207-484	.428	54-88	.614	110-4.2	468-18.0
1974-75	26-26	218-508	.429	89-138	.645	91-3.5	525-20.2
1975-76	27-27	201-452	.445	111-156	.712	87-3.2	513-19.0
Totals	105-97	777-1,793	.433	328-486	.675	394-3.8	1,882-17.9

4. ANDRE SMITH - 1,717 POINTS

6-7, 215, C/F, 1978-81, Chicago, Ill. (Kennedy)

Andre Smith closed his brilliant four-year career in 1980-81 when he led the Big Eight Conference in scoring with a 19.5 average in league-only games. Smith was named the conference's player of the year for his efforts – the only Husker to earn that honor in the Big Eight era. Smith was also a two-time all-conference selection. He scored 1,717 points and grabbed 753 rebounds during his Husker career and was chosen in the seventh round of the 1981 NBA Draft by the Cleveland Cavaliers. He was inducted into the Nebraska Basketball Hall of Fame in 1994.



Season	G-GS	FG-FGA	Pct.	FT-FTA	Pct.	Reb.-Avg.	TP-Avg.
1977-78	30-2	105-190	.533	68-111	.613	144-4.8	278-9.3
1978-79	27-27	146-256	.570	72-110	.655	186-6.9	364-13.5
1979-80	31-31	237-388	.610	126-189	.670	251-8.1	600-19.4
1980-81	26-26	185-314	.589	105-152	.691	172-6.6	475-18.3
Totals	114-86	673-1,148	.586	371-562	.660	753-6.6	1,717-15.1

5. ALEKS MARIC - 1,630 POINTS

6-11, 275, C, 2005-08, Sydney, Australia (Life Center (N.J.)/Australian Institute for Sport)

Aleks Maric was one of the most dominant big men in the first 12 years of the Big 12 era. The Aussie was a first-team All-Big 12 selection by the Associated Press as a senior and a two-time second-team pick by the coaches. During his senior year, he became only the third player in league history to record at least 1,500 points and 1,000 rebounds in a career. Maric tied the school single-season record with 335 boards as a senior in 2007-08. Maric led NU and ranked in the top seven in the league in scoring, rebounding, field-goal percentage and blocked shots as a senior. He finished his career tying or breaking 19 Nebraska and Big 12 Conference records. After declaring for the NBA Draft following his sophomore season, Maric withdrew and returned to Nebraska where he became just the ninth player in program history to reach 1,000 points before the start of his senior campaign (and 24th player overall). He has played overseas following his career and was an All-Euroleague first-team selection in 2010. In 2011, he helped Panathinaikos win a Euroleague title and represented Australia in the 2012 Olympics.



Season	G-GS	FG-FGA	Pct.	3FG-Att.	Pct.	FT-FTA	Pct.	Reb.-Avg.	TP-Avg.
2004-05	27-10	79-165	.479	0-2	.000	58-81	.716	169-6.3	216-8.0
2005-06	31-26	116-246	.472	0-0	.000	107-175	.611	251-8.1	339-10.9
2006-07	30-30	203-359	.565	3-10	.300	147-216	.681	260-8.7	556-18.5
2007-08	33-33	191-332	.575	1-6	.167	136-207	.657	335-10.2	519-15.7
Totals	121-99	589-1,102	.534	4-18	.222	448-679	.660	1,015-8.4	1,630-13.5

6. JARON BOONE - 1,609 POINTS

6-6, 195, G, 1993-96, Salt Lake City, Utah (Skyline)

Jaron Boone played in 127 games and started 102 to rank third and fourth, respectively, in school history. Boone became the 17th player in school history to reach 1,000 points, but just the fifth to do so before completing his junior season. Boone earned second-team All-Big Eight honors as a junior and helped Nebraska to the NIT championship his senior year. Boone's 559 points in his junior season is the seventh-highest single-season output in school history. Boone scored at least 20 points 18 times in his career and ranks among the school leaders in 3-point shots made (fourth, 181) and attempted (fourth, 501), assists (third, 446) and minutes (fourth, 3,624).




Season	G-GS	FG-FGA	Pct.	3FG-Att.	Pct.	FT-FTA	Pct.	Reb.-Avg.	TP-Avg.
1992-93	31-8	76-185	.411	17-57	.298	46-56	.821	72-2.3	215-6.9
1993-94	30-28	138-290	.476	35-95	.368	55-78	.705	78-2.6	366-12.2
1994-95	32-32	199-455	.437	70-182	.385	91-134	.679	106-3.3	559-17.5
1995-96	34-34	162-397	.408	59-167	.353	86-123	.699	92-2.7	469-13.8
Totals	127-102	575-1,327	.433	184-501	.367	274-387	.708	348-2.7	1,609-12.7

7. ERICK STRICKLAND - 1,586 POINTS

6-3, 210, G, 1993-96, Bellevue, Neb. (West)

One of two 1,000-point scorers on the 1995-96 team, Erick Strickland finished his career with 1,586 points. Strickland was a second-team all-conference selection as a senior when he led the team in scoring (14.7) and was named the MVP of the NIT. Strickland played in 127 career games, tied for third in school history, and started 84. His 516 points during his senior season rank 14th in school single-season history. A three-time member of the Big Eight All-Defensive Team, he is second in steals at NU with 257. Strickland ranks fifth in 3-point field goals made (179), third in 3-point field goal attempts (512) and fifth in assists (414). He spent nine years in the NBA, including four with the Dallas Mavericks and two with the Milwaukee Bucks. He was inducted into the Nebraska Basketball Hall of Fame on Jan. 17, 2009.




Season	G-GS	FG-FGA	Pct.	3FG-Att.	Pct.	FT-FTA	Pct.	Reb-Avg	TP-Avg.
1992-93	31-6	84-185	.454	32-88	.364	43-59	.729	63-2.0	243-7.8
1993-94	30-13	102-241	.423	41-117	.350	77-95	.811	103-3.4	322-10.7
1994-95	31-31	175-394	.444	54-160	.338	101-139	.727	167-5.4	505-16.3
1995-96	35-34	174-399	.436	52-148	.351	116-141	.823	170-4.9	516-14.7
Totals	127-84	535-1,219	.439	179-512	.350	337-434	.776	503-4.0	1,586-12.5

8. TYRONN LUE - 1,577 POINTS

6-0, 175, G, 1996-98, Mexico, Mo. (Raytown)

Tyronn Lue became one of the few Huskers to eclipse the 1,000-point mark by early in his junior season. He finished his career with 1,577 points before turning pro a year early. Lue was a first-round NBA draft pick of the Denver Nuggets before being traded on draft night to the Los Angeles Lakers where he won a pair of NBA titles. He also played for the Washington Wizards, Orlando Magic, Houston Rockets, Atlanta Hawks, Dallas Mavericks and Milwaukee Bucks. Lue ranks in the top 10 in 13 Husker career categories, including assists (fourth, 432), 3-pointers (eighth, 145), games started (ninth, 96) and steals (seventh, 154). Lue started 96 of 99 games in his Husker career and led NU to three straight postseason appearances, including an NCAA berth in 1998. A 2013 inductee into the Nebraska Basketball Hall of Fame, Lue is in his first season as an assistant coach with the Los Angeles Clippers after spending the previous four seasons on the Boston Celtics coaching staff.




Season	G-GS	FG-FGA	Pct.	3FG-Att.	Pct.	FT-FTA	Pct.	Reb-Avg.	TP-Avg.
1995-96	35-34	105-232	.453	20-61	.328	66-96	.688	106-3.0	296-8.5
1996-97	32-30	215-476	.452	47-137	.343	126-155	.813	93-2.9	603-18.8
1997-98	32-32	240-547	.439	78-209	.373	120-145	.828	137-4.3	678-21.2
Totals	99-96	560-1,255	.446	145-407	.356	312-396	.788	336-3.4	1,577-15.9

9. COOKIE BELCHER - 1,552 POINTS

6-4, 205, G, 1997-2001, Mexico, Mo. (Mexico)

During the 1999 season, Cookie Belcher became the 21st player in school history to join the Huskers' 1,000-point club. With another stellar campaign in 2001, he moved into the Huskers' all-time top 10, finishing his career with 1,552 points. He was just the eighth player in NU history to reach 1,000 points before the start of his senior season. Belcher made a strong mark on the Husker record books in other areas. He owns the Nebraska game, season and career records for steals and finished his career ranked third in NCAA history with 353 steals. He also ranks in the top 10 on NU's career 3-point (seventh, 146) and assist lists (second, 477) and owns the school records for most career starts (129) and games played (131). He enjoyed a successful professional career in Italy and Israel for the past decade.



Season	G-GS	FG-FGA	Pct.	3FG-Att.	Pct.	FT-FTA	Pct.	Reb-Avg.	TP-Avg.
1996-97	33-33	117-256	.457	30-76	.395	41-83	.494	126-3.8	305-9.2
1997-98	32-32	135-305	.443	29-102	.284	55-87	.632	126-3.9	354-11.1
1998-99	32-32	137-320	.428	39-128	.305	64-102	.627	107-3.3	377-11.8
1999-00	4-2	10-16	.625	0-1	.000	4-7	.571	15-3.8	24-6.0
2000-01	30-30	177-394	.449	48-143	.336	90-121	.744	152-5.1	492-16.4
Totals	131-129	576-1,291	.446	146-450	.324	255-400	.638	526-4.0	1,552-11.9

10. RICH KING - 1,475 POINTS

7-2, 260, C, 1988-91, Omaha, Neb. (Burke)

The tallest player in Nebraska history at 7-2, Rich King finished his career with 1,475 points and then-school records for blocked shots (183) and games played (124). King had a big hand in the Huskers' record-breaking 26-8 campaign in 1990-91, as he led the team in scoring (15.5 ppg) and rebounding (8.1 rpg) en route to honorable-mention All-America honors from both AP and UPI. A first-round draft pick of the Seattle SuperSonics in the 1991 NBA Draft, King tied Jerry Fort's then-school single-game scoring record with a 40-point outburst against Northern Illinois, Feb. 18, 1991. He was inducted into the Nebraska Basketball Hall of Fame in 2001.




Season	G-GS	FG-FGA	Pct.	3FG-Att.	Pct.	FT-FTA	Pct.	Reb-Avg.	TP-Avg.
1987-88	29-5	56-108	.519	0-0	---	24-34	.706	84-2.9	136-4.7
1988-89	33-22	136-235	.579	0-0	---	91-139	.655	195-5.9	363-11.0
1989-90	28-21	170-305	.557	0-0	---	110-158	.696	208-7.4	450-16.1
1990-91	34-27	202-352	.574	2-5	.400	120-179	.670	274-8.1	526-15.5
Totals	124-75	564-1,000	.564	2-5	.400	345-510	.676	761-6.1	1,475-11.9

11. VENSON HAMILTON - 1,416 POINTS

6-10, 240, C, 1996-99, Forest City, N.C. (Oak Hill Academy)

One of two Huskers to reach the 1,000-point plateau in 1998-99, Venson Hamilton was a four-year standout for Coach Danny Nee. Hamilton finished his career with 1,416 points and ranks 11th on NU's all-time scoring list. His senior season was one of the finest campaigns in school history. For his efforts, Hamilton earned Big 12 Player-of-the-Year honors, the first Husker since 1981 to capture the league honor. Hamilton still owns NU records for rebounds (1,080) and blocked shots (241) and is second in games played (129). Hamilton was just the fourth player all-time among Big 12 schools to score 1,000 points, grab 1,000 rebounds and block 200 shots in his collegiate career. He was a second-round draft pick of the Houston Rockets, and has since experienced a successful professional career in Europe.



Season	G-GS	FG-FGA	Pct.	3FG-Att.	Pct.	FT-FTA	Pct.	Reb-Avg.	TP-Avg.
1995-96	32-1	71-130	.546	0-1	.000	54-100	.540	161-5.0	196-6.1
1996-97	32-25	124-215	.577	0-0	---	96-148	.649	269-8.4	344-10.8
1997-98	32-30	139-269	.517	0-0	---	80-144	.556	315-9.8	358-11.2
1998-99	33-32	194-388	.500	0-1	.000	130-198	.657	335-10.2	518-15.7
Totals	129-88	528-1,002	.527	0-2	.000	360-590	.610	1,080-8.4	1,416-11.0

12. CARL MCPPIPE - 1,300 POINTS

6-8, 225, C, 1976-79, Hammond, Ind. (Technical)

One-half of the "Hammond Hustlers" (Brian Banks was the other), 'Pipe' and 'BB' provided Nebraska with a great four-year, one-two punch. McPipe, a three-year starter, finished his career with 1,300 points. As a junior, McPipe earned USBWA District V honors and was one of 12 starters designated as an All-American by the Citizens Savings Athletic Foundation. In his final year in a Husker uniform, McPipe was a repeat pick on the USBWA team and a fifth-round draft selection of the Philadelphia 76ers.




Season	G-GS	FG-FGA	Pct.	FT-FTA	Pct.	Reb-Avg.	TP-Avg.
1975-76	20-1	25-67	.373	16-22	.727	58-2.9	66-3.3
1976-77	29-29	183-376	.487	74-108	.685	241-8.3	440-15.2
1977-78	29-29	190-357	.532	65-97	.670	228-7.9	445-15.3
1978-79	26-26	148-326	.454	53-90	.589	196-7.5	349-13.4
Totals	104-85	546-1,126	.485	208-317	.656	723-7.0	1,300-12.5

13. TOM BAACK - 1,299 POINTS

6-5, 192, F, 1966-68, Fort Wayne, Ind. (Concordia)

Tom Baack, a 1995 Nebraska Hall of Fame inductee, finished his career with 1,299 points, a figure that stood as the school record until guard Jerry Fort came along 10 years later. Baack played on three straight winning NU teams from 1965 through 1968, and helped the Huskers to an NIT appearance in 1966-67—NU's first-ever bid to the nation's oldest postseason tournament. Known for his satin-smooth jump shot, Baack had a 17.3 points-per-game average for his career, which still ranks third in school history. Baack served as an assistant at Nebraska for eight seasons after his playing days. He was selected in the 10th round of the 1968 NBA Draft by the Detroit Pistons.




Season	G	FG-FGA	Pct.	FT-FTA	Pct.	Reb.-Avg.	TP-Avg.
1965-66	25	147-325	.542	92-108	.852	106-4.2	386-15.4
1966-67	25	188-401	.469	73-90	.811	152-6.1	449-18.0
1967-68	25	191-412	.466	82-99	.828	134-5.4	464-18.6
Totals	75	526-1,138	.462	247-297	.832	392-5.2	1,299-17.3

14. STUART LANTZ - 1,269 POINTS

6-3, 175, G, 1966-68, Uniontown, Pa.

Stuart Lantz teamed with Tom Baack to give Nebraska a potent one-two offensive punch. Lantz finished his career with 1,269 points and 571 rebounds. A two-time All-Big Eight pick, Lantz went on to play eight years in the NBA with four teams (San Diego/Houston Rockets, Detroit Pistons, New Orleans Jazz, Los Angeles Lakers). A charter member of the Nebraska Basketball Hall of Fame, Lantz had his jersey (No. 22) retired in the fall of 1989. He has been the Lakers' television color commentator since 1987.




Season	G	FG-FGA	Pct.	FT-FTA	Pct.	Reb.-Avg.	TP-Avg.
1965-66	25	125-290	.431	56-85	.659	199-8.0	306-12.2
1966-67	25	190-368	.516	101-129	.783	193-7.7	481-19.2
1967-68	25	173-349	.495	136-181	.757	179-7.2	482-19.2
Totals	75	488-1,007	.485	293-395	.742	571-7.6	1,269-16.9

15. CHUCK JURA - 1,255 POINTS

6-10, 220, C, 1970-72, Schuyler, Neb.

One of the top all-around centers in Nebraska history, Chuck Jura's 1,255 points rank 15th on the school's all-time list, and trail Stuart Lantz's career total by 14 points. Jura earned All-Big Eight honors as a senior and was an academic All-Big Eight choice. One of only six players in NU history to average more than 20 points in a season (21.2), Jura ranks sixth on the rebounding chart (740) and his 11.7 rebounds per game (305 total) in his final season are still an NU single-season record. Like Lantz, Jura was a charter member of the Nebraska Basketball Hall of Fame. A third-round NBA draft pick by the Chicago Bulls, Jura played professional basketball in Europe for several seasons.



Season	G	FG-FGA	Pct.	FT-FTA	Pct.	Reb.-Avg.	TP-Avg.
1969-70	25	99-205	.483	51-86	.593	192-7.7	249-9.9
1970-71	26	181-306	.592	93-160	.594	243-9.3	455-17.5
1971-72	26	220-399	.551	111-181	.613	305-11.7	551-21.2
Totals	77	500-910	.549	255-427	.597	740-9.6	1,255-16.3

16. LARRY FLORENCE - 1,223 POINTS

6-5, 220, F, 1997-2000, Phenix City, Ala.

Forward Larry Florence surpassed the 1,000-point milestone midway through the 1999-2000 season. Florence ranks third at Nebraska in career starts (105) and is tied for ninth in games played (123). A four-year starter, Florence was Nebraska's captain as a senior and led the Huskers in scoring at 13.0 points per game. In his senior season, Florence earned honorable-mention All-Big 12 honors from the league's coaches. Florence also earned the reputation as a strong defender and a hard worker in the weight room. He was named the Husker Power Male Athlete of the Year for all sports in 1999 and was a three-time men's basketball lifter of the year.




Season	G-GS	FG-FGA	Pct.	3FG-Att.	Pct.	FT-FTA	Pct.	Reb.-Avg.	TP-Avg.
1996-97	30-29	92-240	.383	1-7	.143	41-58	.707	113-3.8	226-7.5
1997-98	30-19	115-259	.444	1-5	.200	37-63	.587	110-3.7	268-8.9
1998-99	33-27	133-262	.508	1-4	.250	73-99	.737	135-4.1	340-10.3
1999-00	30-30	156-389	.401	8-32	.250	69-105	.657	161-5.4	389-13.0
Totals	123-105	496-1,150	.431	11-48	.229	220-325	.677	519-4.2	1,223-9.9

17. JACK MOORE - 1,204 POINTS

5-9, 165, G, 1979-82, Muncie, Ind. (Central)

Jack Moore will long be remembered by Husker faithful for his gummy play on the basketball court. He was honored with the 1982 Francis Pomeroy-Naismith Award, which is presented annually to the nation's top player under 6-feet tall. During his four-year career, Moore scored 1,204 points, and shot .901 from the free-throw line—among the all-time best career marks in NCAA Division I history. Moore's .901 free-throw percentage broke the Big Eight record for career marksmanship, which had been held by his coach, Moe Iba. A consensus All-Big Eight selection as a senior, Moore was the first Husker cager to earn first-team academic All-Big Eight honors for three straight seasons, and his 382 career assists stand seventh on NU's all-time chart. Nebraska's MVP Award is named in honor of Moore, who was killed in a March 1984 plane crash. Moore was inducted into the Nebraska Basketball Hall of Fame in 1993.



Season	G-GS	FG-FGA	Pct.	FT-FTA	Pct.	Reb.-Avg.	TP-Avg.
1978-79	20-0	21-61	.344	21-25	.840	19-1.0	63-3.2
1979-80	31-30	137-291	.471	184-211	.872	53-1.7	458-14.8
1980-81	27-27	111-221	.502	118-128	.922	54-2.0	340-12.6
1981-82	27-27	110-257	.428	123-131	.939	58-2.1	343-12.7
Totals	105-84	379-830	.457	446-495	.901	184-1.8	1,204-11.5

18. BRIAN CARR - 1,182 POINTS

6-0, 165, G, 1984-87, Muncie, Ind. (Burris)

Brian Carr is the only player in Nebraska history to score 1,000 points and collect more than 600 assists in a career. Carr, who finished his four-year career with 14 Nebraska school records, scored 1,182 points and collected 682 assists. The 682 assists ranked as the third-best total in Big Eight history, behind only former Kansas stars Cedric Hunter and Jacque Vaughn. Carr also ranks second in career minutes played at NU. A second-team All-Big Eight selection as a senior (UPI), Carr was a two-time, first-team academic All-Big Eight performer. Carr was inducted into the Nebraska Basketball Hall of Fame in 2001.




Season	G-GS	FG-FGA	Pct.	3FG-Att.	Pct.	FT-FTA	Pct.	Reb.-Avg.	TP-Avg.
1983-84	30-0	59-114	.518	---	.000	19-32	.594	22-0.7	137-4.6
1984-85	30-30	118-210	.562	---	.000	48-58	.828	58-1.9	284-9.5
1985-86	30-30	139-293	.464	---	.000	79-93	.849	51-1.7	357-11.9
1986-87	33-33	131-325	.403	58-157	.369	84-104	.808	47-1.4	404-12.2
Totals	123-93	447-942	.475	58-157	.369	230-287	.801	178-1.4	1,182-9.6

19. BRIAN BANKS - 1,150 POINTS

6-0, 160, G, 1976-79, Hammond, Ind.

The other half of the "Hammond Hustlers," along with Carl McPipe, Brian Banks was a three-year starter at guard for the Huskers from 1976-77 through 1978-79. His best season was as a junior in 1977-78, when he averaged 14 points and helped NU to a 22-8 record and an NIT bid. For his efforts, Banks earned first-team All-Big Eight honors. He was inducted into the Nebraska Basketball Hall of Fame in 1999.




Season	G-GS	FG-FGA	Pct.	FT-FTA	Pct.	Reb.-Avg.	TP-Avg.
1975-76	27-1	42-93	.452	38-49	.776	33-1.2	122-4.5
1976-77	29-29	160-330	.485	66-100	.660	73-2.5	386-13.3
1977-78	30-30	173-351	.493	73-103	.709	84-2.8	419-14.0
1978-79	24-23	96-212	.453	31-46	.674	66-2.8	223-9.3
Totals	110-83	471-986	.478	208-298	.698	256-2.3	1,150-10.5

20. MARVIN STEWART - 1,138 POINTS

6-3, 180, G, 1969-71, Chicago, Ill. (Dunbar)

Marvin Stewart finished his three-year career with 1,138 points, and is remembered by Husker fans as one of the finest fast-breaking guards in NU history. In his senior season, Stewart averaged 21.4 points, the fourth-best season average in school history, and earned first-team All-Big Eight honors. Stewart owns the distinction of being the only 1,000-point club member to top the mark in fewer than 70 games, as he appeared in just 66. Stewart was a second-round draft selection of the NBA's Chicago Bulls in 1971. He was inducted into the Nebraska Basketball Hall of Fame in 1994.



Season	G	FG-FGA	Pct.	FT-FTA	Pct.	Reb.-Avg.	TP-Avg.
1968-69	26	137-321	.426	107-150	.713	66-2.5	381-14.6
1969-70	14	83-174	.477	35-56	.625	28-2.0	201-14.4
1970-71	26	215-426	.505	126-153	.824	54-2.1	556-21.4
Totals	66	435-921	.472	268-359	.747	148-2.2	1,138-17.2

T21. CLIFFORD SCALES - 1,136 POINTS

6-2, 170, G, 1988-91, Maywood, Ill. (Westchester St. Joseph)

A steady player throughout his four-year Nebraska career, Clifford Scales tallied 1,136 points from 1988 through 1991. An honorable-mention All-Big Eight pick as a senior and a member of UPI's All-Big Eight Defensive team, Scales' 177 career steals ranked as the most ever by a Cornhusker cager when he completed his career. One of five double-figure scorers on the 1990-91 Nebraska team at 10.2 points per game, Scales hit a then-school-record 45.6 percent from 3-point range as a senior. He co-captained the Huskers' record-setting 26-8 squad during the 1990-91 season. He was inducted into the Nebraska Basketball Hall of Fame in 2002.




Season	G-GS	FG-FGA	Pct.	3FG-Att.	Pct.	FT-FTA	Pct.	Reb.-Avg.	TP-Avg.
1987-88	31-5	71-139	.511	3-10	.300	25-35	.714	41-1.3	170-5.5
1988-89	32-27	122-253	.482	6-19	.316	52-77	.675	91-2.8	302-9.4
1989-90	26-26	112-219	.511	10-24	.417	84-100	.840	93-3.6	318-12.2
1990-91	34-34	136-291	.467	26-57	.456	48-60	.800	110-3.2	346-10.2
Totals	123-96	441-901	.489	45-110	.409	209-272	.768	335-2.7	1,136-9.2

T21. CARL HAYES - 1,136 POINTS

6-9, 200, F, 1990-92, Chicago, Ill. (Westchester St. Joseph)

An exciting player in the open court, Carl Hayes finished his three-year Nebraska career with 1,136 points, which is tied for 21st on NU's all-time chart along with former high school and college teammate Clifford Scales. A two-time honorable-mention All-Big Eight performer, Hayes was a starter on NU teams that earned back-to-back NCAA Tournament bids, including the Husker squad that won a school-record 26 games in 1991.



Season	G-GS	FG-FGA	Pct.	3FG-Att.	Pct.	FT-FTA	Pct.	Reb.-Avg.	TP-Avg.
1989-90	28-19	121-261	.464	5-16	.313	92-132	.697	138-4.9	339-12.1
1990-91	34-28	192-390	.492	1-12	.600	75-125	.600	179-5.3	460-13.5
1991-92	28-16	126-294	.429	31-84	.369	54-103	.524	155-5.5	337-12.0
Totals	90-63	439-945	.465	37-112	.330	221-360	.614	472-5.2	1,136-12.6

23. RYAN ANDERSON - 1,125 POINTS

6-4, 195, G, 2006-2010, Seattle, Wash. (Rainier Beach)

One of the most versatile players in Nebraska history, the 6-4 Anderson played out of position all four years, working in the '4' spot where he made a name for himself. Anderson created mismatches on the offensive end, where his ability from 3-point range was evident. He finished his career ranked third in 3-pointers at Nebraska with 185 and was in the top 10 in Nebraska history for 3-point percentage (.394), steals (166) and games started (101), while also ranking in the top 25 for points, rebounds, assists and games played. He was named to the Big 12 All-Defense Team as a junior and the All-Underrated team as a senior, when he became the first Husker -- and just the eighth player overall -- in the Big 12 era to record 1,000 points, 500 rebounds and 150 3-pointers. Anderson played in Europe during the 2010-11 season and spent time in the NBA D League in 2011-12.



Season	G-GS	FG-FGA	Pct.	3FG-Att.	Pct.	FT-FTA	Pct.	Reb.-Avg.	TP-Avg.
2006-07	28-25	103-219	.470	48-111	.432	29-39	.744	129-4.6	283-10.1
2007-08	33-33	98-232	.422	59-136	.368	23-40	.800	176-5.3	278-8.4
2008-09	30-12	72-179	.402	33-97	.340	36-50	.720	115-3.8	213-7.1
2009-10	31-31	117-258	.453	54-126	.429	63-84	.750	164-5.3	351-11.3
Totals	122-101	390-888	.439	185-470	.394	160-213	.751	584-4.8	1,125-9.2

24. CARY COCHRAN - 1,082 POINTS

6-1, 190, G, 1999-2002, Minden, Iowa (Tri-Center)

One of the most dangerous long-distance threats in Nebraska and Big 12 history, Cary Cochran topped the 1,000-point mark during his senior campaign. Cochran set Nebraska records for career (268), single-season (89) and single-game (8) 3-pointers during his senior season. He led the team in scoring at 14.0 points per game as a senior, and led the conference and nation in free-throw percentage by hitting 92.2 percent at the charity stripe. For his career, Cochran was an 89.6 percent shooter from the foul line, and was second in Nebraska history by hitting 42.5 percent from behind the arc. Cochran was an honorable-mention All-Big 12 pick by the coaches as a senior, and earned academic all-district and all-conference honors.




Season	G-GS	FG-FGA	Pct.	3FG-Att.	Pct.	FT-FTA	Pct.	Reb.-Avg.	TP-Avg.
1998-99	32-0	52-130	.400	39-98	.398	29-31	.935	45-1.4	173-5.4
1999-00	29-11	73-193	.378	62-160	.388	20-25	.800	73-2.5	228-7.9
2000-01	30-23	92-200	.460	78-165	.473	27-31	.871	71-2.4	289-9.6
2001-02	28-28	116-277	.419	89-207	.430	71-77	.922	93-3.3	392-14.0
Totals	119-62	333-800	.416	268-630	.425	147-164	.896	282-2.4	1,082-9.1

25. HERSCHELL TURNER - 1,056 POINTS

G, 1958-60, Indianapolis, Ind. (Shortbridge)

The first Husker cager to top the 1,000-point mark, Herschell Turner finished his career with 1,056 points. Turner teamed with Al Maxey to provide a strong offensive punch for Coach Jerry Bush's teams in the late 1950s. A first-team All-Big Eight selection as a senior, Turner earned All-America honors as a junior. Turner was a strong rebounder and held NU's single-season rebounding record (244) for 10 seasons, until Leroy Chalk grabbed 257 rebounds in 1969. Turner finished his career with 626 rebounds, which ranks 13th on NU's all-time chart. He was a sixth-round draft choice of the NBA's Syracuse Nationals in 1960. He was inducted into the Nebraska Basketball Hall of Fame in 1990.



Season	G	FG-FGA	Pct.	FT-FTA	Pct.	Reb.-Avg.	TP-Avg.
1957-58	23	82-211	.389	82-136	.603	189-8.2	246-10.7
1958-59	25	146-361	.404	136-183	.743	244-9.8	428-17.1
1959-60	24	143-326	.439	96-155	.619	193-8.0	382-15.9
Totals	72	371-898	.413	314-474	.662	626-8.7	1,056-14.7

NEBRASKA BASKETBALL FROM A TO Z

A

Academic All-Conference– NU has had 59 academic all-league picks in program history, including 26 players since 2002.

Academic All-Americans– The Huskers have produced five, as Nebraska leads the nation in CoSIDA Academic All-Americans in all sports.

All-Americans– Nebraska has had eight.

Armory– Home of Husker basketball until the NU Coliseum opened its doors in the mid-1920s.

Attendance– Nebraska has averaged more than 10,000 fans per game over a complete season 19 times in the Bob Devaney Sports Center.

B

Baack, Tom– Ranks 13th on Nebraska's all-time scoring list with 1,299 points and served as an assistant coach under Moe Iba.

Belcher, Cookie– Holds Nebraska single-game, season and career steals records, along with the Big 12 steals record at 353. He owns NU's career record for games played, games started and minutes played.

Big 12– Nebraska's conference from 1997 until 2011.

Big Eight– Nebraska's conference from 1960 until 1996.

Big Ten– Nebraska's current conference, as Nebraska became the league's 12th member on July 1, 2011, after being accepted as the league's 12th member on June 11, 2010.

Boone, Jaron– Husker swingman from 1993 to 1996 who ranks in the top five in nine career categories, including scoring (6th, 1,609) and assists (3rd, 446).

Branch, Nate– Former Husker who went on to fame with the Harlem Globetrotters.

Browne, William– Guided Huskers to 1937 Big Six title.

Bush, Jerry– Known as the "Big Bear of the Coliseum," this popular Husker coach guided NU from 1955 to 1963, and directed two of the greatest upsets ever – a 43-41 victory over top-ranked Kansas and Wilt Chamberlain, and a 55-48 victory over No. 4 Kansas State and Olympian Bob Boozer during the 1957-58 campaign.

C

Carr, Brian– Nebraska's all-time assist leader, with 682 from 1984 to 1987.

Carrier, Sam– First Husker cager to earn All-America honors (1913).

Chalk, Leroy– Third on Nebraska's all-time rebounding list with 782 boards.

Cipriano, Joe– Second-winningest coach in school history with an all-time mark of 253-197 from 1964 through 1980.

Coliseum– Home of Nebraska basketball from the 1926-27 season through the 1975-76 campaign.

D

Day, Bernard– Ranks as highest-scoring junior college transfer in school history with 802 points from 1985 to 1987.

Devaney, Bob– Longtime Nebraska football coach and athletic director who passed away in May of 1997. Nebraska's home court from 1976 until 2013, the Bob Devaney Sports Center, beared his name.



Cookie Belcher set the Nebraska and Big 12 record for steals and ranked third in NCAA history with 353 during his Husker career.

E

Ekwall, Rex– Standout for NU in mid-1950s whose 10.4 career rebound average still ranks as a school record.

ESPN– The national cable network that features a Big Ten game on its weekly "Super Tuesday" package and also features Big Ten games on Thursday, Saturday and Sunday on its networks.

F

First-Round Draft Choices– Nebraska had three in the 1990s, Rich King (1991), Eric Piatkowski (1994) and Tyronn Lue (1998).

Fort, Jerry– First three-time first-team All-Big Eight selection in school history who finished his career with 1,882 points, which currently ranks third all-time at Nebraska.

G

Good, Harry– Served as NU head coach from 1947 through 1954 and guided the Huskers to shares of the 1949 and 1950 Big Seven titles. He was enshrined into the Citizens Savings College Basketball Hall of Fame in 1975.

H

Hamilton, Venson– The 1999 Big 12 Player of the Year and Nebraska's all-time leader in career rebounds and blocked shots.

Hammond Hustlers– Nickname given to Hammond, Ind., natives Brian Banks and Carl McPipe, who finished their careers with 1,150 and 1,300 points, respectively.

Hare, Fred– His follow-up basket at the buzzer with no time left gave Nebraska a 74-73 upset of No. 1 Michigan and Cazzie Russell in Lincoln during the 1964-65 season.

Hokuf, Steve– Standout all-around athlete who earned first-team all-conference honors in football, won the Big Six javelin title and earned All-America and all-conference honors in basketball.

Hoppen, Dave– NU's all-time leading scorer with 2,167 points who was the second three-time first-team All-Big Eight pick in school history and the first player in school history to have his jersey number (42) retired.

I

Iba, Moe– The son of legendary coach Henry P. Iba, Moe posted 106 wins on the Husker bench from 1981 to 1986 and guided the school to its first "official" NCAA Tournament berth in 1986.

International– The NCAA allows schools to take a foreign trip once every four years, allowing the Huskers to visit Australia (1988, 2004), Europe (1992) and the Bahamas (2010) in recent years.

J

Johnson, Bill– Grabbed a school single-game record 26 rebounds against Iowa State in 1954.

Jura, Chuck– Earned first-team All-Big Eight honors on the court and in the classroom as a senior in 1972. Averaged a school-record 11.7 rebounds per game in 1971-72.

K

King, Rich– Became the first first-round NBA draft pick in school history when the Seattle SuperSonics selected him with the 14th selection of the 1991 draft.

Kubacki, Jim– Hit the game-winning jumper to beat No. 1 Kansas and Wilt Chamberlain, 43-41, during the 1957-58 season.

L

Lantz, Stuart– Two-time first-team All-Big Eight pick (1967-68) who went on to an eight-year NBA career and had his Husker jersey number (22) retired in 1989. He has spent more than a decade as a broadcaster on the Los Angeles Lakers' television network.

Lehmer, Frank– First basketball coach in school history (1897-99), he finished his career with a 7-3 record.

Lue, Tyronn– 1998 All-Big 12 pick who ranks eighth in career scoring at Nebraska and is tied for the school record with seven 30-point games. A first-round NBA draft pick in 1998, Lue won two NBA titles and played for seven teams during an 11-year NBA career and was inducted into the Nebraska Basketball Hall of Fame in 2013.

M

Maclay, Don– Earned All-America honors in 1931.

Maric, Aleks– Australian big man finished his career fifth in scoring (1,630 points) and second

in rebounding (1,080). He was only the third player in Big 12 history with more than 1,500 points and 1,000 rebounds.

Matzke, John and Stan— Stan lettered from 1952 through 1955, while his son, John, was a second-team academic All-America pick in 1984.

Moore, Jack— One of the most popular Cornhuskers ever, he earned the 1982 Francis-Pomeroy-Naismith Award as the nation's top player under six feet. Nebraska's most valuable player award is named in honor of Moore, who was killed in a 1984 plane crash.

Moore, Mikki— One of four Huskers to play in the NBA after signing as a free agent. Led the NBA in field-goal percentage in 2007, the first undrafted player in league history to accomplish the feat. He last played with the Golden State Warriors in 2011-12.

N

National Basketball Association— Twenty-six Huskers have been drafted by NBA teams over the years.

National Invitation Tournament— NU has made 17 appearances in the nation's oldest postseason tournament with its most recent berth coming in 2011. NU captured the 1996 tournament title, defeating St. Joseph's in Madison Square Garden.

NCAA Tournament— The Huskers have earned six bids to the "Big Dance," including five bids in the 1990s with the last coming in 1998.

Nee, Danny— Winningest coach in Nebraska history, who posted a 254-190 record in 14 seasons from 1986 to 2000 and led NU to 11 postseason appearances.

O

Overtime— The Huskers are 58-39 all-time in OT games, including 19-5 at home in the Bob Devaney Sports Center.

P

Parsons, Robert— Two-time first-team All-Big Six performer who earned All-America honors in 1937.

Pinnacle Bank Arena— The home of Nebraska basketball beginning in the 2013-14 season. The \$179 million facility seats more than 15,000 and is located in the Haymarket District of Lincoln.

Polish Rifle— Nickname of two-time All-Big Eight pick and 1994 Big Eight Tournament MVP Eric Piatkowski, Nebraska's second all-time leading scorer before spending 13 years in the NBA with four teams. He was inducted into the Nebraska Basketball Hall of Fame in 2006, the same year he had his jersey (No. 52) retired.

Postseason— Nebraska has made 23 all-time appearances.

Q

Quadruple— Nebraska and UAB played four overtimes on Dec. 22, 1979, (NU won 92-84), in the school's longest game ever.

R

Rankings— Nebraska posted its highest year-end national rankings ever in 1990-91, finishing at No. 9 in UPI and No. 11 in AP.

Rebounder's Club— Booster organization for NU basketball.

Red Zone— The Nebraska student section at the Devaney Center.

Retherford, Claude— Leading scorer on NU's 1949 Big Seven championship team and a two-time first-team all-conference selection.

S

Sadler, Doc— Husker head coach from 2006-07 until 2011-12. He finished fourth on Nebraska's win chart with 101 in six seasons and guided Nebraska to three postseason appearances in his tenure.

Sauer, George— The only Husker football All-American to earn a basketball letter, he was an All-America fullback in 1933 and lettered on the hardwood in 1932 and 1933.

Simmons, Grant— First-team All-Big Eight pick in 1966 and the school's first first-team academic All-Big Eight selection.

Smith, Andre— 1981 Big Eight Player of the Year, and NU's only conference player of the year until Venson Hamilton in 1999.

Stewart, Marvin— The only player in school history to reach the 1,000-point plateau in fewer than 70 career games.

Stiehm, E.O.— NU's first full-time basketball coach (1912-15) and the only man in conference history to win league titles in football (1912, 1913, 1914) and basketball (1912, 1913, 1914) in the same year.

Strickland, Erick— A three-year starter for Nebraska who is second on the Huskers' steals list and seventh in scoring. Strickland played in the NBA for nine seasons, including his final two with the Milwaukee Bucks. He was inducted into the Nebraska Basketball Hall of Fame in 2009.



Andre Smith was the Big Eight Player of the Year in 1981, one of only two Huskers to earn the conference's top honor.

T

Three-Pointers— Nebraska hit a school-record 267 3-pointers during the 2001-02 campaign. Brian Carr hit the first 3-pointer in school history in a game at Cal-Irvine during the 1986-87 season.

Titles— Nebraska won or shared seven league titles, all prior to 1951. NU also captured the 1994 Phillips 66 Big Eight Tournament title.

Turner, Herschell— All-American player who was the first Husker to score 1,000 career points. Later went on to fame with the Harlem Globetrotters.

U

Upset— NU has knocked off three No. 1 teams, handing Kansas a 43-41 loss in 1958, Michigan a 74-73 loss in 1964-65 and Missouri a 67-51 loss at Columbia during the 1981-82 campaign. Nebraska nearly added a top-ranked victim in 1996-97 when it took Kansas to overtime before losing 82-77, and another in 2001-02 when it fell to Kansas by just one point, 88-87, in Lincoln as NU hit a school-record 18 3-pointers.

V

van Poelgeest, Richard— Born in The Netherlands, van Poelgeest was a four-year letterwinner from 1987 through 1990.

Volz, "Mutt"— First-team All-Missouri Valley Conference guard in 1925.

W

Wahlquist, George— All-America guard on NU's 1936 Big Six championship team.

Walsh, W.W.— The first first-team all-conference performer in school history (1909).

Whitehead, Bus— Two-time first-team All-Big Seven pick and the catalyst of the Huskers' 1949 and 1950 league title teams. Named as the captain of NU's all-time basketball team and earned the first Distinguished Hall of Fame Alumni award in 2003. The practice court at the Hendricks Training Complex is named after Whitehead for his contributions to the Husker program.

X

Xavier— Ended Nebraska's most successful basketball season ever by handing the No. 3-seed Huskers an 89-84 loss in the first round of the 1991 NCAA Tournament at Minneapolis, Minn. NU finished with a school-record 26 victories against just eight losses.

Y

YMCA— Nebraska's first basketball game was played against a team from the Lincoln YMCA, Feb. 1, 1897. NU won 11-8.

Z

Zero— Number of home losing seasons by Nebraska in Devaney Center history, as the Huskers went .500 or better in all 37 seasons in the building.

NEBRASKA BASKETBALL HALL OF FAME

The Nebraska Men's Basketball Hall of Fame was the brainchild of longtime Husker athletic supporter Jerry Solomon, who first approached the University about the project in the fall of 1988. Solomon, along with Jack Bock, Dale Herman and Dale Jensen, provided financial support for the Hall of Fame. The Hall is now co-sponsored by the Nebraska Athletic Department and the Rebounders Club with inductions held every two years as part of Legends Weekend.

The first class was inducted in 1989 with 11 members. Since then, 58 players and five coaches have been inducted into the Hall of Fame, including 10 classes with at least three members. Tyronn Lue joined this exclusive list in February of 2013.

One of the most electrifying players in school history, Lue led the Huskers to 59 wins and postseason appearances in all three of his seasons at Nebraska, including an NCAA Tournament bid in 1997-98. Lue's name is all over the Husker record book, as the 6-foot guard from Mexico, Mo., finished his career in the top 10 in 13 categories and still ranks among Nebraska career leaders in 10 categories, including assists (432, fourth), scoring average (15.9, seventh), steals (154, seventh), points scored (1,577, eighth), 3-pointers (145, eighth), free throw percentage (.788, eighth) and games started (96, 10th).

As a junior in 1997-98, Lue earned first-team All-Big 12 honors, averaging 21.2 points, 4.8 assists and 4.3 rebounds per game, as the Huskers went 20-12 and reached the NCAA Tournament. His 678 points that season ranked second on Nebraska's single-season chart while his 152 assists that season was fifth on NU's single-season list. He had four of his school-record seven career 30-point efforts in 1997-98, including a career-high 36-point performance against Virginia in the Rainbow Classic. He was at his best in leading the Huskers back to the NAAs after a four-year absence. With the Huskers sitting at 4-6 in the Big 12, Lue carried the Huskers down the stretch, averaging 24.3 points and 4.5 assists per game in leading the Huskers to six consecutive conference wins and a fourth-place finish in the Big 12.

He earned second-team All-Big 12 honors during a record-setting sophomore campaign in leading the Huskers to the NIT. Lue led the Huskers in both scoring (18.8 ppg) and assists (4.3 apg), while ranking sixth in the Big 12 in scoring. Lue became an immediate contributor to the Huskers as a true freshman, starting 34 games on Nebraska's NIT Championship Team, as he averaged 8.5 points per game and set a school freshman mark with 144 assists. A member of the Big Eight All-Freshman team, Lue became the first Husker freshman to score 30 points in a game when he accomplished the feat against Oregon in just his second game as a Husker.

Following his Husker career, he was the No. 23 overall pick of the Denver Nuggets before he was traded to the Los Angeles Lakers shortly after the 1998 NBA Draft. Lue won two NBA titles with the Lakers, as part of an 11-year professional career. He played for seven teams during his NBA career, appearing in 554 career games and averaging 8.5 points and 3.1 assists per game. Following his retirement at the conclusion of the 2008-09 season, Lue joined the Boston Celtics as the organization's Director of Player Development in 2009 and was named an assistant coach in 2011. He is currently an assistant coach with the Los Angeles Clippers.

A total of 22 people who have played supporting roles in shaping the Nebraska basketball program have also been enshrined by earning the Bud Cuca Special Merit Award. The award was renamed in honor of Cuca in 2003 after he passed away following a battle with cancer. Tom Osborne was the award recipient in 2013.

In 2003, the first Distinguished Hall of Fame Alumni Award was given, honoring a former player and Hall of Fame member who has been a positive force in the state and local community since his playing days ended. The award was named after Bus Whitehead, who passed away in 2010, to recognize his contributions to the Nebraska basketball program. Dave Hoppen was the 2013 Bus Whitehead Distinguished Alumni Award winner.



Tyronn Lue thanks the crowd during the 2013 Nebraska Basketball Hall of Fame Ceremony. Lue, a former All-Big 12 performer, is currently an assistant coach with the Los Angeles Clippers.

HALL OF FAME MEMBERS (62)

1989 (11)

James Buchanan, 1950-51-52
Sam Carrier, 1911-12-13
Steve Hokuf, 1930-31-33
Chuck Jura, 1970-71-72
Stuart Lantz, 1966-67-68
Don Maclay, 1929-30-31
Robert Parsons, 1936-37-38
Claude Retherford, 1947-48-49
Mathias "Mutt" Volz, 1923-24-25
George Wahlquist, 1933-35-36
Coach Harry Good, 1947-54

1990 (3)

Herschell Turner, 1958-59-60
Milton "Bus" Whitehead, 1948-49-50
Coach Joe Cipriano, 1964-80

1991 (3)

Leroy Chalk, 1969-70-71
Jerry Fort, 1973-74-75-76
Coach Jerry Bush, 1955-63

1992 (4)

Sid Held, 1940-41-42
Rex Ekwall, 1955-56-57
Marvin Stewart, 1969-70-71
Coach W.H. Browne, 1933-40

1993 (4)

Bob Pierce, 1949-50-51
Bill Johnson, 1952-53-54-55
Grant Simmons, 1964-65-66
Jack Moore, 1979-80-81-82

1994 (4)

Bob Cerv, 1947-48-49-50
Tom Russell, 1961-62
Nate Branch, 1965-66-67
Andre Smith, 1978-79-80-81

1995 (4)

Carl Olson, 1928-29
Don Fitz, 1939-40-41
Al Maxey, 1959-60
Tom Baack, 1966-67-68

1996 (7)

Walter Henrion, 1932-33
Gary Reimers, 1956-57-58
Wilson Fitzpatrick, 1958
Bob Grattop, 1968-69-70
Bob Siegel, 1974-75-76-77
Dave Hoppen, 1983-84-85-86
Coach Moe Iba, 1981-86

1997 (3)

Elmer Dohrmann, 1936-37-38
Fred Seger, 1952-53-54
Tom Scantlebury, 1968-69-70

1998 (3)

Paul Amen, 1936-37-38
Willard Fagler, 1952-53-54-55
Willie Campbell, 1965-66-67

1999 (3)

Don Smidt, 1956-57-58
Jim Kubacki, 1956-57-58
Brian Banks, 1976-77-78-79

2000 (3)

Daryl Petsch, 1962-63-64
Larry Cox, 1974-75-76
Stan Cloudy, 1983-84

2001 (3)

Brian Carr, 1984-85-86-87
Rich King, 1988-89-90-91
Floyd Ebaugh, 1936-37-38

2002 (2)

Clifford Scales, 1988-89-90-91
Willard Witte, 1928-29-30

2003 (1)

Beau Reid, 1988-89-90-91

2006 (1)

Eric Piatkowski, 1991-92-93-94

2009 (2)

Erick Strickland, 1993-94-95-96
Coach Danny Nee, 1987-2000

2011 (1)

Bruce Chubick, 1991-92-93-94

2013 (1)

Tyronn Lue, 1996-97-98

NEBRASKA HALL OF FAME WHITEHEAD DISTINGUISHED ALUMNI AWARD

2003—Milton "Bus" Whitehead
2009—Rex Ekwall
2011—Albert Maxey Sr.
2013—Dave Hoppen

BUD CUCA SPECIAL MERIT AWARD

1989—Ed Childress and Bud Cuca, Lincoln
1990—Paul Schneider, Lincoln
1991—Bob Devaney, Lincoln
1992—Don Bryant, Lincoln
1993—Tony Sharpe, Lincoln
1994—George Sullivan, Lincoln
1995—Jerry Lott, Lincoln
1996—Al Papik, Lincoln
1997—Mel Worster
and Woody Varner, Lincoln
1998—Ed Kaplan, Houston, Texas
and Jerry Solomon, Lincoln
1999—Lloyd Castner, Columbus
and Dick Perry, Lincoln
2000—Larry Frederick, Lincoln
2001—George Andreas, Lincoln
2003—Jack 'Butch' Lindley, Omaha
2009—Kent Pavelka, Omaha
2011—Harley and Marcia Bergmeyer, Dewitt
2013—Tom Osborne, Lincoln

NEBRASKA COACHING LEDGER



Tim Miles
2012-present



Doc Sadler
2007-2012



Barry Collier
2001-2006



Danny Nee
1987-2000



Moe Iba
1981-86



Joe Cipriano
1964-80



Jerry Bush
1955-63



Harry Good
1947-54



L.F. Klein
1946



A.J. Lewandowski
1941-45



William Browne
1933-40



Charles T. Black
1927-32



Ernest Bearg
1926



W.E. Kline
1924-25



Owen A. Frank
1922-23



Paul Schlisser
1920-21



Dr. E.J. Stewart
1917-19



Sam Waugh
1916



E.O. Stiehm
1912-15



O.F. Field
1911



T.J. Hewiat
1910



R.G. Clapp
1904-09



Fred Morrell
1902



E. Berry
1901



T.P. Hewitt
1900



Frank Lehmer
1897-99

ALL-TIME ASSISTANT COACHES

Name	Years		
Amen, Paul	1940-41	Lewandowski, A.J.	1938-40
Anwar, David	2007-2010, 2011-12	Mathews, Phillip	2007-10
Armstrong, Charles	1938, 1942-40	Mitchem, Lynn	1987-92
Baack, Tom	1978-86	Mouton, Kevin	2001
Bargen, Gary	1987-95	Novsek, Doug	2003-06
Benford, Tony	2006-2008	Porter, Lonnie	1973-77
Broughton, Mike	2003	Rankin, Reggie	2001-03
Campbell, Dave	2001-02	Reid, Arden	1987-89
Carter, Tim	1984	Roose, Walter	2009-10
Cipriano, Randy	1982-86	Roth, Randy	1997-2000
Croft, Chris	2010-11	Sharpe, Tony	1947-63
Cox, Jeremy	2011-12	Smith, Craig	2012-present
Farley, Doug	1985-86	Smith, Jeff	1990-95
Fisher, Morris	1935-37	Spinelli, Scott	2004-06
Flanigan, Wes	2010-12	Spoonhour, Charlie	1982-83
Francis Jr., Jerome	2006	Stevens, Ed	1967
Gates, Bob	1964-66	Stewart, Ron	1980
Gay, Larry	2000	Webster, Tracy	2010-11
Hammond, John	1981	Williams, Jimmy	1993-99
Harriman, Chris	2012-present	Whitehead, Milton "Bus"	1955
Harshman, Dave	1978		
Harrell, Bill	1968-69		
Hill, Cleo	1999-2000		
Howard, Scott	1996-98		
Hughes, Rex	1970-72		
Hunter, Kenya	2013-present		
Iba, Moe	1971-80		
Johnson, Ben	2012-13		
Johnson, Bill	1996-97		

HEAD COACHING RECORDS (BY WINS)

Coach	Season(s)	Years	Games	Won	Lost	Pct.	Conf. Titles
Danny Nee	1987-2000	14	444	254	190	.572	0 (1 B8T)
Joe Cipriano	1964-80	17	450	253	197	.562	0 (1 B8HT)
Moe Iba	1981-86	6	177	106	71	.599	0
Doc Sadler	2007-12	6	190	101	89	.532	0
Barry Collier	2001-06	6	180	89	91	.494	0
Harry C. Good	1947-54	8	185	86	99	.465	2
Jerry Bush	1955-63	9	213	81	132	.380	0
William Browne	1933-40	8	151	64	87	.424	1
R.G. Clapp	1904-09	6	102	59	43	.578	0
E.O. Stiehm	1912-15	4	70	56	14	.800	3
Charles T. Black	1927-32	6	108	51	57	.472	0
Paul Schlisser	1920-21	2	42	37	5	.881	0
Dr. E.J. Stewart	1917-19	3	52	29	23	.558	0
A.J. Lewandowski	1941-45	5	87	24	63	.276	0
W.E. Kline	1924-25	2	35	23	12	.657	0
Tim Miles	2012-present	1	33	15	18	.454	0
Owen A. Frank	1922-23	2	35	14	21	.400	0
Sam Waugh	1916	1	14	13	1	.929	1
O.F. Field	1911	1	18	9	9	.500	0
Ernest Bearg	1926	1	18	8	10	.444	0
Frank Lehmer	1897-99	3	10	7	3	.700	0
Walter Hiltner	1903	1	12	7	5	.583	0
L.F. Klein	1946	1	20	7	13	.350	0
T.J. Hewiat	1910	1	16	6	10	.375	0
T.P. Hewitt	1900	1	5	5	0	1.000	0
Fred Morrell	1902	1	8	5	3	.625	0
E. Berry	1901	1	6	3	3	.500	0
Totals	1897-2013	117	2,683	1,414	1,269	.527	7 (1B8T)

117 YEARS OF NEBRASKA BASKETBALL

Year	All Games		Conference		Conference Finish	Highlights, Notes	Year	W	L	W	L	Notes
	W	L	W	L								
1896-97	2	0	0	0	None	both games seven-on-seven	1896-97	2	0	0	0	tie 6th, Big Eight..... Joe Cipriano's first season
1897-98	1	3	0	0	None	all games against YMCA teams	1897-98	1	3	0	0	tie 6th, Big Eight..... beat No. 1 Michigan in Lincoln
1898-99	4	0	0	0	None	Neb. Wesleyan first collegiate foe	1898-99	4	0	0	0	2nd, Big Eight..... first winning season in 15 years,
1899-1900	5	0	0	0	None	first meeting with Kansas	1899-1900	5	0	0	0 school's second 20-win campaign
1900-01	3	3	0	0	None	win streak reaches 13 games	1900-01	3	3	0	0 finished season ranked 11th (UPI)
1901-02	5	3	0	0	None		1901-02	5	3	0	0 Grant Simmons, All-Big Eight
1902-03	7	5	0	0	None		1902-03	7	5	0	0	tie 2nd, Big Eight..... first-ever NIT Tournament bid,
1903-04	9	5	0	0	None	Wisconsin is first Big Ten foe	1903-04	9	5	0	0 Stuart Lantz, All-Big Eight
1904-05	11	5	0	0	None		1904-05	11	5	0	0	tie 3rd, Big Eight..... Lantz, All-Big Eight pick
1905-06	12	2	0	0	None	then-school record 12 wins	1905-06	12	2	0	0 NU won Big Eight Holiday title
1906-07	10	6	0	0	None	NU record 74-point win vs. Crete	1906-07	10	6	0	0	tie 6th, Big Eight.....
1907-08	9	10	4	2	2nd, MVC	first losing season in 10 years	1907-08	9	10	4	2	4th, Big Eight..... Marvin Stewart, All-Big Eight
1908-09	8	15	5	5	2nd, MVC	W.W. Walsh, first-team MVC	1908-09	8	15	5	5	4th, Big Eight..... Chuck Jura, All-Big Eight
1909-10	6	10	6	2	2nd, MVC	E.O. Perry, first-team MVC	1909-10	6	10	6	2	tie 6th, Big Eight.....
1910-11	9	9	6	6	2nd, MVC	J.P. Gibson, A.O. Frank, All-MVC	1910-11	9	9	6	6	4th, Big Eight..... Jerry Fort, All-Big Eight
1911-12	14	1	8	0	1st, MVC	Won season's final nine games	1911-12	14	1	8	0	4th, Big Eight..... Jerry Fort, All-Big Eight
1912-13	17	2	10	0	1st, MVC	Sam Carrier, Ross Haskell, All-MVC; Carrier, All-American	1912-13	17	2	10	0 then-school-record 40 points against Missouri
1913-14	15	3	7	0	1st, MVC		1913-14	15	3	7	0	3rd, Big Eight..... Jerry Fort, All-Big Eight,
1914-15	10	8	8	4	2nd, MVC	first MVC loss in four years	1914-15	10	8	8	4 finished with then-school-record 1,882 points,
1915-16	13	1	12	0	1st, MVC	perfect 12-0 in Missouri Valley	1915-16	13	1	12	0 last season in NU Coliseum
1916-17	12	10	4	8	5th, MVC		1916-17	12	10	4	8	5th, Big Eight..... first season in Devaney Center
1917-18	7	7	4	5	5th, MVC		1917-18	7	7	4	5	2nd, Big Eight..... first NU-Creighton meeting in 45 years
1918-19	10	6	10	6	3rd, MVC	Carl Johnson, All-MVC pick	1918-19	10	6	10	6 NU makes 2nd NIT appearance
1919-20	22	2	0	0	None	then-NU record 22 wins stood for 71 seasons, no conference affiliation	1919-20	22	2	0	0 Brian Banks, All-Big Eight
1920-21	15	3	9	1	2nd, MVC		1920-21	15	3	9	1	5th, Big Eight.....
1921-22	8	9	8	8	tie 4th, MVC		1921-22	8	9	8	8	tie 2nd, Big Eight..... Andre Smith, All-Big Eight
1922-23	6	12	5	11	6th, MVC		1922-23	6	12	5	11 Moe Iba, Big Eight Coach of the Year
1923-24	11	7	10	6	3rd, MVC		1923-24	11	7	10	6	tie 2nd, Big Eight..... Smith, Big Eight POW
1924-25	12	5	11	5	2nd, MVC	Orr Goodson, Mutt Volz, All-MVC	1924-25	12	5	11	5 Iba, Big Eight Coach of the Year
1925-26	8	10	7	7	5th, MVC	first season in NU Coliseum	1925-26	8	10	7	7	tie 4th, Big Eight..... Jack Moore, All-Big Eight
1926-27	12	6	7	5	4th, MVC	Clark Smatha, All-MVC pick	1926-27	12	6	7	5 NU defeated No. 1 Missouri
1927-28	7	11	7	11	tie 7th, MVC	all games vs. league foes	1927-28	7	11	7	11	tie 3rd, Big Eight..... NU reached NIT semifinals
1928-29	11	5	5	5	3rd, Big Six	first season of play in Big Six	1928-29	11	5	5	5	3rd, Big Eight..... Second straight NIT bid,
1929-30	9	9	6	4	3rd, Big Six	Don Maclay, first-team All-Big Six	1929-30	9	9	6	4 Dave Hoppen, All-Big Eight, set
1930-31	9	9	6	4	3rd, Big Six	Don Maclay, All-American	1930-31	9	9	6	4 six school records
1931-32	3	17	2	8	6th, Big Six	Steve Hokuf, first-team All-Big Six	1931-32	3	17	2	8	3rd, Big Eight..... NU's first-ever NCAA berth,
1932-33	3	13	2	8	tie 5th, Big Six	Hokuf, All-Big Six, All-American	1932-33	3	13	2	8 Hoppen, All-Big Eight, finished as
1933-34	7	11	5	5	4th, Big Six		1933-34	7	11	5	5 NU's all-time leading scorer
1934-35	6	12	3	7	5th, Big Six		1934-35	6	12	3	7	5th, Big Eight..... third place in NIT
1935-36	13	8	7	3	2nd, Big Six	George Wahlquist, All-Big Six, All-American	1935-36	13	8	7	3	7th, Big Eight..... first losing season in 15 years
1936-37	13	7	8	2	tie 1st, Big Six	shared Big Six title, Robert Parsons, All-Big Six, All-American	1936-37	13	7	8	2	7th, Big Eight..... second NIT bid in three years
1937-38	9	11	4	6	tie 3rd, Big Six	Parsons, All-Big Six	1937-38	9	11	4	6	7th, Big Eight.....
1938-39	7	13	3	7	5th, Big Six		1938-39	7	13	3	7	3rd, Big Eight..... School-record 26 wins, finished
1939-40	6	12	2	8	tie 4th, Big Six		1939-40	6	12	2	8 with highest-ever ranking at No. 9,
1940-41	8	10	6	4	3rd, Big Six	Sid Held, Don Fritz, All-Big Six	1940-41	8	10	6	4 NU-record tying 14 straight wins
1941-42	6	13	4	6	4th, Big Six		1941-42	6	13	4	6	5th, Big Eight..... Second straight NCAA bid
1942-43	6	10	5	5	tie 3rd, Big Six		1942-43	6	10	5	5	tie 2nd, Big Eight..... Third straight NCAA bid,
1943-44	2	13	1	9	tie 5th, Big Six	fewest wins in 46 seasons	1943-44	2	13	1	9 Eric Piatkowski, All-Big Eight
1944-45	2	17	1	9	6th, Big Six		1944-45	2	17	1	9	4th, Big Eight..... Fourth straight NCAA bid,
1945-46	7	13	3	7	tie 4th, Big Six		1945-46	7	13	3	7 second straight 20-win season,
1946-47	10	14	3	7	tie 5th, Big Six	league Holiday tourney begins	1946-47	10	14	3	7 Big Eight Tournament champs
1947-48	11	13	5	7	5th, Big Seven	first year of Big Seven	1947-48	11	13	5	7 Piatkowski, All-Big Eight
1948-49	16	10	9	3	tie 1st, Big Seven	NU lost in NCAA District game, Claude Retherford, Big Seven MVP, Bus Whitehead, All-Big Seven	1948-49	16	10	9	3	7th, Big Eight..... NIT bid, fifth straight postseason
1949-50	16	7	8	4	tie 1st, Big Seven	Bus Whitehead, All-Big Seven	1949-50	16	7	8	4	7th, Big Eight..... NIT Champions
1950-51	9	14	4	8	5th, Big Seven	tied for second straight league title	1950-51	9	14	4	8	7th, Big Eight..... School-record seventh straight
1951-52	7	17	3	9	7th, Big Seven	Jim Buchanan, All-American, All-Big Seven	1951-52	7	17	3	9 postseason appearance (NIT)
1952-53	9	11	4	8	6th, Big Seven		1952-53	9	11	4	8	4th, Big Eight..... First NCAA berth in four years,
1953-54	8	13	5	7	tie 4th, Big Seven		1953-54	8	13	5	7 Tyronn Lue, All-Big 12
1954-55	9	12	6	6	tie 3rd, Big Seven	defeated Wooden-coached UCLA	1954-55	9	12	6	6	tie 5th, Big Eight..... Ninth straight postseason (NIT)
1955-56	7	16	3	9	6th, Big Seven		1955-56	7	16	3	9 Venson Hamilton, Big 12 Player of Year
1956-57	11	12	5	7	tie 4th, Big Seven	defeated two No. 4 teams	1956-57	11	12	5	7	tie 8th, Big Eight..... Nee is NU's winningest coach
1957-58	10	13	5	7	tie 4th, Big Seven		1957-58	10	13	5	7	7th, Big Eight..... Collier's first season with Huskers
1958-59	12	13	5	9	tie 5th, Big Eight	first season of Big Eight	1958-59	12	13	5	9	tie 7th, Big Eight..... Cochran career record 268 3-ptrs.
1959-60	7	17	4	10	tie 7th, Big Eight	Herschell Turner, All-Big Eight, NU's first 1,000-point scorer	1959-60	7	17	4	10	12th, Big Eight..... tied school record for losses
1960-61	10	14	4	10	6th, Big Eight		1960-61	10	14	4	10	9th, Big Eight..... First postseason bid under Collier
1961-62	9	16	5	9	tie 5th, Big Eight		1961-62	9	16	5	9	t8th, Big Eight..... McCray, Maric set NU frosh records
1962-63	6	19	1	13	8th, Big Eight	School-record 19 losses	1962-63	6	19	1	13	6th, Big Eight..... Second postseason bid in three years
							1963-64	7	18	5	9	t7th, Big Eight..... First season under Doc Sadler
							1964-65	10	15	5	9	t7th, Big Eight..... 12th 20-win season, postseason NIT
							1965-66	20	5	12	2	t7th, Big Eight.....
							1966-67	16	9	10	4	t8th, Big Eight..... Aleks Maric, All-Big 12
							1967-68	15	10	8	6	8th, Big Eight..... First .500 record in Big 12 in decade
							1968-69	12	14	5	9 Second straight postseason NIT
							1969-70	16	9	7	7	12th, Big Eight.....
							1970-71	18	8	8	6	t7th, Big Eight..... Third straight postseason appearance in four years
							1971-72	14	12	7	7	11th, Big Ten..... First season in Big Ten Conference
							1972-73	9	17	4	10	10th, Big Ten..... First season under Tim Miles
							1973-74	14	12	7	7	Totals
							1974-75	14	12	7	7	1,414
							1975-76	19	8	10	4	1,260
							1976-77	15	14	7	7	628
							1977-78	22	8	9	5	726
							1978-79	14	13	7	7	6 NCAA, 17 NIT appearances
							1979-80	18	13	8	6	
							1980-81	15	12	9	5	
							1981-82	16	12	7	7	
							1982-83	22	10	9	5	
							1983-84	18	12	7	7	
							1984-85	16	14	5	9	
							1985-86	19	11	8	6	
							1986-87	21	12	7	7	
							1987-88	13	18	4	10	
							1988-89	17	16	4	10	
							1989-90	10	18	3	11	
							1990-91	26	8	9	5	
							1991-92	19	10	7	7	
							1992-93	20	11	8	6	
							1993-94	20	10	7	7	
							1994-95	18	14	4	10	
							1995-96	21	14	4	10	
							1996-97	18	15	7	9	
							1997-98	20	12	10	6	

YEAR-BY-YEAR RESULTS

1896-97

Overall Record: 2-0
 Home: 2-0 Away: 0-0
 Coach: Frank Lehmer
 H 2/2 Lincoln YMCA.....W 11 8
 H 2/23 Lincoln YMCA.....W 23 14
 Season Notes: Six years after Dr. James Naismith invented the game, NU fielded its first team...Coach Frank Lehmer guided first team... both games were played seven-on-seven.

1897-98

Overall Record: 1-3
 Home: 0-3 Away: 1-0
 Coach: Frank Lehmer
 H 1/8 Lincoln YMCA..... L 9 15
 H 1/15 Omaha YMCA..... L 12 16
 H 2/1 Lincoln YMCA..... L 13 20
 A 2/22 Omaha YMCA.....W 10 9
 Season Note: After three straight losses to open season, Nebraska ended its second year of intercollegiate basketball with 10-9 win over Omaha YMCA in its first-ever road game.

1898-99

Overall Record: 4-0
 Home: 3-0 Away: 1-0
 Coach: Frank Lehmer
 H 12/13 Nebraska Wesleyan.....W 37 5
 H 1/17 DoaneW 52 7
 H 1/20 Omaha YMCA.....W 21 14
 A 2/2 Nebraska Wesleyan.....W 57 3
 Season Notes: Second undefeated season in school history...final season for NU's first coach, Frank Lehmer...after six games in first two seasons of intercollegiate basketball against Lincoln and Omaha YMCA teams, Huskers faced first collegiate opponent in Nebraska Wesleyan.

1899-1900

Overall Record: 5-0
 Home: 5-0 Away: 0-0
 Coach: T.P. Hewitt
 H Nebraska Wesleyan.....W 42 9
 H Lincoln YMCA.....W 39 7
 H DoaneW 57 3
 H Omaha YMCA.....W 26 14
 H 3/2 Kansas.....W 48 8
 Season Notes: Third and final undefeated season in school history... Kansas game at Lincoln was first-ever between Big Eight Conference schools and ranks as worst loss ever for Jayhawks... W.E. Anderson had school's first 30-point game with 34 vs. KU...Coach T.P. Hewitt's only season.

1900-01

Overall Record: 3-3
 Home: 2-1 Away: 1-2
 Coach: E. Berry
 A Omaha YMCAW 13 11
 H Lincoln YMCA.....W 10 8
 H Omaha YMCA.....W 20 12
 H Omaha YMCA..... L 20 28
 A Fond du Lac..... L 20 32
 A Stevens Point A.C..... L 13 38
 Season Notes: NU opened season with three straight wins to run win streak to 13 straight, but then dropped final three games to finish .500...third consecutive .500 or better record...only season for Coach E. Berry.

1901-02

Overall Record: 5-3
 Home: 3-0 Away: 2-3
 Coach: Fred Morrell
 H 1/18 Nebraska Wesleyan.....W 63 14
 H 2/1 Lincoln YMCA.....W 32 30
 A 2/15 Minnesota..... L 9 52
 A 2/17 Sioux City YMCA.....W 42 24
 A 2/28 Haskell L 29 79
 A 3/1 Kansas.....W 35 29
 A 3/3 Topeka YMCA..... L 36 52
 H 3/22 Topeka YMCA.....W 27 13

Season Notes: First and only season for Coach Fred Morrell...fourth straight .500 or better season.

1902-03

Overall Record: 7-5
 Home: 3-1 Away: 4-4
 Coach: Walter Hiltner
 H 12/18 Lincoln YMCA.....W 25 18
 A 1/17 Haskell L 18 25
 H 1/24 Lincoln YMCA..... L 24 35
 H 1/31 Kansas.....W 23 18
 A 2/3 Denver YMCA.....W 44 29
 A 2/4 Colorado College.....W 39 11
 A 2/5 ColoradoW 28 12
 A 2/6 Greeley HighW 25 15
 A 2/7 Cheyenne Business L 28 42
 H 2/20 Lincoln YMCA.....W 33 20
 A 3/6 Minnesota Ag..... L 4 13
 A 3/7 Minnesota..... L 14 41
 Season Notes: In only season under Coach Walter Hiltner, Nebraska posted 7-5 record...fifth straight .500-plus campaign.

1903-04

Overall Record: 9-5
 Coach: R.G. Clapp
 (Sites and dates unavailable)
 Nebraska Wesleyan.....W 47 10
 Highland Park..... L N/A N/A
 Lincoln HighW 49 26
 Nebraska Wesleyan..... L 31 32
 Lincoln YMCA..... L N/A N/A
 Lincoln YMCA.....W N/A N/A
 Lincoln YMCA.....W 31 12
 Nebraska Wesleyan.....W 25 9
 Omaha ChristianW 35 26
 Sioux City YMCA..... L 14 49
 Morningside.....W 57 27
 Minnesota..... L 21 42
 Minneapolis YMCAW 15 10
 H Wisconsin.....W 25 22
 Season Notes: In first season under Coach R.G. Clapp, Nebraska won school-record nine games...Wisconsin was first Big Ten school to play Huskers at Lincoln.

1904-05

Overall Record: 11-5
 Coach: R.G. Clapp
 (Sites and dates unavailable)
 Nebraska Wesleyan.....W 32 31
 Highland Park..... L 34 39
 Nebraska Wesleyan.....W 57 23
 Omaha YMCA.....W 24 21
 Fort Dodge.....W 53 27
 Shattuck.....W 44 22
 Minnesota.....W 22 21
 Minnesota.....W 28 25
 Omaha YMCA..... L 29 30
 Baker.....W 49 19
 Port Washington.....W 47 36
 Ripon..... L 28 32
 Menasha.....W 37 19
 LawrenceW 37 24
 Lewis..... L 32 61
 Chicago Central..... L 22 59
 Season Note: Huskers won then-school-record 11 games.

1905-06

Overall Record: 12-2
 Home: 4-1 Away: 8-1
 Coach: R.G. Clapp
 H 1/13 Kansas City A.C.....W 33 22
 H 1/29 Kansas City YMCAW 25 24
 H 2/3 Baker.....W 34 23
 H 2/12 Kansas..... L 17 37
 A 2/19 Kansas State.....W 50 14
 A 2/20 Fort Riley.....W 43 13
 A 2/21 Baker.....W 33 27
 A 2/22 Independence.....W 41 16
 A 2/23 Kansas City A.C..... L 21 49
 A 2/25 Kansas City A.C.....W 26 25
 H 3/15 Brown "B".....W 57 12
 A 3/20 Bellevue.....W 39 27
 A 3/21 Fort Dodge.....W 33 23
 A 3/22 Shattuck.....W 59 23
 Season Note: Nebraska won then-school-record 12 games with just two losses.



Nebraska's first basketball team posted a 2-0 record in 1896-97.

1906-07

Overall Record: 10-6
Home: 5-0 Away: 5-6
Coach: R.G. Clapp

A	1/4	Crete	W	82	8
A	1/11	Nebraska Wesleyan	W	38	26
H	1/26	Central City	W	40	9
H	1/28	Iowa	W	25	17
H	2/9	Kansas	W	32	19
A	2/14	Fort Dodge	W	34	22
A	2/15	Minnesota	L	19	20
A	2/16	Minnesota	L	18	20
A	2/18	Hudson	W	26	25
A	2/19	Marshfield (Co. A.)	W	33	16
A	2/20	Portage (Co. F.)	L	23	37
A	2/21	Wisconsin	L	31	35
A	2/22	Iowa	L	29	32
A	2/23	Grinnell	L	21	27
H	3/1	Denver	W	40	13
H	3/25	Nebraska Wesleyan	W	59	11

Season Notes: Nebraska posted ninth straight .500 or better record, third consecutive under Coach R.G. Clapp...74-point margin of victory over Crete (82-8) is largest in school history.

1907-08

Overall Record: 9-10 Conference: 4-2 in Missouri Valley (2nd)
Home: 3-3 (2-2) Away: 6-7 (2-0)
Coach: R.G. Clapp

A	12/18	Nebraska Wesleyan	W	33	19
H	1/11	Muscatine	L	21	39
A	1/15	Kansas State	W	36	18
A	1/16	Washburn	W	26	25
A	1/17	Kansas	W	20	17
A	1/18	Kansas	W	23	21
H	1/23	Highland Park	W	51	23
H	1/31	Missouri	W	41	30
H	2/1	Missouri	W	43	31
H	2/21	Kansas	L	26	28
H	2/22	Kansas	L	25	28
A	2/28	Minnesota	L	12	43
A	2/29	Minnesota	L	10	32
A	3/2	Portage	L	16	39
A	3/3	Wisconsin	L	4	43
A	3/4	DePaul	W	25	18
A	3/5	Morrison	L	19	23
A	3/6	Iowa	L	26	39
A	3/7	Grinnell	L	14	37

Season Notes: First season as member of Missouri Valley Conference... Huskers won MVC North Division title with 4-2 record, but because of scheduling difficulties, did not play a game against a team in own division...Husker Wilbur Wood was nation's second black college basketball player at a predominately white institution...Jumbo Stiehm, who would later become NU's football and basketball coach, scored

24 points in Wisconsin's 43-4 victory at Madison...second sub-.500 record in school history.

1908-09

Overall Record: 8-15 Conference: 5-5 in Missouri Valley (2nd)
Home: 5-5 (4-0) Away: 3-10 (1-5)
Coach: R.G. Clapp

H	12/12	Cotner	W	28	24
H	12/17	Lincoln YMCA	L	16	34
A	1/7	Kansas State	W	36	31
A	1/8	Kansas	L	13	48
A	1/9	Kansas	L	17	36
H	1/15	Iowa State	W	42	20
H	1/16	Iowa State	W	40	21
H	1/22	Drake	W	39	30
H	1/23	Drake	W	34	12
H	1/30	Kansas	L	13	18
H	2/1	Missouri	L	24	26
A	2/5	Minnesota	L	17	24
A	2/6	Minnesota	L	21	39
A	2/8	Iowa State	L	16	22
A	2/9	Iowa State	W	31	17
A	2/10	Drake	L	12	34
A	2/11	Drake	L	15	25
H	2/19	Minnesota	L	26	28
H	2/20	Minnesota	L	20	29
KC	3/4	Kansas	L	22	28
KC	3/5	Kansas	L	15	24
KC	3/6	Kansas	W	32	29
A	3/8	Nebraska Wesleyan	L	32	62

Season Notes: For second straight year, Nebraska captured MVC Northern Division title...Kansas took two of three games against Cornhuskers in playoff at Kansas City, Mo., and won conference title...W.W. Walsh earned first-team All-MVC honors, first NU player ever honored...Coach R.G. Clapp retired after six seasons.

1909-10

Overall Record: 6-10 Conference: 6-2 in Missouri Valley (2nd)
Home: 4-3 (4-0) Away: 2-7 (2-2)
Coach: T.J. Hewiat

A	1/6	Kansas State	L	16	27
A	1/7	Kansas State	L	17	32
A	1/8	Kansas	L	16	40
H	1/21	Iowa State	W	24	21
H	1/22	Iowa State	W	29	26
H	1/28	Drake	W	40	14
H	1/29	Drake	W	27	6
A	2/8	Drake	W	20	16
A	2/10	Drake	W	22	13
A	2/11	Iowa State	L	23	34
A	2/12	Iowa State	L	17	18
H	2/14	Kansas State	L	17	28
A	2/18	Minnesota	L	14	33

A	2/19	Minnesota	L	9	27
H	2/26	Kansas	L	20	40
H	2/27	Kansas	L	13	40

Season Notes: In only season under Coach T.J. Hewiat, Nebraska finished 6-10...Huskers won MVC North Division title for third straight year, but Kansas had better division record than NU and was declared conference champion...E.O. Perry was first-team All-Missouri Valley Conference pick.

1910-11

Overall Record: 9-9 Conference: 6-6 in Missouri Valley (2nd)
Home: 6-3 (4-2) Away: 3-6 (2-4)
Coach: O.F. Field

H	1/7	Cotner	L	17	35
H	1/14	Nebraska Wesleyan	W	42	26
H	1/20	Iowa State	W	41	20
H	1/21	Iowa State	L	31	33
A	1/26	Morningside	W	23	19
A	1/27	Minnesota	L	10	25
A	1/28	Minnesota	L	15	40
H	2/4	South Dakota	W	30	25
A	2/6	Iowa State	L	27	31
A	2/7	Iowa State	W	22	19
A	2/8	Missouri	L	26	39
A	2/9	Missouri (OT)	L	36	37
A	2/10	Kansas	W	15	11
A	2/11	Kansas	L	12	37
H	2/24	Kansas	W	38	28
H	2/25	Kansas	W	34	24
H	2/26	Missouri	W	30	23
H	2/27	Missouri	L	20	23

Season Notes: NU finished second in Missouri Valley Conference, three games behind Kansas...J.P. Gibson and O.A. Frank earned first-team All-Missouri Valley Conference honors...NU's first-ever overtime game.

1911-12

Overall Record: 14-1 Conference: 8-0 in Missouri Valley (1st)
Home: 6-0 (4-0) Away: 8-1 (4-0)
Coach: E.O. "Jumbo" Stiehm

H	1/12	Drake	W	42	24
H	1/13	Drake	W	35	13
A	1/18	Kansas State	W	26	25
A	1/19	Kansas	W	30	27
A	1/20	Kansas	W	30	26
A	1/26	Minnesota	L	15	40
A	1/27	Morningside	W	62	10
H	2/2	Iowa State	W	33	12
H	2/3	Iowa State	W	40	14
A	2/21	Drake	W	33	15
A	2/22	Drake	W	46	14
A	2/23	Iowa State	W	31	21
A	2/24	Iowa State	W	31	12
H	3/1	Kansas	W	49	21
H	3/2	Kansas	W	29	28

Season Notes: Huskers claimed MVC North Division crown with 8-0 record... after 25-point loss at Minnesota in sixth game of season, Nebraska won final nine games...in first season as Husker mentor, Stiehm made history by becoming first coach in conference history to win football and basketball titles in the same academic year...he repeated the feat a year later.

1912-13

Overall Record: 17-2 Conference: 10-0 in Missouri Valley (1st)
Home: 10-0 (5-0) Away: 7-2 (5-0)
Coach: E.O. "Jumbo" Stiehm

H	1/11	Cotner	W	29	18
H	1/17	Omaha X	W	46	13
H	1/18	Nebraska Wesleyan	W	39	26
A	1/23	St. Joseph's	W	25	11
A	1/24	Sacred Heart	W	31	9
A	1/25	Minnesota	L	11	20
H	1/31	Drake	W	32	7
H	2/1	Drake	W	24	15
A	2/7	Nebraska Wesleyan	W	27	20
H	2/15	Kansas State	W	27	16
A	2/19	Drake	W	21	4
A	2/20	Drake	W	25	11
A	2/21	Iowa State	W	29	12
A	2/22	Iowa State	W	16	10
H	2/28	Iowa State	W	28	8
H	3/1	Iowa State	W	24	12
H	3/10	Kansas	W	40	25
A	3/11	Kansas	W	18	16
N	3/12	Kansas*	L	24	30

*Manhattan, Kan.



The 1911-12 team captured the school's first Missouri Valley Conference title.

THIS IS NEBRASKA
OUTLOOK
2013-14 HUSKERS
COACHES
ADMINISTRATION
OPPONENTS
REVIEW
RECORDS
HISTORY
MEDIA

Season Notes: Huskers won North Division title with 10-0 record, recognized as league champion...dropped playoff game to South Division champ Kansas, 30-24, at Manhattan, Kan....Ross Haskell and Sam Carrier were first-team All-Missouri Valley Conference selections; Carrier also earned All-America honors.

1913-14

Overall Record: 15-3 Conference: 7-0 in Missouri Valley (1st)

Home: 7-2 (4-0) Away: 8-1 (3-0)

Coach: E.O. "Jumbo" Stiehm

H	1/10	Omaha X.....	W	44	22
H	1/17	Cotner.....	W	56	11
H	1/23	Nebraska Wesleyan.....	W	29	20
H	1/24	Nebraska Wesleyan.....	L	18	24
A	2/5	St. Joseph's.....	W	48	11
A	2/6	Minnesota.....	W	21	16
A	2/7	Minnesota.....	W	14	9
A	2/9	Fort Dodge Co. G.....	W	38	22
H	2/13	Drake.....	W	32	20
H	2/14	Drake.....	W	31	10
A	2/17	Omaha Alumni.....	W	40	19
A	2/18	Simpson.....	L	21	22
A	2/19	Drake.....	W	36	17
A	2/20	Iowa State.....	W	15	9
A	2/21	Iowa State.....	W	16	3
H	2/27	Iowa State.....	W	24	16
H	2/28	Iowa State.....	W	41	13
H	3/5	Wesleyan Auto.....	L	19	31

Season Notes: Nebraska captured Missouri Valley Conference North Division crown with 7-0 record...squad was known as "Point a Minute" team, because it was reported to be so fast it took a movie camera to catch it.

1914-15

Overall Record: 10-8 Conference: 8-4 in Missouri Valley (2nd)

Home: 3-2 (3-1) Away: 7-6 (5-3)

Coach: E.O. "Jumbo" Stiehm

A	1/6	Ft. Dodge (Co. G).....	L	18	23
A	1/7	Hamline.....	W	20	9
A	1/8	Minnesota.....	L	18	22
A	1/9	Minnesota.....	L	9	23
H	1/15	Iowa State.....	W	32	15
H	1/16	Iowa State.....	W	25	12
A	1/20	Kansas State.....	W	26	19
A	1/21	Kansas State.....	W	26	20
A	1/22	Kansas.....	L	18	43
A	1/23	Kansas.....	L	23	30
A	2/5	Nebraska Wesleyan.....	W	13	9
A	2/10	Drake.....	W	14	5
A	2/11	Drake.....	W	23	14
A	2/12	Iowa State.....	W	24	12
A	2/13	Iowa State.....	L	11	25
H	2/19	Drake.....	L	19	20
H	2/20	Drake.....	W	27	11
H	3/3	Nebraska Wesleyan.....	L	15	39

Season Notes: Huskers finished second in Missouri Valley Conference race, three games back of first-place Kansas...final season for Coach E.O. Stiehm.

1915-16

Overall Record: 13-1 Conference: 12-0 in Missouri Valley (1st)

Home: 8-0 (8-0) Away: 5-1 (4-0)

Coach: Sam Waugh

H	1/14	Kansas.....	W	34	33
H	1/15	Kansas.....	W	40	27
H	1/21	Drake.....	W	41	12
H	1/22	Drake.....	W	44	16
A	1/30	Burgess-Nash.....	W	24	20
H	2/4	Iowa State.....	W	35	21
H	2/5	Iowa State.....	W	31	14
H	2/11	Kansas State.....	W	21	20
H	2/12	Kansas State.....	W	26	25
A	2/18	Nebraska Wesleyan.....	L	19	23
A	2/23	Drake.....	W	34	24
A	2/24	Drake.....	W	40	15
A	2/25	Iowa State.....	W	23	14
A	2/26	Iowa State.....	W	29	17

Season Notes: Huskers won Missouri Valley Conference title with 12-0 record; finished 13-1 in only season under direction of Coach Sam Waugh...lone loss was 23-19 decision to cross-town rival Nebraska Wesleyan.

1916-17

Overall Record: 12-10 Conference: 4-8 in Missouri Valley (5th)

Coach: Dr. E.J. Stewart

(Some sites and dates unavailable)

		Simpson.....	W	20	13
		Cotner.....	W	42	10
		Grinnell.....	L	9	22
		St. Joseph's.....	W	21	11
		St. Thomas (Minn.).....	W	23	8
		Hamline.....	W	15	8
		Brandeis (Omaha).....	W	29	11
		York College.....	W	23	14
		Nebraska Wesleyan.....	W	27	14
H	2/9	Missouri.....	L	16	18
H	2/10	Missouri.....	L	7	18
A		Kansas State.....	L	13	45
A		Kansas State.....	L	10	34
A	2/16	Kansas.....	W	21	19
A	2/17	Kansas.....	L	10	30
A	2/22	Iowa State.....	L	7	19
A	2/23	Iowa State.....	L	17	24
		Drake.....	W	23	13
		Drake.....	W	26	18
		Nebraska Wesleyan.....	L	15	18
H	3/9	Iowa State.....	L	22	24
H	3/10	Iowa State.....	W	24	21

Season Note: First season on sideline for Coach E.J. Stewart.

1917-18

Overall Record: 7-7 Conference: 4-5 in Missouri Valley (5th)

Home: 3-3 (1-1) Away: 4-4 (3-4)

Coach: Dr. E. J. Stewart

H		Camp Funston.....	L	14	43
H		Fort Dodge.....	W	19	16
H		Fort Dodge.....	L	14	21
A		Washington (Mo.).....	L	17	44
A	2/8	Missouri.....	L	9	22
A	2/9	Missouri.....	L	8	16
H	2/15	Kansas.....	W	24	23
H	2/16	Kansas.....	L	25	31
A		Nebraska Wesleyan.....	W	18	10
H		Nebraska Wesleyan.....	W	24	14
A		Drake.....	W	32	10
A		Drake.....	W	21	14
A		Kansas State.....	W	31	23
A		Kansas State.....	L	16	26

Season Note: Eighth straight .500 or better record.

1918-19

Overall Record: 10-6 Conference: 10-6 in Missouri Valley (3rd)

Home: 6-3 (6-3) Away: 4-3 (4-3)

Coach: Dr. E.J. Stewart

A	1/22	Drake.....	W	34	13
A	1/23	Grinnell.....	W	24	14
A	1/24	Grinnell.....	L	15	16
A	1/25	Drake.....	W	24	14
H	1/30	Drake.....	L	15	22
H	2/1	Drake.....	W	19	9
H	2/7	Washington (Mo.).....	W	35	25
H	2/8	Washington (Mo.).....	W	28	13
H	2/14	Missouri.....	W	28	26
H	2/15	Missouri.....	W	21	14
A	3/5	Kansas.....	L	17	31
A	3/6	Kansas.....	W	29	24
H	3/8	Kansas State.....	L	32	34
A	3/9	Kansas State.....	L	21	30
H	3/12	Grinnell.....	W	27	15
H	3/13	Grinnell.....	L	21	22

Season Notes: NU finished third in Missouri Valley Conference race... Carl Jackson was first-team all-conference pick, first for Huskers in six seasons...final season for Coach E.J. Stewart.

1919-20

Overall Record: 22-2 Conference: No conference affiliation

Home: 11-1 Away: 11-1

Coach: Paul Schlisser

H	12/17	Morningside.....	W	37	14
H	12/18	Morningside.....	W	39	9
H	1/9	Omaha Athletic Club.....	W	51	10
H	1/10	Omaha Athletic Club.....	W	26	23
A	1/13	Hastings.....	W	47	9
A	1/14	Colorado College.....	W	32	19

A	1/15	Colorado College.....	L	23	25
A	1/16	Colorado.....	W	27	16
A	1/17	Colorado.....	W	24	17
H	1/23	South Dakota.....	W	41	12
H	1/24	South Dakota.....	W	33	12
H	2/5	Indiana.....	L	20	24
H	2/6	Indiana.....	W	38	18
H	2/13	Michigan State.....	W	43	26
H	2/14	Michigan State.....	W	39	20
A	2/20	Notre Dame.....	W	25	18
H	2/21	Notre Dame.....	W	31	15
A	2/24	Morningside.....	W	44	12
A	2/25	Morningside.....	W	50	13
A	2/26	Knox (OT).....	W	31	24
A	2/27	Valparaiso.....	W	30	17
A	2/28	Valparaiso.....	W	35	20
H	3/5	Colorado College.....	W	23	9
H	3/6	Colorado College.....	W	33	12

Season Notes: Playing without a conference affiliation for first time since 1906-07 season, Nebraska finished with first 20-win season ever (22 victories)...fewest losses for NU since 1915-16 season...22 wins would stand as school record until 1990-91 campaign...first season on Husker sideline for Coach Paul Schlisser.

1920-21

Overall Record: 15-3 Conference: 9-1 in Missouri Valley (2nd)

Home: 10-1 (6-0) Away: 5-2 (3-1)

Coach: Paul Schlisser

A	1/1	Illinois.....	W	30	25
A	1/3	Illinois.....	L	24	26
A	1/4	Illinois Wesleyan.....	W	32	1
H	1/14	Grinnell.....	W	31	10
H	1/15	Grinnell.....	W	28	15
H	1/21	South Dakota.....	W	39	13
H	1/31	Oklahoma.....	W	34	20
H	2/1	Oklahoma.....	W	28	15
A	2/9	Iowa State.....	L	30	38
A	2/10	Iowa State.....	W	32	23
A	2/11	Grinnell.....	W	31	16
A	2/12	Grinnell.....	W	29	22
H	2/18	Notre Dame.....	W	25	18
H	2/19	Notre Dame.....	W	39	21
H	2/25	Colgate.....	L	15	21
H	2/26	Colgate.....	W	24	15
H	3/4	Iowa State.....	W	33	16
H	3/5	Iowa State.....	W	37	11

Season Notes: Nebraska finished second in the conference race with 9-1 mark...final season for Coach Paul Schlisser.

1921-22

Overall Record: 8-9 Conference: 8-8 in Missouri Valley (t-4th)

Home: 4-4 (4-4) Away: 4-5 (4-4)

Coach: Owen A. Frank

A	1/4	Wisconsin.....	L	14	27
H	1/7	Washington (Mo.).....	W	31	23
A	1/9	Iowa State.....	W	21	14
H	1/13	Missouri.....	L	31	46
H	1/14	Grinnell.....	W	27	17
H	1/19	Kansas.....	L	15	25
A	1/27	Oklahoma.....	L	21	29
H	2/4	Iowa State.....	L	7	26
A	2/7	Grinnell.....	W	28	25
A	2/14	Kansas State.....	W	25	24
A	2/18	Drake.....	L	32	34
H	2/22	Oklahoma.....	W	39	34
A	2/24	Missouri.....	L	16	55
A	2/25	Washington (Mo.).....	W	33	32
H	2/28	Drake.....	L	15	29
H	3/3	Kansas State.....	W	21	13
A	3/6	Kansas.....	L	18	41

Season Note: In first season under Coach Owen A. Frank, Nebraska finished 8-9 overall, 8-8 in MVC.

1922-23

Overall Record: 6-12 Conference: 5-11 in Missouri Valley (6th)

Home: 2-7 (1-7) Away: 4-5 (4-4)

Coach: Owen A. Frank

A	1/5	Kansas.....	L	20	30
A	1/6	Kansas State.....	W	21	15
H		Drake.....	L	18	30
H		Oklahoma.....	W	25	19
H	1/22	Missouri.....	L	18	33

A	1/25	Drake.....	L	25	36
A	1/26	Iowa State.....	W	21	15
A	1/27	Grinnell.....	W	20	13
H		Grinnell.....	L	17	32
H	2/3	Iowa State.....	L	17	21
A		Oklahoma.....	L	25	31
H	2/12	Kansas.....	L	15	36
H		Kansas State.....	L	14	17
H		Washington (Mo.).....	L	32	34
A	2/24	Missouri.....	L	22	39
A		Washington (Mo.).....	W	24	22
H		Nebraska Wesleyan.....	W	24	22
A		Creighton.....	L	24	46

Season Note: Final season for Coach Owen A. Frank.

1923-24

Overall Record: 11-7 Conference: 10-6 in Missouri Valley (3rd)
Home: 8-2 (7-2) Away: 3-5 (3-4)

Coach: W.E. Kline

A		Kansas City A.C.....	L	18	27
H	1/5	Missouri.....	W	24	18
H		Oklahoma.....	W	35	21
H		Kansas State.....	W	27	14
A	1/17	Kansas State.....	L	23	26
A	1/18	Kansas.....	L	18	19
A		Oklahoma.....	L	20	32
H	1/26	Kansas.....	L	10	13
H		Creighton.....	W	25	21
A		Drake.....	L	15	19
A		Grinnell.....	W	32	19
A	2/8	Missouri.....	W	31	11
A	2/9	Washington (Mo.).....	W	32	18
H		Grinnell.....	W	32	18
H		Washington (Mo.).....	W	38	17
A	2/27	Iowa State.....	W	18	16
H	3/3	Iowa State.....	W	27	14
H		Drake.....	L	12	25

Season Note: Nebraska finished 11-7 in Coach W.E. Kline's rookie season.

1924-25

Overall Record: 12-5 Conference: 11-5 in Missouri Valley (2nd)
Home: 6-2 (6-2) Away: 6-3 (5-3)

Coach: W.E. Kline

A	1/9	Kansas State.....	W	23	11
A	1/10	Oklahoma.....	W	23	18
H	1/17	Drake.....	W	20	8
H	1/31	Kansas.....	L	20	25
H	2/7	Oklahoma.....	W	31	17
H	2/9	Grinnell.....	W	35	27
H	2/13	Kansas State.....	W	32	20
A	2/17	Kansas.....	L	20	28
A	2/20	Washington (Mo.).....	W	24	20
A	2/21	Missouri.....	W	25	20

H	2/24	Iowa State.....	W	37	17
H	2/27	Missouri.....	W	24	21
A	2/28	Creighton.....	W	15	11
A	3/2	Drake.....	L	10	18
A	3/3	Grinnell.....	L	21	36
A	3/4	Iowa State.....	W	28	13
H	3/5	Washington (Mo.).....	L	16	36

Season Notes: In second and final season under Coach W.E. Kline, Huskers finished second to Kansas in Missouri Valley Conference race... Orr Goodson and Mutt Volz were first-team all-conference picks, first time a Husker player had been so honored since 1918-19 season; first time two NU players landed spot on first unit since 1912-13.

1925-26

Overall Record: 8-10 Conference: 7-7 in Missouri Valley (5th)
Home: 4-5 (4-3) Away: 4-5 (3-4)

Coach: Ernest Bearg

H	12/18	South Dakota.....	L	19	20
A	1/2	Kansas City A.C.....	L	20	36
A	1/9	Creighton.....	W	20	15
H	1/16	Grinnell.....	W	24	14
H	1/23	Iowa State.....	W	18	13
A	1/30	Grinnell.....	W	39	18
A	2/1	Iowa State.....	W	27	12
A	2/2	Drake.....	W	23	21
H	2/6	Kansas.....	L	14	25
A	2/9	Kansas State.....	L	26	41
H	2/15	Creighton.....	L	11	15
H	2/16	Kansas State.....	L	21	28
H	2/19	Missouri.....	L	24	26
H	2/20	Washington (Mo.).....	W	26	20
A	2/27	Kansas.....	L	17	30
H	3/1	Drake.....	W	22	21
A	3/5	Missouri.....	L	22	24
A	3/6	Washington (Mo.).....	L	14	22

Season Notes: In only season under Coach Ernest Bearg, Huskers finished 8-10...after playing in Grant Hall since 1897, NU dropped first-ever game in NU Coliseum to Kansas, 25-14.

1926-27

Overall Record: 12-6 Conference: 7-5 in Missouri Valley (4th)
Home: 7-2 (4-2) Away: 5-4 (3-3)

Coach: Charles T. Black

A		Hillyard's.....	L	20	36
A		Kansas State.....	L	23	34
A		Washington (Mo.).....	W	37	20
A	1/15	Missouri.....	W	35	23
A	1/19	Kansas.....	W	27	24
H		Drake.....	L	34	35
H	1/29	Iowa State.....	W	35	19
A		Oklahoma.....	W	37	29
A		Oklahoma State.....	L	24	27
H		Grinnell.....	W	30	22
H		Kansas State.....	W	26	24

H	2/14	Missouri.....	W	27	22
H		Oklahoma.....	W	36	26
H		Washington (Mo.).....	W	41	24
H	2/26	Kansas.....	L	25	34
H		Oklahoma State.....	W	35	25
A	3/3	Iowa State.....	L	24	26
A	3/4	Drake.....	W	46	32

Season Notes: In first season under Coach Charles T. Black, a former Kansas All-American, Huskers finished 12-6 and 7-5 in Missouri Valley, good for fourth place...Clark Smatha earned first-team All-Missouri Valley Conference honors.

1927-28

Overall Record: 7-11 Conference: 7-11 in Missouri Valley (t-7th)
Home: 5-4 (5-4) Away: 2-7 (2-7)

Coach: Charles T. Black

A	12/16	Washington (Mo.).....	L	27	28
A	12/17	Missouri.....	L	15	36
H	1/7	Missouri.....	W	36	26
H	1/9	Washington (Mo.).....	L	19	30
A	1/14	Drake.....	L	28	32
H	1/21	Kansas State.....	L	24	29
H	1/28	Iowa State.....	W	37	26
H	2/4	Oklahoma State.....	L	21	32
A	2/9	Iowa State.....	W	32	26
A	2/10	Grinnell.....	W	35	22
H	2/14	Drake.....	W	34	27
A	2/17	Kansas.....	L	27	33
A	2/18	Kansas State.....	L	22	28
H	2/24	Kansas.....	W	32	28
H	2/25	Oklahoma.....	L	36	38
H	2/28	Grinnell.....	W	35	16
A	3/3	Oklahoma.....	L	28	43
A	3/5	Oklahoma State.....	L	43	47

Season Notes: Entire schedule was played against conference opponents...NU was 7-9 with two games left, but lost bid for .500 with losses at Oklahoma and Oklahoma State to end season.

1928-29

Overall Record: 11-5 Conference: 5-5 in Big Six (3rd)
Home: 6-2 (3-2) Away: 5-3 (2-3)

Coach: Charles T. Black

H	12/20	South Dakota.....	W	36	25
A	1/4	Colorado College.....	W	32	24
A	1/5	Colorado College.....	W	48	26
H	1/12	Missouri.....	L	25	30
H	1/15	South Dakota.....	W	46	28
H	1/19	Kansas.....	W	30	29
A	1/24	Kansas State.....	L	21	30
A	1/26	Oklahoma.....	L	20	29
H	2/2	Iowa State.....	W	45	39
A	2/7	Kansas.....	W	37	31
H	2/11	Oklahoma.....	L	34	39
H	2/16	Drake.....	W	37	24
A	2/22	Iowa State.....	L	33	37
A	2/23	Drake.....	W	33	26
A	2/25	Missouri.....	W	39	33
H	3/2	Kansas State.....	W	62	45

Season Notes: After being affiliated with the Missouri Valley Conference since 1907-08, Nebraska, Missouri, Kansas, Kansas State, Iowa State and Oklahoma formed the Big Six...second winning season in three years for Coach Charles T. Black.

1929-30

Overall Record: 9-9 Conference: 6-4 in Big Six (3rd)
Home: 6-3 (3-2) Away: 3-6 (3-2)

Coach: Charles T. Black

A	12/28	Saint Louis.....	L	27	37
A	12/30	Butler.....	L	26	38
A	1/2	West Virginia.....	L	19	45
A	1/4	Pittsburgh.....	L	27	34
A	1/10	Kansas State.....	W	41	39
H	1/11	Montana State.....	L	30	61
H	1/14	South Dakota State.....	W	29	27
A	1/18	Missouri.....	L	21	27
H	1/20	Oklahoma.....	W	35	20
A	1/22	Iowa State.....	W	32	22
H	1/25	Iowa.....	W	41	26
H	2/1	Kansas State.....	L	42	46
A	2/8	Oklahoma.....	W	47	37
A	2/10	Kansas.....	L	20	27
H	2/12	Saint Louis.....	W	45	43



Grant Hall was Nebraska's home from 1897 until 1926, when the NU Coliseum opened.



The NU Coliseum served as the home of Nebraska basketball from 1926 until 1976.

H	2/15	Missouri.....	W	34	31
H	2/22	Iowa State.....	W	52	50
H	3/1	Kansas.....	L	35	36

Season Notes: Nebraska led Big Six in scoring at 34.9 points per game... Don Maclay was first-team All-Big Six center... NU finished two games back of league champion Missouri.

1930-31

Overall Record: 9-9 Conference: 6-4 in Big Six (2nd)
Home: 5-4 (3-2) Away: 4-5 (3-2)

Coach: Charles T. Black

A	12/13	South Dakota.....	W	18	17
H	12/19	Pittsburgh.....	L	22	23
A	12/27	Washington.....	L	38	41
A	12/29	Washington.....	L	24	27
A	12/30	Washington.....	L	32	38
H	1/5	Brigham Young.....	L	44	55
H	1/10	Missouri.....	W	42	32
A	1/17	Oklahoma.....	W	36	30
A	1/19	Kansas (OT).....	W	31	30
H	1/24	Drake.....	W	30	25
H	1/31	Iowa State.....	W	31	19
H	2/2	Butler.....	W	32	14
A	2/7	Missouri.....	L	20	33
A	2/9	Kansas State.....	W	37	31
H	2/14	Kansas.....	L	29	34
A	2/16	Iowa State.....	L	28	42
H	2/24	Kansas State.....	L	30	32
H	2/28	Oklahoma.....	W	41	30

Season Notes: Nebraska's second-place finish in Big Six race was its best since 1924-25 campaign...Huskers finished one game back of first-place Kansas...center Don Maclay earned All-America honors... Steve Hokuf earned first-team All-Big Six honors as a guard.

1931-32

Overall Record: 3-17 Conference: 2-8 in Big Six (6th)
Home: 1-9 (1-4) Away: 2-8 (1-4)

Coach: Charles T. Black

H	12/12	South Dakota.....	L	36	41
H	12/17	Brigham Young.....	L	27	31
A	12/19	Iowa.....	L	29	34
A	12/28	Wisconsin-Superior.....	L	34	36
A	12/29	Minnesota.....	L	24	32
H	1/4	Carleton.....	L	30	40
A	1/8	Iowa State.....	W	28	24
A	1/9	Drake.....	W	33	19
H	1/12	Kansas.....	L	31	34
A	1/16	Missouri.....	L	18	30
A	1/18	Kansas State.....	L	20	32
H	1/23	Oklahoma.....	L	34	37
H	2/1	Iowa State.....	L	32	33
H	2/6	Kansas State.....	W	32	26
H	2/10	Saint Louis.....	L	28	31

A	2/13	Oklahoma.....	L	32	46
A	2/15	Kansas.....	L	19	51
H	2/26	Missouri.....	L	28	32
A	3/4	Creighton.....	L	18	47
H	3/7	Creighton.....	L	26	28

Season Notes: Three wins were fewest for Huskers since 1900-01 season...last year of NU-Creighton series until 1977-78 campaign... final season for Coach Charles T. Black.

1932-33

Overall Record: 3-13 Conference: 2-8 in Big Six (t-5th)
Home: 2-7 (1-4) Away: 1-6 (1-4)

Coach: William H. Browne

H	12/16	Arkansas.....	L	24	41
A	12/22	Carleton.....	L	19	23
A	12/23	Minnesota.....	L	25	27
H	1/2	Minnesota.....	L	22	32
H	1/3	Stanford.....	L	17	21
A	1/6	Kansas.....	L	29	32
A	1/7	Missouri.....	L	33	37
H	1/14	Kansas State.....	W	31	25
H	1/30	Iowa State.....	L	25	30
H	2/4	Kansas.....	L	20	34
A	2/11	Oklahoma.....	L	35	39
A	2/13	Kansas State.....	L	30	36
H	2/18	South Dakota.....	W	34	25
H	2/25	Missouri.....	L	31	39
A	2/28	Iowa State.....	W	43	16
H	3/4	Oklahoma.....	L	27	38

Season Notes: Huskers finished with three wins for second consecutive season...debut for Coach William H. Browne...Steve Hokuf was first-team All-Big Six pick and earned All-America honors.

1933-34

Overall Record: 7-11 Conference: 5-5 in Big Six (4th)
Home: 5-2 (4-1) Away: 2-9 (1-4)

Coach: William H. Browne

A	12/20	Marquette.....	L	22	25
A	12/21	Northwestern.....	L	22	35
A	12/22	DePaul.....	L	13	33
A	12/29	North Dakota.....	L	22	50
A	12/30	North Dakota State.....	W	32	29
A	1/1	Minnesota.....	L	16	32
A	1/5	Iowa State (OT).....	W	37	31
H	1/9	Kansas.....	W	24	21
A	1/13	Missouri.....	L	26	36
A	1/15	Kansas State.....	L	24	25
H	1/20	Wyoming.....	L	24	33
H	1/27	Oklahoma.....	L	36	44
H	2/3	Kansas State.....	W	38	31
H	2/9	Missouri.....	W	34	27
A	2/17	Oklahoma.....	L	23	53
A	2/19	Kansas.....	L	24	25

H	2/24	Iowa State.....	W	26	21
H	3/3	Saint Louis.....	W	29	25

Season Note: Nebraska lost four straight to open the season, then went 7-7 over last 14 games.

1934-35

Overall Record: 6-12 Conference: 3-7 in Big Six (5th)
Home: 6-4 (3-2) Away: 0-8 (0-5)

Coach: William H. Browne

A	12/15	Wyoming.....	L	23	26
H	12/20	Iowa.....	L	24	31
H	12/22	North Dakota.....	W	34	21
H	12/29	Minnesota.....	W	26	24
H	1/2	Stanford.....	L	31	34
A	1/4	Millikin.....	L	35	36
A	1/5	Saint Louis.....	L	28	30
H	1/12	Iowa State.....	W	32	31
A	1/19	Missouri.....	L	31	32
A	1/21	Kansas State.....	L	41	47
H	1/26	Denver.....	W	34	22
H	2/4	Missouri.....	L	21	23
A	2/9	Oklahoma.....	L	32	38
A	2/11	Kansas.....	L	21	32
H	2/15	Kansas.....	L	24	32
H	2/18	Oklahoma.....	W	32	24
A	2/23	Iowa State.....	L	14	22
H	3/2	Kansas State.....	W	28	21

Season Note: NU won Big Six opener, then dropped six straight in conference play and finished with fourth consecutive losing record.

1935-36

Overall Record: 13-8 Conference: 7-3 in Big Six (2nd)
Home: 7-1 (4-1) Away: 6-7 (3-2)

Coach: William H. Browne

H	12/17	Brigham Young.....	W	53	34
A	12/20	Minnesota.....	W	41	24
A	12/27	Wyoming.....	W	46	42
A	12/28	Brigham Young.....	L	39	46
A	12/30	Utah.....	W	48	47
A	1/3	Santa Clara.....	L	48	61
A	1/4	Stanford.....	L	39	42
A	1/7	Denver.....	L	35	45
H	1/10	Missouri.....	W	31	26
H	1/13	Wyoming.....	W	31	22
A	1/18	Oklahoma.....	W	40	33
A	1/20	Kansas.....	L	23	45
A	1/25	Iowa State (OT).....	L	40	41
H	2/1	Kansas State.....	W	43	30
H	2/3	South Dakota.....	W	48	27
A	2/8	Missouri.....	W	43	33
A	2/10	Kansas State.....	W	40	32
H	2/15	Iowa State.....	W	49	20
H	2/24	Oklahoma.....	W	55	28
H	2/29	Kansas.....	L	36	43

Olympic Playoff

KC	3/12	Oklahoma State.....	L	19	36
----	------	---------------------	---	----	----


Season Notes: George Wahlquist was first-team All-Big Six selection and earned All-America honors...NU finished second to Kansas in Big Six race, three games back of 10-0 Jayhawks...13 wins were most for Huskers since school-record 22 victories in 1919-20.

1936-37

Overall Record: 13-7 Conference: 8-2 in Big Six (t-1st)
Home: 7-1 (4-1) Away: 6-6 (4-1)

Coach: William H. Browne

A	12/11	South Dakota.....	L	31	33
H	12/19	Montana.....	W	53	39
H	12/21	Minnesota.....	W	29	24
H	12/22	Ohio State.....	W	32	23
A	12/26	Loyola (Ill.).....	L	35	53
A	12/28	Western Reserve.....	W	41	35
A	12/29	Canisius.....	L	34	39
A	12/30	St. Thomas (Pa.).....	W	42	41
A	1/1	Temple.....	L	27	43
A	1/2	George Washington.....	L	22	41
A	1/9	Missouri.....	W	31	22
H	1/16	Iowa State.....	W	45	33
H	1/18	Oklahoma.....	L	31	34
A	1/30	Kansas State.....	W	41	38
A	2/2	Kansas.....	L	22	27
A	2/12	Oklahoma.....	W	33	29
H	2/15	Kansas State.....	W	40	37



Elmer Dohrmann is the all-time leading letterwinner at Nebraska, earning 11 letters, including three each in football, basketball and baseball and two in track. He played basketball at Nebraska from 1936 to 1938, helping the Huskers to a conference title in 1935-36.

H	2/24	DePaul.....	L	33	37
A	2/27	Iowa State.....	L	28	41
H	3/4	Oklahoma.....	L	45	53

Season Notes: NU ended season with five straight losses; recorded second consecutive losing season...Oklahoma, a team that swept the Huskers, represented the Big Six in first NCAA Tournament.

1939-40

Overall Record: 6-12 Conference: 2-8 in Big Six (t-4th)
Home: 5-6 (2-3) Away: 1-6 (0-5)
Coach: William H. Browne

H	12/9	South Dakota.....	W	39	15
H	12/15	Indiana.....	L	39	49
H	12/20	Stanford.....	W	48	47
A	12/23	Minnesota.....	L	37	61
H	12/27	Utah.....	L	40	63
A	12/30	Wisconsin.....	W	53	43
H	1/2	Detroit.....	L	46	47
H	1/6	California.....	W	46	32
H	1/8	Iowa State.....	W	44	28
A	1/13	Missouri.....	L	33	46
A	1/19	Kansas State.....	L	25	32
A	1/23	Kansas.....	L	24	40
H	1/27	Oklahoma.....	L	41	56
H	2/3	Missouri.....	L	40	41
A	2/9	Oklahoma.....	L	28	45
H	2/13	Kansas State.....	W	61	28
A	2/17	Iowa State.....	L	33	40
H	2/24	Kansas.....	L	41	48

Season Notes: Nebraska dropped eight of last nine games to spoil Coach W.H. Browne's final season...Huskers dropped 10-point decision to eventual national champion Indiana at Lincoln in second game of season.

1940-41

Overall Record: 8-10 Conference: 6-4 in Big Six (3rd)
Home: 5-4 (3-2) Away: 3-6 (3-2)
Coach: A.J. Lewandowski

A	12/6	South Dakota.....	L	39	40
H	12/14	Marquette.....	W	35	20
H	12/18	Kentucky.....	W	40	39
H	12/21	Minnesota.....	L	36	43
A	12/26	California.....	L	24	30
A	12/27	Stanford.....	L	46	57
A	12/30	Oregon State.....	L	38	61
H	1/4	Wisconsin.....	L	31	46
H	1/7	Kansas State.....	W	33	23
H	1/10	Oklahoma.....	L	29	40
A	1/17	Kansas State.....	L	32	35
H	1/20	Missouri.....	W	40	29
A	1/25	Iowa State.....	W	38	35
H	2/1	Iowa State.....	W	41	36
A	2/10	Kansas.....	L	38	44
A	2/15	Missouri.....	W	38	36
A	2/22	Oklahoma.....	W	43	42
H	3/1	Kansas.....	L	53	55

H	2/19	Missouri.....	W	50	21
H	2/27	Kansas.....	W	37	32
A	3/3	Iowa State.....	W	48	31

Season Notes: Nebraska closed season with five straight wins to earn a share of Big Six title for first time since 1915-16...Robert Parsons was first-team All-Big Six pick and earned All-America honors...NU had consecutive double-digit win total for first time in more than a decade.

1937-38

Overall Record: 9-11 Conference: 4-6 in Big Six (t-3rd)
Home: 7-3 (3-2) Away: 2-8 (1-4)
Coach: William H. Browne

A	12/11	Ohio State.....	L	31	42
H	12/17	South Dakota.....	W	44	28
A	12/20	Minnesota.....	L	28	33
A	12/23	Indiana.....	L	42	43
A	12/28	Detroit.....	L	33	34
A	12/30	Bradley.....	L	30	50
A	1/1	Niagara.....	W	43	37
H	1/7	California.....	W	38	32
H	1/10	Colorado.....	W	29	18
H	1/14	Missouri.....	L	18	27
H	1/22	Kansas State.....	W	46	32
A	1/29	Iowa State.....	W	35	32
A	2/2	Kansas.....	L	33	48
A	2/5	Oklahoma.....	L	48	50
H	2/9	Oklahoma.....	W	52	42
A	2/12	Missouri.....	L	30	38
H	2/14	Iowa State.....	W	50	23
H	2/19	Loyola (Ill.).....	W	39	38
A	2/21	Kansas State.....	L	29	41
H	2/26	Kansas.....	L	47	50

Season Note: Robert Parsons was first-team All-Big Six pick for second straight season.

1938-39

Overall Record: 7-13 Conference: 3-7 in Big Six (5th)
Home: 5-5 (3-2) Away: 2-8 (0-5)
Coach: William H. Browne

H	12/10	South Dakota.....	W	44	30
H	12/17	Bradley.....	L	24	39

H	12/21	Minnesota.....	L	37	66
H	12/23	Wyoming.....	W	38	30
A	12/26	California.....	W	46	43
A	12/27	California.....	L	30	58
A	12/29	UCLA.....	W	35	30
A	12/30	UCLA.....	L	40	42
A	1/3	Stanford.....	L	47	56
H	1/14	Kansas.....	W	48	37
A	1/17	Kansas State.....	L	38	43
A	1/21	Missouri.....	L	41	54
A	1/28	Oklahoma.....	L	39	56
H	1/30	Iowa State.....	W	51	44
H	2/8	Kansas State.....	W	42	34
A	2/14	Kansas.....	L	46	49
H	2/18	Missouri.....	L	36	46



Nebraska's 1936-37 team tied for the Big Six Conference title.

THIS IS NEBRASKA | OUTLOOK | 2013-14 HUSKERS | COACHES | ADMINISTRATION | OPPONENTS | REVIEW | RECORDS | HISTORY | MEDIA

Season Notes: Two-point loss to Kansas in season finale kept Nebraska from .500 record for first time since 1936-37 season...Sid Held and Don Fritz earned first-team All-Big Six honors...first season of five-year tenure for Coach A.J. Lewandowski...for second straight year, NU lost game to eventual national champion (Wisconsin) in non-league play.

1941-42

Overall Record: 6-13 Conference: 4-6 in Big Six (4th)
Home: 4-4 (3-2) Away: 2-9 (1-4)

Coach: A.J. Lewandowski

H	12/12	South DakotaW	48	28
A	12/15	IndianaL	29	56
A	12/16	KentuckyL	27	42
H	12/20	UCLAL	36	42
H	12/22	OregonL	42	49
A	12/27	MinnesotaL	32	56
A	12/29	DetroitL	29	33
A	12/30	IowaW	41	34
H	1/6	Kansas StateW	44	38
H	1/12	MissouriW	51	45
A	1/17	KansasL	32	51
H	1/24	Great LakesL	40	50
A	1/31	Iowa StateL	33	39
A	2/2	Kansas StateL	35	38
H	2/7	Iowa StateW	39	31
A	2/14	KansasL	30	58
A	2/16	OklahomaL	29	37
H	2/21	OklahomaL	41	46
A	2/28	MissouriW	41	40

Season Note: After 2-0 Big Six start, NU lost four straight and seven of last nine games to finish with sub-.500 record for fifth straight season.

1942-43

Overall Record: 6-10 Conference: 5-5 in Big Six (t-3rd)
Home: 4-4 (3-2) Away: 2-6 (2-3)

Coach: A.J. Lewandowski

A	12/7	South DakotaL	30	40
A	12/12	IllinoisL	27	69
H	12/19	IowaW	52	43
H	12/30	IndianaL	39	40
A	1/5	Kansas StateW	41	32
A	1/16	MissouriW	39	36
A	1/18	Iowa StateL	38	50
H	1/21	Gardner NavalL	37	52
H	1/30	OklahomaL	32	56
KC	2/6	Gardner NavalL	37	43
H	2/13	KansasL	24	56
H	2/17	Kansas State (OT)W	50	47
H	2/20	MissouriW	56	50
A	2/23	KansasL	33	52
H	2/27	Iowa StateW	51	36
A	3/1	OklahomaL	48	65

Season Notes: Huskers swept Missouri third straight season...also swept Kansas State for first time in seven seasons.

1943-44

Overall Record: 2-13 Conference: 1-9 in Big Six (t-5th)
Home: 2-5 (1-4) Away: 0-8 (0-5)

Coach: A.J. Lewandowski

A	12/10	IowaL	33	50
A	12/11	DePaulL	15	55
A	12/13	MinnesotaL	21	40
H	12/18	South DakotaW	41	31
A	1/8	Iowa StateL	24	56
A	1/15	KansasL	27	51
A	1/17	OklahomaL	35	45
H	1/22	MissouriL	32	45
H	2/1	Kansas StateW	54	47
H	2/5	Missouri (OT)L	32	36
A	2/12	MissouriL	29	44
A	2/14	Iowa StateL	35	58
H	2/19	KansasL	47	56
H	2/26	OklahomaL	32	43
A	2/29	Kansas StateL	37	40

Season Notes: Fewest wins in season for Huskers since 1897-98 campaign...Nebraska failed to win road game for first time in eight years.



Nebraska's 1949-50 team tied Kansas and Kansas State for the Big Seven title with an 8-4 record.

1944-45

Overall Record: 2-17 Conference: 1-9 in Big Six (6th)
Home: 2-7 (1-4) Away: 0-10 (0-5)

Coach: A.J. Lewandowski

H	12/16	IowaL	45	61
H	12/22	MinnesotaL	54	55
KC	12/23	Kansas StateL	46	49
H	12/27	PentahlonW	54	40
A	12/29	IllinoisL	39	71
A	12/30	IndianaL	42	65
H	1/3	OklahomaL	37	44
A	1/8	Iowa StateL	38	50
A	1/12	KansasL	33	48
A	1/13	Oklahoma*L	45	48
A	1/15	NATTC**L	34	57
A	1/20	Kansas StateL	48	70
H	1/30	Navy Pre-FlightL	42	62
H	2/3	MissouriL	41	47
H	2/10	KansasW	59	45
A	2/17	Missouri (2OT)L	54	55
A	2/19	Iowa StateL	45	47
A	2/20	Navy Pre-Flight***L	41	55
H	2/24	Kansas StateL	47	55

*at Oklahoma City, Okla.; **at Norman, Okla.; ***at Iowa City, Iowa

Season Notes: Final season for Coach A.J. Lewandowski...Huskers lost 10 straight from Dec. 27 through Feb. 3, ended streak with 14-point homecourt win over Kansas, then lost final four games of season.

1945-46

Overall Record: 7-13 Conference: 3-7 in Big Six (t-4th)
Home: 5-4 (2-3) Away: 2-9 (1-4)

Coach: L.F. Klein

A	12/8	MinnesotaL	30	55
H	12/11	South DakotaW	52	29
KC	12/14	MissouriL	54	63
KC	12/15	Kansas StateW	62	47
A	12/17	IowaL	35	61
H	12/20	IllinoisL	51	62
H	12/28	Oregon StateW	48	40
A	12/29	BradleyL	33	53
A	12/31	MarquetteL	36	49
H	1/2	Kansas StateW	44	37
A	1/7	OklahomaL	48	70
H	1/11	KansasL	45	56
A	1/14	Iowa StateL	39	57
A	1/18	MissouriW	44	42
H	2/1	South Dakota StateW	52	50
H	2/8	Iowa StateL	45	57

H	2/11	OklahomaL	44	51
A	2/15	KansasL	30	72
H	2/25	MissouriW	42	39
A	2/28	Kansas StateL	49	54

Season Note: L.F. Klein replaced A.J. Lewandowski as NU head coach and guided Huskers to 7-13 record in only season on bench.

1946-47

Overall Record: 10-14 Conference: 3-7 in Big Six (t-5th)
Home: 7-4 (3-2) Away: 3-10 (0-5)

Coach: Harry Good

H	12/4	South DakotaW	68	37
H	12/7	Ottumwa NavyW	65	45
H	12/9	DrakeW	48	44
Big Six Holiday Tournament					
KC	12/12	ArkansasL	46	57
KC	12/13	Iowa StateW	54	51
KC	12/14	OklahomaL	52	63
H	12/17	St. Mary's (Calif.)L	54	58
H	12/23	MinnesotaL	58	66
A	12/28	IllinoisL	37	72
A	12/30	LouisvilleL	53	68
A	12/31	Western KentuckyL	56	74
A	1/4	Kansas StateL	54	63
H	1/6	OklahomaW	44	41
H	1/14	KansasW	48	46
A	1/18	MissouriL	41	47
A	1/20	Iowa StateL	44	61
A	1/31	DrakeW	65	44
A	2/1	Ottumwa NavyW	72	53
H	2/4	South Dakota StateW	53	34
H	2/10	Iowa StateL	54	56
A	2/15	KansasL	37	69
A	2/17	OklahomaL	49	63
H	2/22	MissouriL	49	60
H	2/27	Kansas StateW	54	50

Season Notes: NU was 9-10 with five games to go, but lost four of last five games to end 10-14...Harry Good became the NU head coach after several seasons at the University of Indiana...first year of league-sponsored Holiday Tournament at Kansas City, Mo., an event that lasted through 1978-79.

1947-48

Overall Record: 11-13 Conference: 5-7 in Big Seven (5th)
Home: 6-4 (3-3) Away: 5-9 (2-4)

Coach: Harry Good

H	12/8	PurdueL	56	60
A	12/13	MinnesotaL	59	63
H	12/16	South DakotaW	65	38



Coach Harry Good guided NU to a share of the 1949 and 1950 Big Seven titles.

Big Seven Holiday Tournament		
KC 12/18	Missouri	W 46 44
KC 12/19	Oklahoma State	L 46 47
KC 12/20	Kansas (OT)	L 60 64
H 12/23	Colorado State	W 67 47
A 12/27	Stanford*	W 51 47
A 12/29	San Jose State	L 38 39
A 12/30	Nevada-Reno	L 58 63
A 1/2	Northern Colorado	W 58 54
A 1/6	Iowa State	L 44 55
H 1/12	Missouri	L 54 66
A 1/17	Colorado	W 59 55
H 1/31	Kansas State	L 45 64
H 2/3	South Dakota State	W 66 56
A 2/7	Kansas	W 61 57
A 2/9	Oklahoma	L 57 79
A 2/14	Missouri	L 41 47
H 2/21	Iowa State	W 62 57
H 2/25	Colorado	W 58 53
A 2/27	Kansas State	L 49 56
H 3/1	Oklahoma	L 74 81
H 3/6	Kansas	W 70 64

*San Francisco, Calif.

Season Notes: Claude Retherford led team in scoring, tallied school single-season record 244 points...Huskers were 10-11 going into final three games of season and had shot at first winning season since 1935-36, but dropped two of those games for 11th straight losing season...Colorado joined Big Six and the league changed its name to the Big Seven...NU led Big Seven in scoring at 55.9 points per game for all games.

1948-49

Overall Record: 16-10 Conference: 9-3 in Big Seven (t-1st)

Home: 9-2 (5-1) Away: 7-8 (4-2)

Coach: Harry Good

H 12/1	NW Missouri State	W 59 39
H 12/6	Minnesota	L 52 61
H 12/11	Northern Iowa	W 63 52
A 12/17	Purdue	L 47 64
A 12/18	Cincinnati	L 46 64
A 12/20	Duquesne	L 49 55
A 12/21	Western Reserve	W 83 80

Big Seven Holiday Tournament

KC 12/28	Kansas State	L 34 48
KC 12/29	Missouri	L 50 52
KC 12/30	Harvard	W 56 54
H 1/8	Kansas	W 52 34
H 1/11	Washington (Mo.)	W 48 45
H 1/15	Iowa State	W 71 50
H 1/29	South Dakota	W 72 50
H 1/31	Kansas State	W 70 48
H 2/5	Colorado	W 45 43
A 2/12	Kansas	W 49 39
A 2/14	Oklahoma	L 45 47
A 2/19	Iowa State	W 44 41
H 2/21	Missouri	W 47 46
A 2/26	Colorado	W 56 45

A 3/1	Kansas State	L 28 53
H 3/5	Oklahoma	L 49 56
A 3/7	Missouri	W 52 48

Big Seven Playoff

KC 3/14	Oklahoma	W 57 56
---------	----------	---------

NCAA District Tournament

KC 3/16	Oklahoma State (2)	L 35 52
---------	--------------------	---------

Season Notes: Cornhuskers tied Oklahoma for first-place in league, beat Sooners in league playoff for spot in NCAA District Tournament... first NU title on hardwood since 1936-37 season...Claude Retherford led team in scoring for third straight year, finished with then-school single-season record 311 points...Retherford was first-team All-Big Seven pick, led conference in scoring for league games-only at 12.4 points per game and was conference MVP...Bus Whitehead also earned first-team all-conference honors...for second straight year, NU led league in scoring with 52.3 average.

1949-50

Overall Record: 16-7 Conference: 8-4 in Big Seven (t-1st)

Home: 12-1 (5-1) Away: 4-6 (3-3)

Coach: Harry Good

H 12/3	South Dakota State	W 61 32
H 12/7	NW Missouri State	W 58 39
A 12/12	Bradley (1)	L 54 64
H 12/14	Northern Iowa	W 60 54
H 12/17	Baylor	W 69 55
H 12/19	Northern Colorado	W 63 43
H 12/23	Idaho	W 66 45

Big Seven Holiday Tournament

KC 12/28	Colorado	L 57 67
KC 12/29	Michigan	L 65 67
KC 12/30	Iowa State (OT)	W 85 67
H 1/2	South Dakota	W 47 40
H 1/10	Kansas	W 57 56
H 1/14	Iowa State	W 64 46
A 1/16	Colorado	L 59 72
H 1/30	Kansas State (OT, 12)	W 65 63
H 2/6	Missouri	W 50 41
A 2/11	Kansas	L 36 49
A 2/13	Oklahoma	W 57 55
H 2/18	Colorado	W 59 49
A 2/20	Missouri	W 55 48
A 2/25	Iowa State (OT)	W 56 54
H 3/4	16/Oklahoma	L 48 64
A 3/11	Kansas State (14)	L 60 63

Season Notes: Nebraska tied Kansas and Kansas State for Big Seven title; second straight year Huskers earned share of conference crown... NU went into final regular-season game with chance to win crown outright, but dropped three-point decision at Kansas State, forced to settle for tie with Jayhawks and Wildcats...Huskers finished seventh in Big Seven Holiday tourney, but opened league play 4-1, then after 13-point loss at Kansas, rebounded to win four straight before losing back-to-back games to end season...Bus Whitehead was first-team All-Big Seven performer, led Cornhuskers in scoring and tallied then-single-season record 360 points...NU made first-ever appearance in AP poll at No. 16 the week of Feb. 28.

1950-51

Overall Record: 9-14 Conference: 4-8 in Big Seven (5th)

Home: 7-2 (4-2) Away: 2-12 (0-6)

Coach: Harry Good

A 12/2	Minnesota	L 41 55
H 12/4	NW Missouri State	W 61 39
A 12/8	Washington	L 49 54
A 12/9	Washington	L 53 71
A 12/11	California*	L 59 62
A 12/12	Santa Clara	W 53 38
H 12/19	Northern Iowa	W 63 55

Big Seven Holiday Tournament

KC 12/28	Missouri (9)	W 54 52
KC 12/29	Kansas State	L 53 72
KC 12/30	Kansas (10)	L 47 63
H 1/3	South Dakota	W 74 49
A 1/6	Kansas (20)	L 41 66
H 1/8	Iowa State	W 51 49
A 1/15	Colorado	L 45 51
A 2/2	Iowa State	L 51 67
H 2/5	Kansas State (4)	L 50 79
H 2/10	Kansas (20)	L 52 61
A 2/12	Oklahoma	L 49 72
H 2/19	Missouri	W 54 52
H 2/24	Colorado	W 58 45
A 2/26	Kansas State (5)	L 48 74
H 3/3	Oklahoma	W 46 44
A 3/7	Missouri	L 57 68

*San Francisco, Calif.

Season Notes: After a 1-1 start in league play, NU lost five straight, before winning three of last five league games...Bob Pierce averaged team-high 16.7 points, broke NU single-season scoring mark with 384 points...Jim Buchanan was only other player in double digits.

1951-52

Overall Record: 7-17 Conference: 3-9 in Big Seven (7th)

Home: 7-4 (3-3) Away: 0-13 (0-6)

Coach: Harry Good

H 12/1	Northern Iowa	W 60 44
H 12/8	Minnesota	L 55 63
H 12/11	NW Missouri State	W 59 43
H 12/15	Fresno State	W 72 48
A 12/19	Southern Methodist	L 55 61
A 12/20	Texas Christian (OT)	L 57 58
A 12/21	Tampa	L 76 81
A 12/22	Miami	L 60 70

Big Seven Holiday Tournament

KC 12/27	Kansas State (8)	L 67 87
KC 12/28	Colorado	L 63 68
KC 12/29	Iowa State	L 66 75
H 1/5	Colorado	W 63 61
A 1/12	Kansas State (7)	L 36 71
H 1/14	Kansas (1)	L 66 69
H 1/26	South Dakota	W 82 59
A 1/28	Iowa State	L 72 78
H 2/2	Missouri	L 55 60
H 2/9	Oklahoma	W 67 66
A 2/11	Colorado	L 65 67
A 2/16	Kansas (9)	L 52 90
A 2/18	Oklahoma	L 59 65
H 2/25	Iowa State	W 75 53
H 3/1	Kansas State (3)	L 60 75
A 3/3	Missouri	L 53 68

Season Notes: Huskers posted second straight losing record and finished last in league for first time since 1944-45 campaign...guard Jim Buchanan earned All-America honors and was first-team All-Big Seven pick...Buchanan led Huskers in scoring with 16.7 average.

1952-53

Overall Record: 9-11 Conference: 4-8 in Big Seven (6th)

Home: 5-4 (2-4) Away: 4-7 (2-4)

Coach: Harry Good

H 12/6	South Dakota	W 65 53
A 12/13	Minnesota	L 62 71
H 12/17	Springfield	W 82 73
A 12/20	Bradley	W 73 65

Big Seven Holiday Tournament

KC 12/27	Kansas	L 66 73
KC 12/29	Iowa State	W 83 79
KC 12/30	Colorado	L 53 67
H 1/3	Harvard	W 92 53

THIS IS NEBRASKA OUTLOOK 2013-14 HUSKERS COACHES ADMINISTRATION OPPONENTS REVIEW RECORDS HISTORY MEDIA

2013-14 NEBRASKA MEN'S BASKETBALL

MEDIA HISTORY RECORDS REVIEW OPPONENTS ADMINISTRATION COACHES 2013-14 HUSKERS OUTLOOK THIS IS NEBRASKA

A	1/5	ColoradoW	80	65
H	1/12	KansasL	59	65
H	1/17	Iowa StateL	60	78
H	1/19	MissouriW	73	62
H	2/7	Kansas State (5)W	80	67
H	2/9	ColoradoL	78	86
A	2/14	Kansas (14)L	58	77
A	2/16	OklahomaW	59	53
A	2/21	MissouriL	59	66
H	2/28	OklahomaL	70	78
A	3/2	Iowa StateL	66	93
A	3/10	Kansas State (8)L	80	108

Season Notes: Huskers were 8-5 at one point, but lost six of final seven games to post third straight losing season...Bill Johnson led team in both scoring (13.9) and rebounding (9.4).

1953-54

Overall Record: 8-13 Conference: 5-7 in Big Seven (t-4th)
Home: 6-3 (4-2) Away: 2-10 (1-5)

Coach: Harry Good

A	12/5	MinnesotaL	64	75
H	12/12	IowaW	81	70
H	12/15	South DakotaW	70	53
A	12/19	Oregon State (11)L	55	83
A	12/21	OregonL	68	84
A	12/22	OregonL	72	74

Big Seven Holiday Tournament

KC	12/26	Kansas StateW	78	74
KC	12/29	OklahomaL	70	86
KC	12/30	MissouriL	57	72
A	1/4	Iowa StateW	74	60
H	1/9	OklahomaW	76	72
H	1/11	Kansas StateW	88	75
H	1/18	MissouriW	80	72
A	2/6	Kansas StateL	70	91
H	2/8	ColoradoL	67	75
A	2/13	Kansas (20)L	68	79
A	2/15	OklahomaL	68	76
A	2/20	ColoradoL	58	83
H	2/22	Kansas (17)L	62	67
H	2/27	Iowa StateW	78	65
A	3/1	MissouriL	67	82

Season Notes: Huskers got off to 3-6 start, opened Big Seven play with four straight wins, but lost six straight and seven of their final eight games to finish 8-13...Bill Johnson led team in both scoring (18.2) and rebounding (11.2) for second straight season...Johnson's scoring average stood as NU record for 13 seasons...Johnson grabbed NU single-game record 26 rebounds in Jan. 4 game at Iowa State.

1954-55

Overall Record: 9-12 Conference: 6-6 in Big Seven (t-3rd)
Home: 7-1 (5-1) Away: 2-11 (1-5)

Coach: Jerry Bush

A	12/6	Iowa (4)L	61	84
H	12/11	South DakotaW	87	51
A	12/18	BradleyW	93	68
A	12/20	Alabama (19)L	76	88
A	12/22	Memphis StateL	79	86

Big Seven Holiday Tournament

KC	12/27	Missouri (7)L	58	75
KC	12/29	ColoradoL	47	89
KC	12/30	Kansas (16)L	66	69
H	1/4	Iowa StateW	76	63
A	1/8	Missouri (9)L	59	67
H	1/11	Kansas StateW	69	59
H	1/15	MissouriW	66	62
H	1/21	NW Missouri StateW	74	54
A	2/5	Kansas StateL	62	79
H	2/7	ColoradoW	84	77
H	2/12	OklahomaW	75	67
H	2/14	Missouri (14)L	73	76
A	2/19	KansasW	68	55
A	2/21	OklahomaL	76	78
A	2/26	Iowa StateL	75	82
A	3/5	ColoradoL	66	77

Season Notes: Under the direction of first-year mentor Jerry Bush, the Huskers finished 9-12...Bush, who replaced Harry Good as NU's coach, came to Lincoln after posting a 129-59 record in seven years at Toledo...Huskers were 9-9 after 18 games, but lost last three games to record school's fifth straight losing season...Willard Fagler led team in scoring with 13.6 average, while Rex Ekwall averaged team-high 11.5 rebounds per game.

1955-56

Overall Record: 7-16 Conference: 3-9 in Big Seven (6th)
Home: 5-5 (2-4) Away: 2-11 (1-5)

Coach: Jerry Bush

A	12/3	IowaL	51	60
H	12/9	Texas Tech (OT)W	69	63
A	12/10	MichiganL	71	77
A	12/12	Wichita StateL	46	71
H	12/16	UCLAW	71	65
A	12/19	WisconsinL	52	71
H	12/21	Vanderbilt (8)L	48	66

Big Seven Holiday Tournament

KC	12/28	MissouriL	66	71
KC	12/29	Cornell (N.Y.)W	70	69
KC	12/30	Kansas StateL	51	79
A	1/7	ColoradoL	63	78
H	1/16	MissouriW	83	77
H	1/21	ColoradoL	50	77
H	2/4	Emporia StateW	72	59
H	2/6	Kansas StateL	52	66
A	2/11	KansasL	56	80
A	2/13	Oklahoma (OT)W	68	61
H	2/18	Iowa State (OT)L	69	71
A	2/20	Kansas StateL	50	73
H	2/25	KansasL	56	60
H	3/3	Oklahoma (OT)W	64	63
A	3/5	MissouriL	80	88
A	3/9	Iowa StateL	74	94

Season Notes: Biggest win of season was 71-65 homecourt decision over eventual Pac-8 Conference champion UCLA, the only time an NU team beat a John Wooden-coached Bruin squad...three of NU's seven wins were in overtime...Rex Ekwall led NU in both scoring (14.9) and rebounding (10.7).

1956-57

Overall Record: 11-12 Conference: 5-7 in Big Seven (t-4th)
Home: 7-2 (4-2) Away: 4-10 (1-5)

Coach: Jerry Bush

A	11/30	UCLAL	56	69
A	12/1	UCLAL	60	78
H	12/3	IowaW	67	43
H	12/8	MichiganW	73	60
H	12/10	WisconsinW	53	51
H	12/17	PurdueW	65	62
A	12/20	Texas TechW	67	66
A	12/22	VanderbiltL	54	78

Big Seven Holiday Tournament

KC	12/27	Michigan StateL	65	79
KC	12/28	MissouriW	70	65
KC	12/29	Iowa State (14)L	69	89
H	1/7	ColoradoW	74	52
A	1/12	ColoradoL	56	60
A	1/19	MissouriW	84	65
A	2/4	Kansas StateL	53	89
H	2/9	Kansas (2)L	54	69
A	2/11	MissouriW	53	49
A	2/16	Iowa State (9)L	47	59
H	2/18	Kansas State (17)L	56	81
A	2/23	Kansas (2)L	60	87
A	2/25	OklahomaL	53	55
H	3/6	OklahomaW	64	55
H	3/9	Iowa State (17)W	67	58

Season Notes: After 0-2 start, Huskers won five straight games, with four of those victories against Big Ten schools...NU was 8-6 after Jan. 19 win over Missouri, but dropped five of its next seven games for seventh straight losing season...Rex Ekwall led team in both scoring (13.3) and rebounding (9.3).

1957-58

Overall Record: 10-13 Conference: 5-7 in Big Seven (t-4th)
Home: 9-2 (5-1) Away: 1-11 (0-6)

Coach: Jerry Bush

H	12/2	South Dakota StateW	64	52
H	12/5	WyomingW	77	66
A	12/7	MichiganL	57	81
A	12/9	Notre Dame (15)L	56	69
H	12/14	PurdueL	61	70
H	12/16	DenverW	68	63
H	12/19	OhioW	61	53
A	12/21	MarquetteL	64	79

Big Seven Holiday Tournament

KC	12/27	PrincetonW	74	64
----	-------	-----------	--------	----	----

KC	12/28	Kansas State (3)L	57	88
KC	12/30	Iowa State (20)L	51	61
A	1/6	MissouriL	54	55
A	1/11	Kansas State (4)L	59	74
H	1/13	Oklahoma (14)W	57	54
H	1/18	Iowa StateL	52	57
A	2/1	Iowa StateL	63	78
A	2/8	Kansas (2)L	46	102
A	2/10	Oklahoma (20)L	39	66
H	2/12	Missouri (OT)W	67	62
H	2/17	ColoradoW	50	41
H	2/22	Kansas (4)W	43	41
H	3/3	Kansas State (1)W	55	48
A	3/8	ColoradoL	52	54

Season Notes: After splitting its first eight games, NU lost eight of its next nine games before winning four of final five games...two of the school's most-memorable wins came late in season...Kansas handed NU its worst loss ever, 102-46, at Lawrence, but Huskers avenged loss by knocking off fourth-ranked Jayhawks in Lincoln, 43-41...NU guard Jimmy Kubacki hit a 15-foot jumper with two seconds left to give the Huskers the win over the Wilt Chamberlain-led Jayhawks... nine days later, the Huskers shocked No. 4 Kansas State and Omaha native Bob Boozer...K-State went into March 3 game ranked fourth in AP poll, but was No. 1 when the new poll was released on March 4...Wilson Fitzpatrick and Gary Reimers both averaged a team-best 11.5 points per game, while Herschell Turner led team in rebounding with an 8.2 average.

1958-59

Overall Record: 12-13 Conference: 5-9 in Big Eight (t-5th)
Home: 9-3 (4-3) Away: 3-10 (1-6)

Coach: Jerry Bush

H	12/1	NW Missouri StateW	85	44
H	12/6	Montana StateW	75	43
H	12/8	Marquette (17)W	62	60
A	12/13	MinnesotaL	57	78
H	12/15	Texas TechW	54	46
A	12/18	Bradley (11)L	48	85
A	12/20	Michigan State (11)L	55	80

Big Eight Holiday Tournament

KC	12/27	Oklahoma StateW	55	48
KC	12/29	ColoradoL	50	54
KC	12/30	OklahomaW	60	43
A	1/5	ColoradoL	50	57
H	1/10	Oklahoma StateW	47	44
H	1/12	MissouriW	81	69
H	1/17	Iowa StateW	52	49
H	1/31	DetroitW	91	77
H	2/2	Kansas State (3)L	43	50
A	2/7	Oklahoma StateL	39	54
A	2/9	OklahomaL	48	54
H	2/14	KansasL	55	63
A	2/21	KansasL	50	66
H	2/23	ColoradoW	62	61
A	2/28	Iowa StateL	56	59
A	3/2	MissouriW	81	79
H	3/5	OklahomaL	54	65
A	3/9	Kansas State (2)L	54	76

Season Notes: NU finished with best record in nine-year tenure of Coach Jerry Bush...NU was 12-11 heading into final two games, and needed one win to secure first winning season since 1949-50, but it dropped both games to finish 12-13...Herschell Turner led team in scoring (17.1) and rebounding (9.8)...Turner was first-team All-Big Eight pick and third-team All-America...Turner's scoring average was best for NU player since Bill Johnson's 18.2 mark in 1953-54...Oklahoma State's addition to the league made the Big Seven the Big Eight.

1959-60

Overall Record: 7-17 Conference: 4-10 in Big Eight (t-7th)
Home: 6-5 (4-3) Away: 1-12 (0-7)

Coach: Jerry Bush

H	12/5	Air ForceW	68	54
H	12/7	MinnesotaW	76	66
H	12/14	Notre DameL	62	70
H	12/17	Michigan State (20T)L	80	82
A	12/19	Oregon StateL	60	63
N*	12/21	Oregon StateL	65	67
A	12/23	Montana StateL	58	64

Big Eight Holiday Tournament

KC	12/26	ColoradoL	55	64
KC	12/29	Kansas StateL	63	71
KC	12/30	MissouriW	78	67
A	1/4	Iowa StateL	53	57



Herschell Turner (left) earned third-team All-America honors under Coach Jerry Bush in 1959. Turner was also a two-time All-Big Eight performer for the Huskers.

H	1/9	Kansas	L	47	60
A	1/11	Missouri	L	61	69
A	1/16	Colorado (OT)	L	57	62
H	1/30	Colorado	L	54	58
H	2/1	Missouri	W	64	59
A	2/6	Oklahoma State	L	47	52
A	2/8	Oklahoma	L	54	63
H	2/13	Iowa State	W	69	49
H	2/20	Kansas State	W	70	60
H	2/22	Oklahoma	L	49	50
H	2/27	Oklahoma State	W	54	47
A	3/5	Kansas State	L	74	83
A	3/7	Kansas	L	74	79

*Portland, Ore.

Season Notes: After a 2-0 start, NU lost seven straight and 12 of its next 13 games and went on to finish 7-17...Herschell Turner was a first-team All-Big Eight performer after leading team in scoring (15.9) and rebounding (8.0) for second straight season...Turner became first 1,000-point scorer in school history with 1,056 points.

1960-61

Overall Record: 10-14 Conference: 4-10 in Big Eight (6th)

Home: 7-5 (3-4) Away: 3-9 (1-6)

Coach: Jerry Bush

H	12/1	Northern Iowa	W	78	68
H	12/3	Wichita State	L	63	65
H	12/7	Utah State	W	65	60
H	12/13	Denver	W	77	52
A	12/17	Detroit (3)	L	62	71
A	12/19	Cincinnati	L	60	75
H	12/21	Arizona	W	79	55

Big Eight Holiday Tournament

KC	12/28	Kansas	L	53	78
KC	12/29	Missouri	W	90	72
KC	12/30	Oklahoma State	W	70	61
H	1/7	Missouri	W	62	48
H	1/9	Colorado (OT)	W	65	61
A	1/14	Colorado*	L	51	66
H	1/21	Iowa State	L	58	66
A	2/4	Oklahoma State	L	47	55
A	2/6	Oklahoma	L	58	69
H	2/11	Kansas	L	33	38
A	2/13	Iowa State	L	62	68
H	2/18	Oklahoma State	L	61	65
H	2/20	Oklahoma	W	83	61
A	2/25	Kansas	W	69	68
H	2/27	Kansas State (8)	L	67	77
A	3/4	Kansas State (7)	L	56	75
A	3/6	Missouri	L	76	97

*CU won game, but later forfeited

Season Notes: After back-to-back wins over Oklahoma and Kansas in late February, Huskers stood 10-11 and needed two wins in final three games to secure first winning season since 1949-50, but NU lost all three games to finish 10-14...Tom Russell led NU in both scoring (12.5) and rebounding (9.7).

1961-62

Overall Record: 9-16 Conference: 5-9 in Big Eight (t-5th)

Home: 5-5 (2-5) Away: 4-11 (3-4)

Coach: Jerry Bush

A	12/4	Wichita State	L	49	79
H	12/7	Southern Methodist	W	63	60
A	12/9	Air Force	L	49	58
H	12/11	Notre Dame	W	65	61
H	12/16	Ohio	W	81	64
A	12/20	Wyoming	L	70	71
A	12/22	California	L	49	50
A	12/23	Stanford	L	59	72

Big Eight Holiday Tournament

KC	12/27	Kansas State (5)	L	48	60
KC	12/29	Oklahoma State	W	52	51
KC	12/30	Kansas	L	68	69
A	1/6	Kansas	W	69	67
H	1/10	Oklahoma	W	57	56
H	1/13	Colorado	L	56	58
A	1/20	Iowa State	L	72	84
A	2/3	Kansas State (4)	L	53	72
H	2/5	Oklahoma State	W	57	56
A	2/10	Colorado	L	63	74
H	2/12	Iowa State	L	66	79
A	2/17	Missouri	W	65	63
H	2/21	Kansas	L	70	73
H	2/24	Missouri	L	63	81
A	3/3	Oklahoma State	L	64	65
A	3/5	Oklahoma (OT)	W	71	69
H	3/7	Kansas State (3)	L	60	84

Season Notes: Six losses by three or fewer points gave Huskers 9-16 record rather than 15-10 mark...for second straight season, Tom Russell led NU in both scoring (16.5) and rebounding (8.0)...Russell also ranked seventh nationally in field goal percentage at .560...Russell scored then-school-record 38 points in Huskers' 73-70 homecourt loss to Kansas.

1962-63

Overall Record: 6-19 Conference: 1-13 in Big Eight (8th)

Home: 4-9 (1-6) Away: 2-10 (0-7)

Coach: Jerry Bush

A	12/1	Texas Tech	W	68	66
A	12/3	Houston	L	61	68
H	12/8	Air Force	W	43	39
H	12/10	Northern Iowa	W	78	59
H	12/15	Denver	L	54	63
H	12/17	Miami (Ohio)	W	72	69
H	12/21	Southern California	L	49	58
H	12/22	Southern California	L	53	55

Big Eight Holiday Tournament

KC	12/26	Iowa State	L	68	82
KC	12/28	Colorado	L	47	59
KC	12/29	Oklahoma	W	93	86
H	1/7	Colorado	L	47	75

A	1/12	Kansas State	L	53	66
A	1/19	Kansas	L	53	72
H	2/2	Kansas State	L	60	72
A	2/4	Iowa State	L	69	83
H	2/9	Missouri	L	61	69
H	2/11	Iowa State	L	54	75
A	2/16	Oklahoma State	L	41	51
A	2/18	Oklahoma	L	77	84
H	2/23	Kansas	L	39	45
H	2/25	Oklahoma State	W	49	48
H	3/2	Oklahoma	L	75	77
A	3/4	Colorado	L	51	80
A	3/6	Missouri	L	72	84

Season Notes: After a 4-2 start, NU lost 14 of next 15 games, including 10 straight to open Big Eight Conference play...Huskers avert winless conference record and snap 10-game losing streak with 49-48 win over Oklahoma State late in February...season was last for Coach Jerry Bush, who resigned following the season after nine years at the helm...the 19 losses were most ever in one year for a Husker team...Daryl Petch led team in scoring with 14.8 average, while Charlie Jones was club's top rebounder (8.2).

1963-64

Overall Record: 7-18 Conference: 5-9 in Big Eight (t-6th)

Home: 6-5 (4-3) Away: 1-13 (1-6)

Coach: Joe Cipriano

H	12/2	Wyoming	W	79	72
A	12/6	Michigan (8)	L	55	80
A	12/7	Purdue	L	75	81
H	12/9	Texas Tech	L	60	76
H	12/14	Houston	L	58	64
A	12/20	Southern California	L	73	79
A	12/21	Southern California	L	64	79

Big Eight Holiday Tournament

KC	12/26	Kansas State	L	78	100
KC	12/28	Oklahoma	L	66	75
KC	12/30	Colorado	L	58	80
A	1/6	Iowa State	W	55	52
H	1/11	Missouri (OT)	W	74	69
A	1/14	Kansas	L	48	74
H	1/18	Oklahoma City	W	74	65
A	2/1	Missouri	L	60	78
H	2/3	Kansas State (OT)	L	66	73
H	2/8	Oklahoma (2OT)	W	76	69
H	2/10	Oklahoma State	W	54	53
H	2/15	Colorado	L	52	60
A	2/17	Kansas State	L	48	50
H	2/22	Iowa State	W	57	55
H	2/24	Kansas	L	55	64
A	2/29	Oklahoma State	L	45	81
A	3/2	Oklahoma	L	76	82
A	3/9	Colorado	L	73	89

Season Notes: After guiding Idaho to a 22-5 record in 1962-63, Joe Cipriano was tabbed as the Huskers' 22nd basketball coach, replacing Jerry Bush, who resigned after the 1962-63 season...NU scored 79-72 win over Wyoming in Cipriano's debut, then lost nine straight before opening Big Eight play with a 55-52 win at Iowa State...Charlie Jones led NU in scoring (12.9) and rebounding (6.8).

1964-65

Overall Record: 10-15 Conference: 5-9 in Big Eight (t-6th)

Home: 8-4 (3-4) Away: 2-11 (2-5)

Coach: Joe Cipriano

A	12/3	Wyoming	L	68	94
H	12/5	Purdue	W	96	85
H	12/7	South Dakota	W	74	63
H	12/12	Michigan (1)	W	74	73
A	12/18	Texas	L	73	77
A	12/20	Texas Tech	L	78	82
H	12/21	California	W	87	80
H	12/22	California	W	63	59

Big Eight Holiday Tournament

KC	12/28	Colorado	L	52	70
KC	12/29	Oklahoma State	L	61	74
KC	12/30	Iowa State	L	62	69
H	1/4	Kansas	L	56	66
A	1/9	Oklahoma State	L	54	93
A	1/11	Oklahoma	L	82	89
H	1/18	Iowa State	W	88	77
H	1/23	Oklahoma State	L	53	55
A	2/6	Colorado	L	52	62
A	2/9	Kansas State	W	62	57

THIS IS NEBRASKA | OUTLOOK | 2013-14 HUSKERS | COACHES | ADMINISTRATION | OPPONENTS | REVIEW | RECORDS | HISTORY | MEDIA



Grant Simmons was Nebraska's first academic All-Big Eight player in 1966.

H	2/13	ColoradoW	66	59
A	2/15	MissouriL	74	92
A	2/20	Iowa StateW	69	65
A	2/23	KansasL	62	71
H	2/27	OklahomaW	67	63
A	3/2	MissouriL	66	84
H	3/8	Kansas StateL	67	79

Season Notes: Fred Hare's buzzer-beater gave Huskers 74-73 homecourt upset win over top-ranked Michigan...Hare led NU in both scoring (15.2 ppg) and rebounding (7.4 rpg)...NU started 5-3, then dropped six straight and nine of its next 10 to assure 15th straight losing season.

1965-66

Overall Record: 20-5 Conference: 12-2 in Big Eight (2nd)
Home: 11-0 (7-0) Away: 9-5 (5-2)

Coach: Joe Cipriano

A	12/1	WisconsinW	101	88
H	12/7	Oregon StateW	75	63
A	12/10	CaliforniaL	71	87
A	12/11	CaliforniaW	70	68
H	12/14	TexasW	75	64
H	12/18	South DakotaW	77	60
H	12/20	StanfordW	71	67

Big Eight Holiday Tournament

KC	12/27	Missouri (OT)W	69	67
KC	12/29	OklahomaW	92	79
KC	12/30	KansasL	61	71
A	1/4	Iowa StateW	76	74
H	1/8	MissouriW	82	60
A	1/15	Kansas StateW	82	71
H	1/18	Kansas (6)W	83	75
H	1/22	OklahomaW	86	78
A	2/5	Oklahoma State (OT)W	45	41
A	2/7	OklahomaW	85	81
A	2/8	9/Oklahoma City (OT)L	81	85
H	2/12	9/Iowa StateW	81	70
A	2/19	9/MissouriW	71	53
H	2/21	9/ColoradoW	70	63
A	2/26	8/Kansas (6)L	73	110
H	3/1	9/Kansas StateW	79	69
A	3/5	ColoradoL	88	95
H	3/7	Oklahoma StateW	85	64

Season Notes: The frustration of 15 straight losing seasons was wiped out in the Big Red's 20-5 campaign that ended one win short of a share of the school's first league title in some 15 years...NU headed into the final week of conference play tied with Kansas for the league's top spot, but a loss at Colorado ended the Huskers' title hopes...Huskers posted only second 20-win season in school history, first in 45 seasons...NU moved into the wire service polls, was rated as high

as eighth and finished 11th in the final United Press International listing...Grant Simmons was first-team All-Big Eight pick and landed a spot on the USBWA District V all-star team...Stuart Lantz finished second in Big Eight sophomore-of-the-year voting to KU standout Jo Jo White...NU topped century mark for first time ever in 101-88 victory at Wisconsin to open season; later made first appearance in Big Eight Holiday Tournament championship game.

1966-67

Overall Record: 16-9 Conference: 10-4 in Big Eight (t-2nd)
Home: 10-1 (6-1) Away: 6-8 (4-3)

Coach: Joe Cipriano

H	12/2	OregonW	79	56
A	12/7	WyomingL	98	102
H	12/10	PacificW	90	78
H	12/12	Washington StateW	100	75
H	12/13	Washington StateW	80	78

Vanderbilt Invitational*

N	12/16	La Salle*L	76	99
N	12/17	Portland*W	71	69

Big Eight Holiday Tournament

KC	12/27	Kansas StateL	81	98
KC	12/29	Oklahoma StateW	73	64
KC	12/30	ColoradoL	66	73
A	1/7	Oklahoma StateW	67	57
A	1/9	OklahomaL	87	99
H	1/14	ColoradoW	84	80
H	1/26	OklahomaW	97	78
H	1/28	MissouriW	99	82
A	2/4	Kansas StateW	67	59
A	2/7	Kansas (7)L	58	84
H	2/11	Iowa StateW	94	82
A	2/18	Iowa StateW	76	65
H	2/25	Kansas StateW	79	71
A	2/28	MissouriW	80	73
H	3/4	Kansas (4)L	57	64
H	3/6	Oklahoma StateW	88	71
A	3/11	ColoradoL	57	64

National Invitation Tournament

N^	3/13	MarshallL	88	119
----	------	----------	--------	----	-----

*Nashville, Tenn.; ^New York City, N.Y.

Season Notes: The Big Eight preseason favorite, Nebraska finished second in the league race, three games back of first-place Kansas...Huskers landed first National Invitation Tournament bid ever, but dropped a 119-88 decision to Marshall in the first round at Madison Square Garden...NU posted back-to-back winning seasons for first time since 1948-49 and 1949-50 campaigns...Stuart Lantz earned first-team All-Big Eight recognition and landed a spot on the USBWA District V all-star squad...Tom Baack and Nate Branch were second-team all-league picks...school-record 20-game homecourt win string snapped by Kansas in late February...after season, Coach Cipriano took Huskers on 13-game Latin America tour.

1967-68

Overall Record: 15-10 Conference: 8-6 in Big Eight (t-3rd)
Home: 9-1 (6-1) Away: 6-9 (2-5)

Coach: Joe Cipriano

H	12/4	Cal State FullertonW	111	74
H	12/5	South DakotaW	94	61
A	12/8	Washington StateL	70	93
A	12/9	Washington StateW	91	76
A	12/11	HawaiiL	74	82
A	12/13	HawaiiL	72	86
A	12/20	Michigan StateL	70	74
H	12/23	WyomingW	82	74

Big Eight Holiday Tournament

KC	12/28	OklahomaW	75	65
KC	12/29	Oklahoma StateW	48	46
KC	12/30	Kansas StateW	66	62
A	1/5	Iowa StateL	70	85
A	1/9	Kansas StateL	62	78
H	1/13	MissouriW	75	66
H	1/27	OklahomaW	110	90
H	2/1	ColoradoW	87	73
A	2/3	Oklahoma StateW	63	62
A	2/5	OklahomaW	89	83
H	2/10	Kansas StateW	92	68
A	2/17	KansasL	60	71
H	2/19	Oklahoma StateW	82	73
A	2/24	ColoradoL	73	75
H	2/27	KansasW	76	69
H	3/1	Iowa State (OT)L	92	93

A	3/7	MissouriL	70	91
---	-----	----------	--------	----	----

Season Notes: For the first time ever, NU had two 1,000-point career scorers on the floor at the same time, as Tom Baack and Stuart Lantz reached that plateau during the 1967-68 campaign...Baack finished three-year career with a then-school-record 1,293 points and would later become Husker assistant coach...Lantz logged 1,266 points over his three-year career and was a first-team All-Big Eight pick and a District V all-star as a senior...Lantz was a third-round draft pick of the National Basketball Association's San Diego Rockets and would go on to play eight seasons of pro hoops...Baack was a 10th-round pick of the Detroit Pistons...NU won its first Big Eight Holiday title, scoring wins over Oklahoma, Oklahoma State and Kansas State...Huskers' post third straight .500 or better record, a feat the school hadn't accomplished since a three-year string from 1929 through 1931.

1968-69

Overall Record: 12-14 Conference: 5-9 in Big Eight (t-6th)
Home: 8-3 (4-3) Away: 4-11 (1-6)

Coach: Joe Cipriano

H	11/30	WisconsinW	68	55
A	12/6	Oregon StateL	67	79
A	12/7	OregonW	85	77
H	12/10	Wichita State (3OT)W	94	92
H	12/14	Augustana (S.D.)W	73	56
H	12/16	Michigan StateW	73	59

Sun Devil Classic*

A	12/20	Arizona State*L	76	83
N	12/21	California* (15)L	73	86
A	12/23	ArizonaL	63	68

Big Eight Holiday Tournament

KC	12/26	Kansas (8)L	56	82
KC	12/28	OklahomaW	70	47
KC	12/30	MissouriW	76	70
H	1/4	Kansas (5)L	52	56
A	1/7	Kansas StateL	72	95
A	1/25	Iowa State (OT)L	93	99
H	1/27	Oklahoma StateL	52	76
H	2/1	MissouriW	87	71
H	2/3	OklahomaW	90	83
A	2/8	Colorado (20)L	81	83
A	2/11	MissouriL	60	79
H	2/15	Iowa State (OT)L	74	75
A	2/22	Kansas (16)L	73	79
H	2/24	Colorado (18)W	79	65
H	3/1	Kansas StateW	88	71
A	3/6	Oklahoma StateL	63	72
A	3/8	OklahomaW	70	64

*Tempe, Ariz.

Season Notes: Leroy Chalk led Big Eight in field goal percentage with a .538 mark and grabbed a then-school-record 257 rebounds...another sophomore, Marvin Stewart, led NU in scoring with a 14.6 average...Huskers started Big Eight play 0-4, then went 5-5 in final 10 league games.

1969-70

Overall Record: 16-9 Conference: 7-7 in Big Eight (t-3rd)
Home: 10-1 (6-1) Away: 6-8 (1-6)

Coach: Joe Cipriano

H	12/1	California-IrvineW	76	73
A	12/4	Augustana (S.D.)W	75	56
A	12/6	Wichita State (OT)W	81	79
H	12/9	Duquesne (7)W	82	77
A	12/12	Houston*L	82	112
N	12/13	Texas A&M*W	78	69
H	12/15	Northern MichiganW	92	68
H	12/20	ArizonaW	79	69

Big Eight Holiday Tournament

KC	12/27	ColoradoL	60	72
KC	12/29	Iowa StateW	74	66
KC	12/30	Kansas (16)W	78	73
A	1/6	Iowa StateL	70	72
H	1/13	Kansas StateL	64	71
H	1/17	ColoradoW	60	58
A	1/31	OklahomaW	70	60
A	2/2	Oklahoma StateL	58	81
H	2/7	KansasW	84	73
A	2/10	ColoradoL	59	76
H	2/14	MissouriW	60	48
A	2/17	KansasL	87	100
A	2/21	Kansas State (18)L	62	69
H	2/23	OklahomaW	79	66
A	2/28	MissouriL	63	80

H	3/2	Oklahoma State	W	61	55
H	3/7	Iowa State	W	87	81

*Houston, Texas

Season Notes: Huskers won nine of first 11 games, and went 7-7 in Big Eight to finish 16-9 overall...Tom Scantlebury led team in scoring with a 14.5 average, but junior Marvin Stewart, the Huskers' top point producer in 1968-69, averaged 14.3 points through 14 games, then missed last 11 games because of academic problems...Leroy Chalk led team in rebounding for second straight season with a 9.4 average.

1970-71

Overall Record: 18-8 Conference: 8-6 in Big Eight (4th)

Home: 10-2 (5-2) Away: 8-6 (3-4)

Coach: Joe Cipriano

A	12/1	Wyoming	W	68	63
H	12/5	Iowa	W	73	71
H	12/7	Northern Iowa	W	95	71
A	12/11	Texas Christian	W	69	64
A	12/12	Southern Methodist	L	75	80
H	12/14	Nevada-Reno	W	116	71

Husker Classic*

H	12/18	Miami*	W	85	58
H	12/19	Colorado State*	W	69	65
A	12/23	Wichita State	W	72	71

Big Eight Holiday Tournament

KC	12/28	Oklahoma State	W	71	58
KC	12/29	Colorado	W	77	67
KC	12/30	Kansas (12)	L	52	72
A	1/9	Kansas State	L	69	70
H	1/16	Iowa State	W	84	62
H	1/30	Oklahoma State	W	80	59
A	2/1	Oklahoma	L	67	79
H	2/6	Kansas (5)	L	67	81
A	2/9	Iowa State (OT)	W	69	67
H	2/13	Missouri	W	81	72
A	2/16	Colorado	W	65	63
A	2/20	Oklahoma State	W	57	55
H	2/22	Oklahoma	L	56	65
H	2/27	Missouri	L	65	77
H	3/2	Kansas State	W	87	71
H	3/6	Colorado	W	85	71
A	3/13	Kansas (5)	L	54	59

Season Notes: Marvin Stewart became first NU player to average 20 points in a season, finishing with school-record 21.4 point-per-game average...Stewart led Big Eight in free-throw percentage at .824, became third NU player to top 1,000-point plateau for career, finished with 1,138 points...Stewart was first-team All-Big Eight pick and was named to all-tourney team at Big Eight Holiday Tournament...Chuck Jura hit then-school-record and Big Eight-best



Marvin Stewart scored 1,138 points in only 66 games for the Huskers.

.592 from field...NU won own Husker Classic and later advanced to title game of Big Eight Holiday Tournament for third time ever (lost to KU in title game, 72-52)...Cipriano became first 100-game winner in school history with Huskers' 69-64 win at Texas Christian...Moe Iba joined Cip's staff as freshman coach...KU won Big Eight title with 14-0 record, first unbeaten champ since Kansas State in 1958-59.

1971-72

Overall Record: 14-12 Conference: 7-7 in Big Eight (4th)

Home: 11-3 (6-1) Away: 3-9 (1-6)

Coach: Joe Cipriano

H	12/1	Wyoming	W	81	63
H	12/3	San Diego State	L	61	63
H	12/4	Wichita State	L	61	74
A	12/6	Duquesne	L	53	75
H	12/11	Southern Methodist	W	84	76

Husker Classic*

H	12/17	Idaho*	W	90	49
H	12/18	La Salle*	W	75	60
A	12/21	Iowa	L	77	86
H	12/23	San Jose State	W	80	63

Big Eight Holiday Tournament

KC	12/27	Missouri	L	64	76
KC	12/29	Oklahoma State	W	64	56
KC	12/30	Oklahoma	W	84	68
H	1/8	Oklahoma State	W	73	59
H	1/10	Oklahoma	W	77	70
H	1/15	Colorado	W	67	55
A	1/26	Oklahoma State	W	64	63
A	1/29	Kansas (OT)	L	55	57
H	2/1	Kansas State	W	61	60
A	2/7	Oklahoma	L	70	72
H	2/12	Iowa State	W	76	71
A	2/15	Missouri (15)	L	65	80
H	2/19	Kansas	W	99	78
A	2/26	Colorado	L	57	67
H	3/4	Missouri (19)	L	54	61
A	3/6	Iowa State	L	67	76
A	3/11	Kansas State (OT)	L	76	81

Season Notes: Center Chuck Jura was first-team All-Big Eight pick and first-team academic All-Big Eight...Jura led NU in scoring (21.2) and rebounding (11.7)...rebound average was school record and topped Big Eight...Jura finished his career with totals of 1,255 points and 740 rebounds...NU won Husker Classic for second straight season.

1972-73

Overall Record: 9-17 Conference: 4-10 in Big Eight (t-6th)

Home: 4-5 (2-5) Away: 5-12 (2-5)

Coach: Joe Cipriano

H	11/24	North Texas	W	64	46
A	12/1	Wyoming	L	59	65

Mountaineer Classic*

N	12/8	California*	L	50	75
N	12/9	Air Force*	W	57	53
H	12/11	Texas Christian	W	72	58

Kentucky Invitational**

A	12/15	Kentucky**	L	60	85
N	12/16	Colorado State**	L	51	57

Big Eight Holiday Tournament

KC	12/27	Iowa State	L	64	75
KC	12/29	Kansas	W	74	72
KC	12/30	Oklahoma State	L	73	75
N	1/4	Georgia State***	W	63	54
N	1/6	North Carolina**** (9)	L	62	79
H	1/13	Oklahoma State	L	55	68
H	1/15	Oklahoma	W	74	67
H	1/27	Missouri (7)	L	65	78
A	1/30	Iowa State	L	60	81
H	2/3	Kansas State (18)	L	55	82
H	2/6	Colorado	L	59	67
A	2/10	Kansas	W	59	46
A	2/17	Oklahoma	L	59	67
A	2/19	Oklahoma State	W	76	64
H	2/24	Kansas	W	62	59
H	2/27	Iowa State	L	76	82
A	3/3	Kansas State (16)	L	70	97
A	3/6	Colorado	L	63	71
A	3/10	Missouri (15)	L	70	86

*Morgantown, W.Va.; **Lexington, Ky.; ***Decatur, Ga.; ****Greensboro, N.C.

Season Notes: Without departed All-Big Eight center Chuck Jura, Huskers finished 9-17...NU's last losing season until 1987-88...freshman

Jerry Fort led NU in scoring with 14.5 ppg, first Husker frosh ever to lead team in that department.

1973-74

Overall Record: 14-12 Conference: 7-7 in Big Eight (4th)

Home: 11-2 (5-2) Away: 3-10 (2-5)

Coach: Joe Cipriano

H	12/1	Wyoming	W	70	62
H	12/3	Minnesota-Duluth	W	77	50

Vanderbilt Invitational*

A	12/7	Vanderbilt*	L	58	82
N	12/8	Middle Tennessee St.*	L	65	76
H	12/11	Georgia State (OT)	W	78	75
H	12/14	NW Missouri State	W	67	54
H	12/15	MacMurray	W	76	50
H	12/20	Northern Iowa	W	73	55

Big Eight Holiday Tournament

KC	12/27	Kansas State (18)	L	47	68
KC	12/28	Oklahoma State	W	69	62
KC	12/29	Kansas	L	66	75
A	1/7	Wichita State	L	58	66
A	1/12	Kansas	L	64	79
H	1/19	Oklahoma	W	63	58
H	1/22	Kansas State	L	65	73
A	1/26	Oklahoma State	L	66	79
A	1/28	Oklahoma	L	63	85
H	2/5	Iowa State (3OT)	W	91	88
H	2/9	Missouri	W	75	58
A	2/12	Colorado	L	64	65
A	2/16	Missouri	W	88	87
H	2/23	Oklahoma State	W	71	63
H	2/26	Kansas (15)	L	46	51
A	3/2	Kansas State	W	58	54
H	3/5	Colorado	W	65	42
A	3/9	Iowa State	L	58	76

*Nashville, Tenn.

Season Notes: Sophomore guard Jerry Fort led NU in scoring for second straight season with 18.0 average and was first-team All-Big Eight pick...Huskers toured Italy following season and finished 2-5 on their three-week journey.

1974-75

Overall Record: 14-12 Conference: 7-7 in Big Eight (4th)

Home: 8-3 (5-2) Away: 6-9 (2-5)

Coach: Joe Cipriano

H	11/30	South Dakota State	W	87	72
---	-------	--------------------	---	----	----

Sun Devil Classic*

N	12/6	Long Beach State*	W	67	55
A	12/7	Arizona State*	L	62	83
A	12/10	North Texas	W	69	56
H	12/14	Wichita State	W	78	65
H	12/17	San Jose State	L	66	80

Indiana Classic**

N	12/20	Southern Methodist**	W	69	67
A	12/21	Indiana** (2)	L	60	97
H	12/23	Vanderbilt	W	81	66

Big Eight Holiday Tournament

KC	12/26	Oklahoma (18)	W	75	64
KC	12/28	Kansas	L	62	63
KC	12/30	Kansas State	L	63	80
H	1/18	Kansas State	W	74	61
A	1/22	Oklahoma	W	68	61
H	1/25	Colorado	W	85	59
H	1/29	Oklahoma State	W	73	58
A	2/1	Missouri	L	74	88
A	2/5	Kansas	L	44	72
H	2/8	Iowa State	W	75	62
H	2/12	Oklahoma (OT)	L	57	65
A	2/15	Colorado	L	61	62
A	2/19	Kansas State	L	64	65
H	2/22	Missouri	W	80	77
A	2/26	Oklahoma State	W	59	58
H	3/5	Kansas (20T)	L	77	79
A	3/8	Iowa State	L	69	82

*Tempe, Ariz.; **Bloomington, Ind.

Season Notes: For third straight season, Jerry Fort led NU in scoring at 20.2 points per game, and became only third Husker to ever average 20-plus points in season...Fort earned first-team All-Big Eight honors for second straight year...NU started Big Eight play 4-0, finished first half 5-2, but went 2-5 in second half...three of losses during second half of league schedule were by a combined four points...Fort scored then-school-record 40 points in Huskers' homecourt win

THIS IS NEBRASKA OUTLOOK 2013-14 HUSKERS COACHES ADMINISTRATION OPPONENTS REVIEW RECORDS HISTORY MEDIA

over Missouri...his scoring outburst broke the old mark of 38 held by Tom Russell during the 1961-62 season.

1975-76

Overall Record: 19-8 Conference: 10-4 in Big Eight (3rd)

Home: 9-4 (5-2) Away: 10-4 (5-2)

Coach: Joe Cipriano

H	11/28	Illinois.....	L	58	60
H	11/29	Northwestern	W	79	68
A	12/2	Iowa.....	L	65	72
H	12/6	Washington (20)	L	63	75
H	12/10	St. Mary's (Calif.).....	W	68	57
Roadrunner Invitational*					
N	12/19	Pacific*.....	W	85	59
A	12/20	New Mexico State*.....	W	79	75
A	12/22	Vanderbilt.....	W	68	57
Big Eight Holiday Tournament					
KC	12/27	Kansas.....	L	66	69
KC	12/29	Oklahoma	W	75	53
KC	12/30	Oklahoma State	W	56	49
H	1/3	South Dakota	W	72	59
H	1/6	South Carolina	W	69	68
A	1/17	Kansas State.....	W	65	59
H	1/21	Oklahoma	W	68	67
A	1/24	Colorado	W	66	64
A	1/28	Oklahoma State	W	52	48
H	1/31	Missouri (13).....	L	57	62
H	2/4	Kansas.....	W	57	54
A	2/7	Iowa State.....	W	66	56
A	2/11	Oklahoma	L	60	65
H	2/14	Colorado	W	80	61
H	2/18	Kansas State.....	L	53	65
A	2/21	Missouri (OT, 14).....	L	84	95
H	2/28	Oklahoma State	W	60	54
A	3/3	Kansas.....	W	62	58
H	3/6	Iowa State.....	W	82	66

*Las Cruces, N.M.

Season Notes: Jerry Fort was a first-team All-Big Eight selection for third straight season, finished career with then-NU-record 1,882 points...Huskers reached 19-win mark for first time since a 20-5 record in 1965-66...Larry Cox led the Big Eight and set an NU single-season record for field-goal percentage with a .672 mark...Cox shot a Big Eight-record .625 from the field for his career...as a team, the Huskers led the Big Eight and finished eighth nationally in scoring defense, yielding 62.8 points per game...NU says good-bye to the NU Coliseum, the home of Husker basketball since the 1925-26 season, with an 82-66 victory over Iowa State, March 6, 1975.

1976-77

Overall Record: 15-14 Conference: 7-7 in Big Eight (5th)

Home: 7-4 (5-2) Away: 8-10 (2-5)

Coach: Joe Cipriano

H	11/27	Iowa.....	L	57	71
A	11/29	Washington (OT).....	W	59	58
A	12/1	Hawaii-Hilo	L	66	71
A	12/2	Hawaii.....	W	64	59
A	12/3	Hawaii.....	W	60	59
H	12/8	Minnesota.....	L	58	66
A	12/11	Illinois.....	L	63	67
H	12/13	NW Missouri State.....	W	88	53
A	12/20	Northwestern	W	71	68
H	12/22	Mankato State	W	64	61
Big Eight Holiday Tournament					
KC	12/28	Colorado	L	50	55
KC	12/29	Iowa State.....	W	75	55
KC	12/30	Oklahoma	W	66	56
A	1/3	South Carolina	L	49	54
H	1/8	Kansas State.....	L	52	57
H	1/12	Colorado	W	69	54
A	1/15	Iowa State.....	W	49	48
H	1/19	Oklahoma	L	58	65
A	1/22	Missouri.....	L	63	76
H	1/26	Kansas.....	W	60	57
H	1/29	Oklahoma State	W	66	54
A	2/2	Colorado	W	73	62
H	2/5	Iowa State.....	W	66	51
A	2/9	Kansas State.....	L	62	67
H	2/12	Missouri.....	W	60	58
A	2/16	Oklahoma	L	62	72
A	2/19	Kansas.....	L	66	74
A	2/23	Oklahoma State	L	60	62



Joe Cipriano ranks second on the school's all-time wins list with 253 victories in 17 seasons.

Big Eight Tournament

A	2/26	Kansas.....	L	58	61
---	------	-------------	---	----	----

Season Notes: After some 50 years of play in the NU Coliseum, Nebraska moved into the 15,000-seat NU Sports Complex, which would later be renamed the Bob Devaney Sports Center after the Huskers' longtime football coach and athletic director...Huskers led the Big Eight and ranked sixth nationally in scoring defense at 61.1 points per game, lowest since 1958-59 squad allowed 60.2 points per game...Nebraska and Creighton met for the first time since the 1931-32 season...first year Big Eight sponsored a season-ending tournament to determine league's automatic bid to the NCAA Tournament.

1977-78

Overall Record: 22-8 Conference: 9-5 in Big Eight (2nd)

Home: 14-2 (5-2) Away: 7-6 (4-3)

Coach: Joe Cipriano

H	12/2	Missouri Southern	W	61	54
H	12/9	Creighton.....	W	65	58
H	12/10	South Dakota	W	74	64
H	12/12	Nevada-Reno.....	W	67	50
H	12/16	California-Davis.....	W	69	64
H	12/17	Mississippi.....	W	80	70
A	12/19	Minnesota.....	W	63	49
H	12/21	Western Illinois.....	W	73	72
H	12/23	Montana State.....	W	104	60

Big Eight Holiday Tournament

KC	12/27	Oklahoma State	W	70	58
KC	12/29	Kansas State.....	L	60	69
KC	12/30	Oklahoma	W	75	68
A	1/7	Kansas State.....	W	77	63
A	1/11	Colorado	L	64	73
H	1/14	Iowa State.....	L	59	65
A	1/18	Oklahoma	W	78	64
H	1/21	Missouri.....	W	56	55
H	1/25	Kansas (8).....	W	62	58
H	1/28	Oklahoma State	W	63	57
H	2/1	Colorado	W	86	75
A	2/4	Iowa State.....	W	62	56
H	2/8	19/Kansas State	W	63	50
A	2/11	19/Missouri.....	L	52	74
H	2/15	Oklahoma	L	68	74
A	2/18	Kansas (6).....	L	70	75
A	2/25	Oklahoma State	W	67	56

Big Eight Tournament^A

N	2/28	Oklahoma State	W	71	63
N	3/3	Missouri.....	L	58	61
National Invitation Tournament					
H	3/8	Utah State.....	W	67	66
A	3/15	Texas (17).....	L	48	67

^AKansas City, Mo.

Season Notes: Nebraska earned first postseason tournament bids since 1966-67, and advanced to second round of NIT before being knocked out by champion Texas...NU tied school record for season victories and its second-place league finish was its highest since 1965-66 season...Brian Banks earned first-team All-Big Eight honors, while Carl McPipe was named one of 12 All-America centers, by Citizens Saving Athletic Foundation...NU led Big Eight and ranked eighth nationally in scoring defense, allowing 62.9 ppg...NU was only Big Eight team to beat league champion Kansas...Coach Cipriano picked up his 200th win at NU with Huskers' victory over Missouri Southern.

1978-79

Overall Record: 14-13 Conference: 7-7 in Big Eight (5th)

Home: 9-2 (6-1) Away: 5-11 (1-6)

Coach: Joe Cipriano

A	11/24	Alabama-Birmingham.....	W	64	55
H	11/25	Arkansas Tech	W	70	59
H	11/28	Minnesota.....	W	58	48
H	12/2	Purdue.....	L	47	58
A	12/9	Creighton.....	L	61	78
H	12/13	Sacramento State.....	W	91	56
N	12/16	Mississippi*.....	L	67	70

Rebel Roundup**

N	12/22	UC-Santa Barbara.....	W	75	55
A	12/23	UNLV (18).....	L	63	79

Big Eight Holiday Tournament


KC	12/28	Missouri (OT)	W	58	56
KC	12/29	Colorado	L	61	74
KC	12/30	Oklahoma	W	69	53
A	1/6	Iowa State.....	W	72	68
A	1/13	Colorado	L	61	64
H	1/17	Kansas State.....	W	55	53
A	1/20	Missouri.....	L	60	76
H	1/24	Oklahoma	W	74	56
H	1/27	Kansas (OT).....	W	66	64
A	1/31	Oklahoma State	L	57	66
H	2/3	Colorado	W	79	52
A	2/7	Kansas State.....	L	46	58
H	2/10	Iowa State.....	L	46	48
A	2/14	Oklahoma	L	58	79
H	2/17	Missouri.....	W	76	64
A	2/21	Kansas.....	L	59	66
H	2/24	Oklahoma State	W	76	67

Big Eight Tournament

A	2/28	Kansas State (2OT).....	L	60	61
---	------	-------------------------	---	----	----

*Biloxi, Miss.; **Las Vegas, Nev.

Season Notes: Huskers led the Big Eight and ranked ninth nationally in team defense at 62.3 ppg...NU's 17-for-17 effort at the free-throw line at Oklahoma State stands as best single-game free-throw percentage mark in school history...Andre Smith was a second-team UPI All-Big



Carl McPipe is 12th on the Husker career scoring list and eighth on the career rebounding chart.

Eight pick and led team in scoring at 13.5 ppg...Carl McPipe, one-half of the Huskers' "Hammond Hustlers," was named to USBWA District V all-star team and finished career with 1,300 points...the other half of the "Hammond Hustlers," Brian Banks, ended career with 1,150 points...final year of Big Eight Holiday Tournament, an event that started in 1946.

1979-80

Overall Record: 18-13 Conference: 8-6 in Big Eight (t-2nd)
Home: 14-2 (5-2) Away: 4-11 (5-2)

Coach: Joe Cipriano

Assistant Coach: Moe Iba

H 11/30	South Dakota State	W	100	83
H 12/1	Portland State	W	74	52
H 12/3	Eastern Washington	W	82	68
H 12/8	Creighton	W	64	55
A 12/11	Purdue (9)	L	56	78
H 12/13	Cal State-Bakersfield	W	94	80
A 12/15	Minnesota	L	58	75
H 12/22	UAB (40T)	W	92	84

Rainbow Classic*

N 12/27	Wisconsin* (OT)	W	83	82
N 12/29	Hawaii*	L	55	67
N 12/30	Louisville* (12)	L	58	65
A 1/2	Idaho	L	55	64
H 1/4	Wisconsin-Oshkosh	W	96	72
H 1/5	Angelo State	W	83	70
A 1/9	Iowa State	W	58	50
H 1/12	Missouri (13)	L	63	84
H 1/16	Kansas	W	64	57
A 1/19	Colorado	W	53	44
H 1/23	Oklahoma State (OT)	W	74	73
A 1/26	Kansas State (20T)	L	64	66
H 1/30	Oklahoma	W	59	58
A 2/2	Missouri (14)	L	60	73
A 2/5	Kansas	W	61	56
H 2/9	Iowa State	W	69	66
A 2/13	Oklahoma State	L	68	83
H 2/16	Colorado	L	55	56
H 2/20	Kansas State	W	70	58
A 2/23	Oklahoma	L	60	78

Big Eight Tournament

H 2/26	Oklahoma	W	75	68
N 2/29	Kansas State ^A	L	59	60

National Invitation Tournament

A 3/6	Michigan	L	69	76
-------	----------	---	----	----

*Honolulu, Hawaii; ^AKansas City, Mo.

Season Notes: Picked to finish sixth in a preseason poll of Big Eight media, NU wound up in second-place tie and earned its third NIT berth...Huskers' had longest game ever, a four-overtime affair, against Alabama-Birmingham...Joe Cipriano, who was stricken with cancer, was named UPI Big Eight Co-Coach of the Year with assistant Moe Iba, who guided Huskers in Cip's absence...Iba was tabbed AP Big Eight Coach of the Year and NABC District 12 Coach of the Year...Andre Smith led team in scoring for second straight season with a 19.4 average and was

first-team AP/UPI All-Big Eight performer and AP honorable-mention All-American...Jack Moore was second-team AP All-Big Eight pick.

1980-81

Overall Record: 15-12 Conference: 9-5 in Big Eight (t-2nd)
Home: 11-4 (6-1) Away: 4-8 (3-4)

Coach: Moe Iba

H 11/28	Wyoming (OT)	L	59	62
H 11/29	Idaho	L	53	64
A 12/6	Creighton (OT)	L	61	66
H 12/9	Penn State	W	75	50

Utah Classic*

N 12/12	Loyola Marymount*	W	67	66
A 12/13	Utah*	L	55	57
H 12/20	NW Missouri State	W	79	59
H 12/22	Colorado State	W	54	48
H 12/23	Montana	W	69	46
A 12/27	Ball State	L	62	67
A 12/30	Arkansas	L	52	64
H 1/5	Sonoma State	W	84	49
H 1/14	Kansas State	W	59	49
A 1/17	Oklahoma State	L	70	81
H 1/21	Colorado	L	59	62
H 1/24	Missouri	W	66	53
A 1/28	Iowa State	W	61	56
H 1/31	Kansas (18)	W	57	54
A 2/4	Oklahoma	W	71	59
H 2/7	Oklahoma State	W	62	54
A 2/11	Colorado	W	57	56
A 2/14	Kansas State	L	49	66
H 2/18	Iowa State	W	81	61
A 2/21	Missouri	L	45	55
A 2/25	Kansas	L	49	75
H 2/28	Oklahoma	W	90	63

Big Eight Tournament

H 3/3	Colorado	L	66	70
-------	----------	---	----	----

Season Notes: Coach Joe Cipriano died after year-long battle with cancer three days before season opener, and Moe Iba was named Huskers' acting head coach...Iba was UPI Big Eight Coach of the Year for leading NU to its second straight second-place league finish...Andre Smith was AP/UPI Big Eight Player of the Year, first-team AP/UPI All-Big Eight selection, USBWA District V performer and an AP honorable-mention All-American...Smith led league in scoring for conference games only with a 19.5 average, while his .589 field-goal percentage mark for all games topped league...Jack Moore was second-team AP All-Big Eight and a CoSIDA Second-Team Academic All-American...Moore led league in free-throw percentage (.922)...Devaney Center-record crowd of 15,038 watched NU stop Oklahoma State, 62-54.

1981-82

Overall Record: 16-12 Conference: 7-7 in Big Eight (t-4th)
Home: 11-3 (5-2) Away: 5-9 (2-5)

Coach: Moe Iba

A 11/27	Wyoming	L	48	62
H 11/30	UW-Stevens Point	W	74	45
H 12/5	Creighton	W	86	46
H 12/7	South Dakota State	W	70	51
A 12/9	Baylor	W	64	63
H 12/19	Ball State	W	71	57
A 12/21	Penn State	L	58	60
A 12/23	Colorado State (OT)	L	51	58

Holiday Classic*

N 12/28	Air Force*	W	63	47
A 12/29	Northern Iowa*	W	53	42
H 1/6	Sacramento State	W	93	61
H 1/9	Arkansas (11)	L	50	51
H 1/13	Kansas	W	75	55
H 1/16	Missouri (2)	L	42	44
A 1/20	Oklahoma State	L	50	52
H 1/23	Iowa State	W	60	47
A 1/27	Oklahoma	L	48	51
A 1/30	Colorado	W	74	57
H 2/3	Kansas State (t19)	L	64	75
A 2/6	Missouri (1)	W	67	51
H 2/10	Oklahoma State	W	75	63
A 2/13	Kansas	L	63	66
H 2/15	Oklahoma	W	65	51
A 2/20	Iowa State	L	61	63
H 2/24	Colorado	W	79	57
A 2/27	Kansas State	L	50	67

Big Eight Tournament

H 3/2	Oklahoma State	W	60	49
-------	----------------	---	----	----

N 3/5	Missouri ^A (5)	L	53	58
-------	---------------------------	---	----	----

*Cedar Falls, Iowa; ^AKansas City, Mo.

Season Notes: NU scored one of its biggest wins ever, a 67-51 victory at 19-0 and No. 1 Missouri...Jack Moore earned Naismith Award, given annually to nation's best player under 6-0 tall, and was AP/UPI first-team All-Big Eight pick and third-team UPI All-American...Moore joined 1,000-point club, finishing career with 1,204 points...Moore hit Big Eight-record .939 from free throw line for season, .901 mark for career was best ever by Big Eight performer and second-best all-time in NCAA Division I history at that time.

1982-83

Overall Record: 22-10 Conference: 9-5 in Big Eight (t-3rd)
Home: 17-1 (6-1) Away: 5-9 (3-4)

Coach: Moe Iba

H 11/26	Denver	W	94	58
A 11/29	Montana	L	51	61
A 12/4	Creighton	W	65	62
H 12/8	UMKC	W	69	50
H 12/11	Baylor	W	59	56
H 12/18	Wyoming	W	68	57
H 12/20	Missouri Western	W	93	43

Hoosier Classic*

N 12/29	Cornell*	W	66	56
N 12/30	Indiana* (1)	L	50	67
N 1/3	Arkansas** (11)	L	58	64
H 1/7	Mesa	W	94	57
H 1/15	SW Missouri State	W	98	46
A 1/18	Iowa State	W	59	54
A 1/22	Colorado	L	69	72
H 1/26	Kansas State	W	59	43
A 1/29	Missouri (13)	L	56	79
H 2/2	Oklahoma	W	60	59
H 2/5	Kansas	W	68	61
A 2/9	Oklahoma State (20T)	L	63	71
H 2/12	Colorado	W	68	56
A 2/16	Kansas State	W	56	45
H 2/19	Iowa State	W	67	66
A 2/24	Oklahoma	L	71	84
H 2/26	Missouri (15)	L	51	54
A 3/2	Kansas	W	60	58
H 3/5	Oklahoma State	W	77	68

Big Eight Tournament

H 3/8	Iowa State	W	94	71
N 3/11	Missouri ^A (12)	L	63	69

National Invitation Tournament

H 3/17	Tulane	W	72	65
--------	--------	---	----	----



Andre Smith was named the Big Eight Player of the Year in 1981 and earned honorable-mention All-America honors in each of his final two seasons at Nebraska.

THIS IS NEBRASKA
OUTLOOK
2013-14 HUSKERS
COACHES
ADMINISTRATION
OPONENTS
REVIEW
RECORDS
HISTORY
MEDIA

2013-14 NEBRASKA MEN'S BASKETBALL

MEDIA HISTORY RECORDS REVIEW OPPONENTS ADMINISTRATION COACHES 2013-14 HUSKERS OUTLOOK THIS IS NEBRASKA

H	3/21	Iona.....	W	85	73
H	3/24	Texas Christian.....	W	67	57
NY	3/28	DePaul.....	L	58	68

*Indianapolis, Ind. **Little Rock, Ark. ^Kansas City, Mo.

Season Notes: Nebraska tied school record for victories in a 22-10 season, and advanced further in postseason play than any previous Husker squad by reaching the semifinals of the National Invitation Tournament...freshman Dave Hoppen, who set seven NU freshman records and led the Huskers in scoring with a 13.9 average, was a second-team All-Big Eight pick, and was named to the All-National Invitation Tournament team and the league's all-freshman team.

1983-84

Overall Record: 18-12 Conference: 7-7 in Big Eight (3rd)

Home: 11-6 (3-4) Away: 7-6 (4-3)

Coach: Moe Iba

H	11/26	Augustana (S.D.).....	W	113	69
H	11/29	Texas Tech.....	L	45	59
H	12/3	Creighton.....	W	65	56
A	12/5	Wisconsin (2OT).....	W	71	69
H	12/7	NW Missouri State.....	W	82	61
H	12/10	Arkansas (15).....	W	67	54
H	12/17	Northern Iowa.....	W	90	64
A	12/20	Wyoming.....	W	67	64

Cotton States Classic*

A	12/28	Georgia Tech*.....	L	49	66
N	12/29	Michigan State*.....	L	45	58
H	1/4	Colorado State.....	W	56	54
H	1/7	NW Missouri State.....	W	93	67
H	1/14	Eastern Washington.....	W	105	71
A	1/18	Iowa State.....	W	64	63
H	1/21	Missouri.....	L	48	50
A	1/25	Kansas.....	L	61	77
A	1/28	Colorado.....	L	57	60
H	2/1	Oklahoma State (OT).....	W	54	52
A	2/4	Kansas State.....	W	47	46
H	2/8	Oklahoma (10).....	L	67	78
A	2/11	Missouri (OT).....	W	61	56
H	2/15	Kansas.....	L	66	67
H	2/18	Iowa State.....	L	48	69
A	2/22	Oklahoma State.....	W	67	64
H	2/25	Colorado.....	W	75	67
H	2/28	Kansas State.....	W	63	56
A	3/1	Oklahoma (6).....	L	70	79

Big Eight Tournament

H	3/7	Kansas State.....	L	39	41
---	-----	-------------------	---	----	----

National Invitation Tournament

A	3/15	Creighton.....	W	56	54
A	3/19	Xavier.....	L	57	58

*Atlanta, Ga.

Season Notes: Nebraska earned back-to-back postseason tournament bids for the first time in school history, advanced to the second round of the NIT...Huskers' 11th straight winning season...Dave Hoppen tops the 1,000-point mark in his career and earns first-team All-Big Eight honors.

1984-85

Overall Record: 16-14 Conference: 5-9 in Big Eight (t-5th)

Home: 12-3 (5-2) Away: 4-11 (0-7)

Coach: Moe Iba

H	11/29	Southern Colorado.....	W	89	67
H	12/1	South Dakota.....	W	101	69
H	12/3	Montana State.....	W	86	65
A	12/8	Creighton.....	W	78	73
H	12/10	Wyoming.....	W	79	65
H	12/12	Wisconsin.....	W	53	51
A	12/15	Texas Tech (OT).....	W	79	74
H	12/22	Washington State.....	L	58	63

Cable Car Classic*

N	12/28	California-Irvine*.....	W	73	67
A	12/29	Santa Clara*.....	L	59	78
A	1/3	Evansville.....	L	73	80
H	1/9	UW-Stevens Point.....	W	69	62
A	1/12	Colorado State (2OT).....	W	88	78
H	1/16	Kansas State.....	W	75	63
A	1/19	Oklahoma State.....	L	66	68
H	1/23	Colorado.....	W	85	67
H	1/26	Missouri.....	W	74	66
A	1/30	Iowa State.....	L	65	76
H	2/2	Kansas (19).....	L	80	91
A	2/6	Oklahoma (7).....	L	74	83
H	2/9	Oklahoma State.....	W	66	48
A	2/13	Colorado.....	L	61	64

A	2/16	Kansas State.....	L	62	68
H	2/21	Iowa State.....	W	74	57
A	2/23	Missouri.....	L	50	69
A	2/28	Kansas (11).....	L	65	70
H	3/2	Oklahoma (6).....	L	62	66

Big Eight Tournament

A	3/5	Kansas (10).....	L	69	74
---	-----	------------------	---	----	----

National Invitation Tournament

H	3/13	Canisius.....	W	79	66
A	3/19	UCLA.....	L	63	82

*San Francisco, Calif.

Season Notes: Nebraska made third straight National Invitation Tournament appearance and posted 12th straight winning season... Dave Hoppen earned first-team All-Big Eight honors for the second straight season and became first Husker to score 700 points in a season, as he finished with 704...Hoppen broke six school records... Brian Carr set four Big Eight assist records, led league in assists per game (8.1) and tied NCAA single-game record of 18 at Evansville.

1985-86

Overall Record: 19-11 Conference: 8-6 in Big Eight (3rd)

Home: 10-5 (4-3) Away: 9-6 (4-3)

Coach: Moe Iba

H	11/23	Wisconsin-Stout.....	W	71	53
H	11/26	Southern Illinois.....	W	85	50
A	11/30	Wyoming.....	W	64	53
H	12/2	California-Irvine.....	L	80	87
H	12/7	Creighton.....	W	71	52
A	12/12	Washington State.....	W	79	72
A	12/14	Montana State.....	W	76	59
H	12/20	Georgia.....	L	63	67
H	12/23	Arizona State.....	W	80	67

Sun Bowl Classic*

N	12/29	Alabama*.....	L	61	78
N	12/30	Ohio State*.....	W	69	66
H	1/6	Evansville.....	W	77	70
H	1/11	NW Missouri State.....	W	99	56
H	1/15	Kansas (8).....	L	70	81
H	1/18	Missouri.....	L	67	68
A	1/22	Oklahoma State.....	W	62	61
H	1/25	Iowa State.....	W	75	58
A	1/29	Oklahoma (6).....	L	60	87
A	2/1	Colorado.....	W	77	60
H	2/5	Kansas State***.....	L	54	64
A	2/8	Missouri.....	W	75	66
H	2/12	Oklahoma State.....	W	68	52
A	2/15	Kansas (3).....	L	61	79
H	2/19	Oklahoma (10).....	W	66	64
A	2/22	Iowa State.....	L	73	81
H	2/26	Colorado.....	W	79	72
A	3/1	Kansas State.....	W	64	60

Big Eight Tournament^

N	3/7	Oklahoma State.....	W	82	75
N	3/8	Iowa State.....	L	58	75

NCAA Tournament

N	3/14	Western Kentucky**.....	L	59	67
---	------	-------------------------	---	----	----

*El Paso, Texas.; **Charlotte, N.C.; ***Kansas State later forfeited; ^Kansas City, Mo.

Season Notes: Nebraska lost All-Big Eight center Dave Hoppen for season with a knee injury in Feb. 1 game at Colorado, but rebounded to make school's first-ever NCAA Tournament appearance...Huskers' loss to Western Kentucky in NCAA first round was last game for Coach Moe Iba, who resigned following the game...Hoppen was first-team All-Big Eight pick for third straight season, finished career with a school-record 2,167 points and became first Husker basketball player to have his jersey retired (No. 42)...during his career, Hoppen broke or tied 19 school records and five Big Eight Conference marks...Brian Carr became school's all-time assist leader...Bernard Day picked up the slack and shared team MVP award with the three-time All-Big Eight selection.

1986-87

Overall Record: 21-12 Conference: 7-7 in Big Eight (5th)

Home: 15-2 (5-2) Away: 6-10 (2-5)

Coach: Danny Nee

A	11/28	California-Irvine.....	L	101	109
H	12/1	Oregon.....	W	76	60
A	12/6	Creighton.....	L	66	78
A	12/10	Southern Illinois.....	W	87	85
A	12/14	Texas A&M.....	L	64	66
H	12/20	Wyoming.....	W	62	61
H	12/22	Detroit.....	W	71	55

H	12/27	Missouri-St. Louis.....	W	89	63
Rochester Classic*					
N	12/29	Butler*.....	W	67	56
N	12/30	San Francisco*.....	W	66	60
H	1/3	Creighton (OT).....	W	70	65
H	1/5	NW Missouri State.....	W	105	64
H	1/7	Brooklyn.....	W	62	46

A	1/10	Kansas State.....	L	82	114
H	1/17	Colorado.....	W	86	66
A	1/20	Iowa State.....	L	75	91
A	1/22	Kansas.....	L	65	86
H	1/28	Missouri.....	L	71	87
H	2/1	Oklahoma State.....	W	73	66
H	2/4	Oklahoma (8).....	L	66	80
A	2/7	Colorado.....	W	68	65
H	2/11	Iowa State.....	W	66	65
H	2/14	Kansas State.....	W	78	76
A	2/18	Missouri.....	L	64	80
A	2/21	Oklahoma (13).....	L	97	133
A	2/25	Oklahoma State (2OT).....	W	79	77
H	2/28	Kansas (OT, 16).....	W	83	81

Big Eight Tournament^

N	3/6	Kansas State.....	L	45	47
---	-----	-------------------	---	----	----

National Invitation Tournament

H	3/11	Marquette.....	W	78	76
H	3/17	Arkansas.....	W	78	71
H	3/21	Washington.....	W	81	76
NY	3/24	Southern Mississippi.....	L	75	82
NY	3/26	Arkansas-Little Rock (OT).....	W	76	67

*Rochester, N.Y.; ^Kansas City, Mo.

Season Notes: Under the direction of first-year Coach Danny Nee, Nebraska finished 21-12, missed school record for season wins by one, and finished third in the National Invitation Tournament...Huskers recorded their 14th straight winning season and made their fifth straight postseason tourney appearance...Brian Carr was a second-team All-Big Eight pick, ended career with 682 assists, two off the league record of 684 set by Kansas' Cedric Hunter.

1987-88

Overall Record: 13-18 Conference: 4-10 in Big Eight (7th)

Home: 8-6 (3-4) Away: 5-12 (1-6)

Coach: Danny Nee

Maui Classic*

N	11/27	Villanova*.....	L	53	70
N	11/28	Baylor*.....	L	79	82
A	11/29	Chaminade*.....	W	76	75
H	12/2	Texas A&M.....	W	92	60

Ameritas Classic**

H	12/4	Lehigh**.....	W	71	66
H	12/5	Ohio State**.....	L	63	72
A	12/7	Detroit.....	W	63	58
A	12/9	Creighton.....	L	73	88
A	12/12	Oregon.....	W	67	62
A	12/19	Wyoming (6).....	L	58	87
H	12/21	Brooklyn.....	W	72	44
A	12/30	Drake.....	L	68	85
H	1/2	Columbia.....	W	82	62
A	1/4	Furman (OT).....	W	75	74
H	1/6	Grambling State (OT).....	L	68	71
H	1/16	Missouri.....	W	70	68
A	1/20	Iowa State (10).....	L	76	114
H	1/25	Nebraska-Omaha.....	W	96	67
H	1/27	Kansas.....	W	70	68
A	1/30	Colorado.....	W	63	57
H	2/4	Oklahoma State.....	L	56	72
A	2/6	Kansas State.....	L	63	65
H	2/9	Oklahoma (4).....	L	77	92
A	2/11	Missouri.....	L	67	92
A	2/16	Kansas.....	L	48	70
H	2/21	Colorado.....	W	75	67
A	2/24	Oklahoma State.....	L	73	90
H	2/27	Iowa State.....	L	84	85
H	3/2	Kansas State.....	L	67	77
A	3/5	Oklahoma (4).....	L	93	113

Big Eight Tournament^

N	3/11	Kansas State.....	L	70	75
---	------	-------------------	---	----	----

*Lahaina, Hawaii; ^Kansas City, Mo.

Season Notes: Nebraska's strings of 14-straight winning seasons and five consecutive postseason tournament bids both ended, as the Huskers finished 13-18...Rich King and Clifford Scales named to the Big Eight's all-freshman team...Henry T. Buchanan earned honorable-mention All-Big Eight honors and first-team academic All-Big Eight

honors...Pete Manning led the Big Eight in field-goal percentage at .590...NU beat eventual national champ for first time, with win over Kansas, 70-68, on a jumper by Beau Reid as time expired.

1988-89

Overall Record: 17-16 Conference: 4-10 in Big Eight (7th)

Home: 14-4 (4-3) Away: 3-12 (0-7)

Head Coach: Danny Nee

H 11/26	Creighton	W	86	77
H 11/30	Michigan State	L	75	77

Ameritas Classic*

H 12/2	North Texas*	W	90	84
H 12/3	San Jose State*	W	90	76
A 12/5	Idaho	L	68	83
A 12/11	Texas Tech	W	71	69
A 12/14	Ohio State (14)	L	76	103
H 12/17	Furman	W	69	56
H 12/23	Drake	W	65	57

Chaminade New Year's Classic**

A 12/28	Chaminade**	W	86	85
N 12/29	Morehead State**	W	81	77
N 12/30	Louisiana State**	L	87	90
H 1/5	Sam Houston State	W	89	70
H 1/9	Oklahoma (4)	L	81	89
H 1/12	Northern Illinois	W	71	56
A 1/14	Oklahoma State	L	69	82
H 1/17	Maryland-Baltimore Co.	W	86	65
H 1/21	Kansas State	L	68	80
H 1/23	Wyoming	W	71	58
H 1/28	Missouri (5)	L	72	89
A 1/31	Iowa State	L	76	88
H 2/4	Kansas (18)	W	74	70
A 2/8	Colorado	L	80	83
A 2/11	Kansas State	L	66	80
H 2/14	Oklahoma State	W	79	77
A 2/19	Missouri (3)	L	63	79
H 2/22	Colorado	W	97	59
H 2/25	Iowa State	W	77	74
A 3/1	Kansas	L	71	80
A 3/4	Oklahoma (4)	L	76	103

Big Eight Tournament^

N 3/10	Missouri (10)	L	70	98
--------	---------------	---	----	----

National Invitation Tournament

H 3/16	Arkansas State	W	81	79
A 3/20	Ohio State	L	74	85

*Honolulu, Hawaii; ^Kansas City, Mo.

Season Notes: Huskers made second postseason tournament appearance in three seasons under Coach Danny Nee, advanced to second round of NIT...Beau Reid earned third-team academic All-America honors and was first-team academic All-Big Eight pick... Eric Johnson and Rich King earned honorable-mention All-Big Eight honors...Johnson broke then-NU single-season record for steals (68), King set then-school marks for blocks in game (5), season (50) and career (70).

1989-90

Overall Record: 10-18 Conference: 3-11 in Big Eight (7th)

Home: 9-6 (2-5) Away: 1-12 (1-6)

Coach: Danny Nee

H 11/25	UMKC	W	91	76
A 11/27	Miami (Ohio)	L	71	91
A 11/29	Michigan State	L	69	80

Ameritas Classic*

H 12/1	Harvard*	W	117	79
H 12/2	Pepperdine*	W	104	100
A 12/5	Northern Illinois	L	56	65
H 12/9	Texas Tech	W	76	69
H 12/11	Idaho	L	72	79
A 12/14	Creighton	L	83	86
H 12/30	Wagner	W	88	67
H 1/6	Sam Houston State	W	99	91
H 1/8	Kansas (1)	L	93	98
H 1/13	Missouri (5)	L	95	111
H 1/16	Chicago State	W	92	57
A 1/20	Oklahoma State	L	71	84
A 1/22	Wyoming	L	65	95
H 1/27	Iowa State	L	83	91
A 1/31	Oklahoma (9)	L	64	105
H 2/3	Kansas State	W	74	71
A 2/7	Colorado	W	91	82
A 2/10	Missouri (1)	L	85	107
H 2/14	Oklahoma State	L	84	103

A 2/17	Kansas (1)	L	67	94
H 2/21	Oklahoma (10)	L	66	88
A 2/24	Iowa State	L	85	101
H 2/28	Colorado	W	96	82
A 3/3	Kansas State	L	57	80

Big Eight Tournament^

N 3/9	Oklahoma (1)	L	65	78
-------	--------------	---	----	----

^Kansas City, Mo.

Season Notes: NU's top scorer the previous year, Beau Reid sustained a preseason knee injury that limited him for much of the season... Rich King, Clifford Scales, Carl Hayes earned honorable-mention All-Big Eight honors...King set the school career blocks record at 115.

1990-91

Overall Record: 26-8 Conference: 9-5 in Big Eight (3rd)

Home: 14-1 (6-1) Away: 12-7 (3-4)

Coach: Danny Nee

San Juan Shootout*

N 11/23	Saint Louis*	W	107	79
N 11/24	Illinois*	W	100	73
N 11/25	Murray State*	L	79	81
H 11/28	Michigan State (5)	W	71	69
A 12/3	Eastern Illinois	W	94	64
H 12/6	Creighton	W	97	63
H 12/8	Toledo	W	105	68
A 12/11	Wisconsin	W	75	63

Ameritas Classic**

H 12/14	Tennessee Tech**	W	113	92
H 12/15	Bowling Green**	W	99	85
H 12/22	22/Miami (Ohio)	W	88	73
H 12/28	22/Idaho	W	85	65
A 12/30	22/The Citadel	W	94	80
A 1/2	19/UW-Green Bay	W	70	63
A 1/5	19/Kansas State	W	74	69
A 1/9	18/UMKC	W	97	78
H 1/12	18/Iowa State	W	97	87
A 1/22	14/Colorado	L	69	86
A 1/26	14/Oklahoma (13)	W	111	99
H 1/30	11/Missouri	W	89	75
H 2/2	11/Oklahoma State	L	68	81
A 2/5	15/Kansas (18)	L	77	85
H 2/9	15/Colorado	W	86	72
A 2/13	17/Iowa State	W	65	57

H 2/16	17/Oklahoma	W	105	93
H 2/18	17/Northern Illinois	W	82	73
A 2/20	14/Missouri	L	71	91
H 2/23	14/Kansas State	W	85	78
A 2/27	15/Oklahoma State (12)	L	69	80
H 3/3	15/Kansas (10)	W	85	75

Big Eight Tournament^

N 3/8	13/Oklahoma (OT)	W	117	113
N 3/9	13/Kansas (12)	W	87	83
N 3/10	13/Missouri	L	82	90

NCAA Tournament***

N 3/14	11/Xavier	L	84	89
--------	-----------	---	----	----

*San Juan, Puerto Rico; **Minneapolis, Minn.;

^Kansas City, Mo.

Season Notes: After three straight seventh-place Big Eight finishes, Nebraska won a school-record 26 games (against eight losses) and made school's second-ever NCAA Tournament appearance...Huskers held a national ranking for a school-record 14 straight weeks, finished with highest rankings ever of No. 9 by UPI and No. 11 by AP...NU finished third in Big Eight race after being tabbed for eighth in preseason poll of league media and made its first-ever appearance in the league's postseason tournament title game...Cornhuskers had school-record tying 14-game win string from late November through late January... Rich King was second-team All-Big Eight pick, finished career with fourth-highest point total in school history (1,475) and would go on to become NU's first-ever NBA first-round draft pick (14th pick, Seattle SuperSonics).

1991-92

Overall Record: 19-10 Conference: 7-7 in Big Eight (5th)

Home: 14-2 (5-2) Away: 5-8 (2-5)

Coach: Danny Nee

H 11/23	Sam Houston State	W	91	42
H 11/25	Southern California	W	93	84
A 11/30	Southern Utah	W	106	101
H 12/2	The Citadel	W	84	61
A 12/4	Michigan State (22)	L	78	101
A 12/7	Creighton	W	90	85
H 12/11	Wisconsin	W	86	67

Ameritas Classic*

H 12/20	Texas A&M*	W	91	68
H 12/21	Eastern Washington*	W	102	67
H 12/30	UW-Green Bay	W	76	68
A 1/2	Toledo	W	57	52
H 1/4	Eastern Illinois	W	81	68
A 1/11	Colorado	W	84	74
H 1/18	Missouri (13)	L	73	83
H 1/20	UMKC	W	74	71
A 1/25	Kansas (5)	L	78	103
H 1/28	Oklahoma (18)	L	76	79
H 2/1	Iowa State	W	68	63
H 2/5	Oklahoma State (2)	W	85	69
A 2/8	Kansas State	L	66	70
A 2/17	Missouri (9)	L	61	87
H 2/19	Kansas (OT, 3)	W	81	79
A 2/22	Iowa State (23)	W	80	70
A 2/26	25/Oklahoma St. (14)	L	51	72
H 2/29	25/Colorado	W	84	70
H 3/4	Kansas State	W	91	62
A 3/7	Oklahoma	L	97	106

Big Eight Tournament^

N 3/13	Oklahoma (24)	L	85	107
--------	---------------	---	----	-----

NCAA Tournament

N 3/19	Connecticut**	L	65	86
--------	---------------	---	----	----

**Cincinnati, Ohio; ^Kansas City, Mo.

Season Notes: Nebraska made back-to-back NCAA Tournament appearances for the first time ever...picked to finish sixth in a preseason poll of Big Eight media, the Huskers were fifth at 7-7...Huskers' appearance at No. 25 in the Feb. 24 AP poll marked first time NU had been rated in consecutive years...eight of 10 losses were to nationally ranked opponents and all 10 were to postseason tournament teams... two biggest wins of the season came in February, an 86-65 decision over 20-0 and No. 2 Oklahoma State and an 81-79 overtime victory over No. 3 Kansas two weeks later...Jamar Johnson was second-team All-Big Eight pick...Derrick Chandler broke NU single-season record for blocked shots and finished year with second-highest one-year total in Big Eight history (91).



The tallest player in school history at 7-2, Rich King was a first-round draft pick of the Seattle SuperSonics.

1992-93

Overall Record: 20-11 Conference: 8-6 in Big Eight (t-2nd)
 Home: 14-2 (5-2) Away: 6-9 (3-4)
 Coach: Danny Nee

Ameritas Classic*		
H 12/4	25/Colgate*	W 108 76
H 12/5	25/Kent State*	W 85 61
H 12/7	25/The Citadel	W 86 46
H 12/10	25/Creighton	W 100 83
A 12/12	25/Wichita State	W 71 64
H 12/19	20/Appalachian St.	W 93 83
H 12/21	17/Texas-Arlington	W 116 95
A 12/23	17/Southern California	L 64 74
Rainbow Classic**		
N 12/28	20/Michigan** (6)	L 73 88
N 12/29	20/Southwestern La.**	L 80 109
N 12/30	20/Fordham**	W 79 55
H 1/2	20/Eastern Illinois	W 70 54
H 1/5	Southern Utah	W 100 85
A 1/9	UMKC	W 66 65
A 1/14	Oklahoma (10)	L 89 102
A 1/16	Oklahoma State	L 73 78
H 1/20	Sacramento State	W 86 70
H 1/23	Kansas State	L 64 66
A 1/25	Colorado	W 82 67
H 1/30	Missouri (OT)	W 88 87
A 2/3	Iowa State	L 69 96
H 2/7	Kansas (3)	W 68 64
A 2/13	Kansas State (23)	W 80 59
H 2/15	Oklahoma State	L 63 73
A 2/21	Missouri	W 76 75
H 2/24	Colorado	W 76 67
H 2/27	Iowa State	W 91 87
A 3/3	Kansas (8)	L 83 94
H 3/7	Oklahoma	W 94 83

Big Eight Tournament^
 N 3/12 Kansas State..... L 45 47

NCAA Tournament
 N 3/19 New Mexico State*** (24)..... L 79 93

Honolulu, Hawaii; *Syracuse, N.Y.; ^Kansas City, Mo.
 Season Notes: For third straight season, Nebraska earns an NCAA Tournament invite...second time in three seasons that Cornhuskers win 20 games...Nee becomes first person in NU history to coach three 20-game winners...Eric Piatkowski earned first-team All-Big Eight honors, the first Husker honored since Dave Hoppen earned the last of three straight awards in 1985-86...Piatkowski became 16th player in school history to reach the 1,000-point plateau...Nebraska began year ranked 25th in AP poll, was ranked in six of first seven polls before falling out...Huskers' 21-point win at Manhattan, Kan., was their largest on the road in conference play since the 1931-32 season.

1993-94

Overall Record: 20-10 Conference: 7-7 in Big Eight (4th)
 Home: 13-3 (5-2) Away: 7-7 (2-5)
 Coach: Danny Nee

H 11/27	Texas-San Antonio.....	W 96 85
H 11/28	Texas.....	L 75 78
A 12/1	Appalachian State.....	L 82 91
Ameritas Classic*		
H 12/3	Ohio*	W 94 68
H 12/4	Portland*	W 111 85
A 12/9	Creighton.....	W 67 53
H 12/11	Wichita State.....	W 94 72
A 12/18	Michigan State.....	W 85 81
H 12/20	Florida A&M.....	W 86 61
H 12/31	Northern Iowa.....	W 70 63
A 1/3	Iowa State.....	W 78 72
H 1/5	Southern Utah.....	W 89 85
H 1/8	Colorado.....	W 106 67
H 1/15	UMKC.....	W 92 71
A 1/19	Colorado.....	L 81 86
H 1/24	Missouri (24).....	L 73 89
H 1/29	Oklahoma.....	L 76 79
A 2/6	Kansas (3).....	L 87 94
A 2/9	Kansas State.....	W 76 68
H 2/12	Iowa State.....	W 102 96
A 2/14	Oklahoma (OT).....	L 111 115
A 2/19	Oklahoma State.....	L 80 98
H 2/23	Kansas (10).....	W 96 87
H 2/26	Kansas State.....	W 86 77
H 3/2	Oklahoma State (21).....	W 89 81
A 3/5	Missouri (6).....	L 78 80
Big Eight Tournament^		
N 3/11	Oklahoma.....	W 105 88
N 3/12	Missouri (3).....	W 98 91
N 3/13	Oklahoma State (23).....	W 77 68
NCAA Tournament		
N 3/17	22/Pennsylvania**.....	L 80 90

**Long Island, N.Y.; ^Kansas City, Mo.

Season Notes: For first time in school history, NU recorded back-to-back 20-win seasons, as Huskers finished 20-10 overall en route to a fourth straight NCAA Tournament appearance...after 1-2 start, NU ran off 11-straight wins, a streak highlighted by road wins at Michigan State and Iowa State (snapped Cyclones' 22-game homecourt win streak)...Huskers were 4-6 in Big Eight with four games to play, but rallied to win three of their last four, then went on to capture first-ever Phillips 66 Big Eight Tournament title...Eric Piatkowski earned first-team All-Big Eight honors for second straight season, averaged 21.5 points and finished his career as No. 2 scorer in school history with 1,817 points...Bruce Chubick earned first-team Phillips 66 Academic All-Big Eight honors for

third straight season...NU was ranked 22nd in final AP poll, marking fourth straight season it appeared in the rankings, and only third time in school history it had been ranked in season-ending poll.

1994-95

Overall Record: 18-14 Conference: 4-10 in Big Eight (7th)
 Home: 11-6 (2-5) Away: 7-8 (2-5)
 Coach: Danny Nee

San Juan Shootout^		
N 11/25	Northeast Louisiana^.....	W 99 77
N 11/26	Virginia Tech^.....	L 81 87
N 11/27	Coll. of Charleston^.....	W 74 72
Ameritas Classic*		
H 12/2	Morehead State*.....	W 96 55
H 12/3	Idaho State*.....	W 98 72
H 12/7	Creighton.....	W 85 57
H 12/10	Michigan St. (15, OT).....	W 96 91
H 12/17	Western Illinois.....	W 69 62
H 12/21	Northeastern Illinois.....	W 101 60
A 12/22	Northern Iowa (OT).....	W 95 88
H 12/29	23/Delaware State.....	W 94 52
H 12/31	23/Appalachian St.....	W 108 71
A 1/4	19/Texas.....	L 74 102
H 1/7	19/Missouri.....	L 74 82
A 1/9	Long Beach State.....	W 82 71
H 1/12	Kansas State.....	W 78 56
A 1/18	UMKC.....	W 63 60
A 1/23	Kansas (7).....	L 67 84
A 1/28	Oklahoma (25).....	L 72 82
H 2/1	Oklahoma State.....	L 65 82
H 2/5	Oklahoma (24).....	W 71 59
A 2/8	Colorado.....	W 100 86
A 2/11	Iowa State (19, OT).....	L 69 72
H 2/14	Kansas (3).....	L 68 91
A 2/18	Oklahoma State (22).....	L 53 93
A 2/22	Missouri (14).....	W 78 75
H 2/25	Colorado.....	L 74 80
A 3/1	Kansas State.....	L 73 75
H 3/5	Iowa State (24).....	L 77 79
Big Eight Tournament%		
N 3/10	Oklahoma State (19).....	L 48 68
National Invitation Tournament		
H 3/16	Georgia.....	W 69 61
H 3/21	Penn State.....	L 59 65

^San Juan Shootout, San Juan, P.R.; %Kansas City, Mo.

Season Notes: Nebraska reached the second round of the NIT in its fifth straight postseason appearance...Huskers climbed as high as 18th (CNM/USA Today) and 19th (AP) in the national polls...Jaron Boone earned second-team All-Big Eight honors and set then-single-season school records for 3-point field goals and 3-point attempts...Erick Strickland, a Big Eight All-Defensive team member, established then-school record for steals in a season (89)...Nebraska won 18 games for only the 15th time and the sixth time under Danny Nee.

1995-96

Overall Record: 21-14 Conference: 4-10 in Big Eight (7th)
 Home: 11-5 (3-4) Away: 10-9 (1-6)
 Coach: Danny Nee

Big Island Invitational^		
N 11/24	Toledo^.....	W 72 59
N 11/25	Oregon^ (OT).....	W 114 106
N 11/26	Minnesota^.....	W 96 85
Ameritas Classic*		
H 12/1	Georgia Southern*.....	W 82 59
H 12/2	Grambling State*.....	W 96 80
A 12/6	Creighton.....	W 88 67
A 12/9	Minnesota.....	L 80 91
H 12/16	Northern Iowa.....	L 104 109
H 12/18	Northeast Illinois.....	W 94 76
H 12/20	Delaware State.....	W 88 41
Far West Classic%		
N 12/29	Oregon%.....	W 99 76
N 12/30	Mississippi State% (17).....	L 66 69
H 1/3	Texas (23).....	W 85 69
H 1/6	Long Beach State.....	W 69 68
H 1/10	Colorado.....	W 79 74
A 1/13	Oklahoma (30T).....	L 100 117
H 1/17	UMKC.....	W 87 69
A 1/20	Oklahoma State.....	W 66 57
H 1/24	Missouri.....	W 76 58
H 1/28	Kansas (3).....	L 73 88
A 1/31	Kansas State.....	L 68 77



The Huskers earned four straight NCAA Tournament bids between 1991 and 1994. Nebraska earned the league's automatic berth in 1993-94 as it captured the school's first Big Eight Tournament title.

H	2/3	Iowa State	L	65	75
A	2/7	Missouri	L	98	99
A	2/10	Iowa State (21)	L	59	74
H	2/17	Oklahoma State	L	57	72
A	2/19	Kansas (5)	L	71	81
H	2/25	Oklahoma (OT)	L	76	80
A	2/28	Colorado	L	64	78
H	3/3	Kansas State	W	70	66

Big Eight Tournament^A

N	3/8	Iowa State (23)	L	60	62
---	-----	-----------------	---	----	----

National Invitation Tournament

A	3/14	Colorado State	W	91	83
H	3/19	Washington State	W	82	73
A	3/22	Fresno State	W	83	71
NY	3/26	Tulane#	W	90	78
NY	3/28	St. Joseph's#	W	60	56

^AHilo, Hawaii; * Lincoln, Neb. % Far West Classic, Portland, Ore.; ^AKansas City, Mo.

Season Notes: The Huskers captured the NIT title, Nebraska's first national tournament title of any kind...1995-96 marked the end of NU's five-year stretch being ranked in the national polls at least one week during the season...Erick Strickland earned second-team All-Big Eight honors, was named to the Big Eight All-Defensive team and was the NIT Most Valuable Player...Tyronn Lue was a first-team Big Eight All-Freshman selection and was named to the NIT All-Star team.

1996-97

Overall Record: 18-15 Conference: 7-9 in Big 12 (7th)

Home: 13-3 (6-2) Away: 5-12 (1-7)

Coach: Danny Nee

A	11/23	Texas (17) (OT)	L	81	83
H	11/26	Weber State	W	83	66
H	11/30	Oregon State	W	75	67
H	12/3	Texas-San Antonio	W	79	76

Ameritas Classic*

H	12/6	Coppin State*	W	88	72
H	12/7	Bowling Green*	W	73	68
A	12/11	UMKC	W	76	64
H	12/21	Minnesota (16)	L	56	70

Puerto Rico Holiday Classic@

N	12/30	Old Dominion@	W	72	66
N	12/31	Cincinnati (6)@	L	73	84
N	1/1	Bowling Green @	L	55	58
A	1/4	Colorado	L	73	79
H	1/8	Creighton	W	71	52
H	1/11	Texas A&M	W	74	72
H	1/15	Kansas State (OT)	W	87	77
H	1/18	Missouri	W	76	53
A	1/22	Missouri	L	74	75
A	1/25	Oklahoma	L	77	84
H	1/29	Iowa State (11)	L	67	77
A	2/1	Kansas (1) (OT)	L	77	82
H	2/5	Colorado (15)	W	77	69
A	2/8	&Texas Tech (23)	L	74	87
A	2/10	Kansas State	L	53	61
A	2/13	Northern Iowa	W	77	69
H	2/16	Texas	W	79	67
A	2/19	Baylor	L	60	71
A	2/22	Iowa State (7) (OT)	W	74	69
H	2/26	Oklahoma State	W	77	68
H	3/2	Kansas (1)	L	65	85

Phillips 66 Big 12 Tournament^A

N	3/6	Missouri#	L	72	78
---	-----	-----------	---	----	----

National Invitation Tournament

H	3/12	Washington	W	67	63
A	3/18	Nevada	W	78	68
A	3/21	Connecticut	L	67	76

* Ameritas Classic, Lincoln, Neb.; @ Puerto Rico Holiday Classic, Bayamon, P.R.; ^AKansas City, Mo.; & Texas Tech later forfeited game
Season Notes: Nebraska won 18 or more games for the seventh straight year and reached postseason play for the seventh straight year...the Huskers defeated a ranked team for the seventh straight season with wins over Colorado and Iowa State...NU appeared in the NIT for the third consecutive season...Mikki Moore became NU's all-time blocked shot leader...Tyronn Lue earned second-team All-Big 12 honors...Cookie Belcher was a first-team All-Big 12 Rookie selection...NU was 13-3 at home, losing only to Kansas, Iowa State and Minnesota, three teams that advanced to the NCAA Sweet 16.



Erick Strickland led Nebraska in scoring during the 1995-96 campaign and is seventh on NU's career scoring chart.

1997-98

Overall Record: 20-12 Conference: 10-6 in Big 12 (4th)

Home: 13-2 (6-2) Away: 7-10 (4-4)

Coach: Danny Nee

H	11/16	UNC Greensboro	W	75	51
H	11/19	Western Illinois	W	86	57
H	11/22	New Orleans	W	81	66
H	11/25	Colorado State	W	64	57
H	11/29	Texas-San Antonio	W	68	59
A	12/1	Tulsa	L	68	85

Ameritas Classic*

H	12/5	UNC Wilmington*	W	85	68
H	12/6	Grambling State*	W	85	48
A	12/10	Creighton	L	73	84
A	12/13	Minnesota	W	70	66

Rainbow Classic@

N	12/27	Virginia@	W	80	65
A	12/29	Hawaii@	L	62	87
N	12/30	Vanderbilt@	L	69	80
A	1/3	Kansas (2)	L	76	96
A	1/7	Oklahoma State	W	67	62
H	1/11	Colorado	W	87	72
H	1/18	Oklahoma (23)	W	53	43
A	1/21	Texas	L	91	105
H	1/24	Iowa State	W	63	49
A	1/28	Kansas State	L	49	72
H	2/1	Kansas (5)	L	71	82
A	2/4	Missouri (OT)	L	76	81
H	2/7	Kansas State	L	63	69
A	2/11	Texas A&M	W	75	58
H	2/14	Baylor	W	66	55
H	2/18	Missouri (OT)	W	67	66
A	2/21	Colorado	W	79	71
H	2/25	Texas Tech	W	82	65
A	2/28	Iowa State	W	70	62

Phillips 66 Big 12 Tournament^A

N	3/6	Baylor	W	65	46
N	3/7	Kansas (4)	L	59	91

NCAA Tournament

N	3/12	Arkansas (17)%	L	65	74
---	------	----------------	---	----	----

* Ameritas Classic, Lincoln, Neb.; @ Rainbow Classic, Honolulu, Hawaii; % NCAA Tournament, Boise, Idaho; ^AKansas City, Mo.

Season Notes: Nebraska's school record of consecutive postseason appearances reached eight seasons...Nebraska won 20 games for the fifth time in eight seasons and the sixth time under Danny Nee...NU made its first NCAA Tournament appearance since 1994, but failed to pick up its first NCAA win...Nebraska posted seven consecutive wins against league foes for the first time in 20 seasons...NU's 10-6 league record was its best since a 9-5 Big Eight mark in 1990-91...Tyronn Lue was a first-team All-Big 12 choice and became NU's 19th, 1,000-point scorer and was a first-round NBA draft choice...Venson Hamilton broke the single-season rebounding record.

1998-99

Overall Record: 20-13 Conference: 10-6 in Big 12 (t-5th)

Home: 12-4 (6-2) Away: 8-9 (4-4)

Coach: Danny Nee

H	11/14	UNC Greensboro	W	79	59
N	11/19	Villanova*	L	60	75
N	11/21	Washington State*	W	95	84
N	11/22	Wisconsin*	L	41	78
H	11/28	North Carolina A&T	W	65	47
H	12/1	Tulsa	L	49	52

Ameritas Classic**

H	12/4	SW Texas State**	W	63	54
H	12/5	Colgate**	W	60	48
H	12/9	Creighton	W	76	60
A	12/12	Colorado State	L	49	75
H	12/19	Minnesota (17)	L	51	55
A	12/27	San Francisco	W	62	52
A	12/30	UMKC	W	81	65
A	1/2	Missouri	L	57	80
H	1/10	Texas	L	76	89
H	1/13	Kansas State	W	70	61
A	1/16	Baylor	W	68	55
A	1/20	Oklahoma (25)	W	96	81
H	1/23	Colorado	W	72	55
H	1/27	Kansas (20)	W	84	69
A	1/30	Iowa State	L	47	52
A	2/3	Colorado	W	57	52
H	2/6	Missouri (24)	W	69	61
A	2/10	Kansas (24)	W	64	59
H	2/13	Iowa State	W	59	57
H	2/17	Oklahoma State	L	48	60
A	2/20	Texas Tech	L	68	73
A	2/24	Kansas State	L	45	62
H	2/27	Texas A&M	W	87	68

Phillips 66 Big 12 Tournament^A

N	3/4	Texas Tech	W	69	50
N	3/5	Kansas	L	53	77

National Invitation Tournament

H	3/10	UNLV	W	68	55
A	3/15	TCU	L	89	101

* Top of the World Classic, Fairbanks, Alaska;

** Lincoln, Neb. ^AKansas City, Mo.

Season Notes: Nebraska's school record of consecutive postseason appearances reached nine seasons...Nebraska won 20 games for the sixth time in nine seasons, the seventh time under Danny Nee...senior center Venson Hamilton was named first-team All-Big 12, the Big 12 Player of the Year and an honorable-mention All-American...Hamilton also became NU's all-time leader in rebounding, blocked shots and games played and joined NU's 1,000-point club...junior guard Cookie Belcher broke the NU single-game, season and career steals record and was a third-team All-Big 12 pick...NU swept Kansas for the first time since 1983 and also won at Lawrence for the first time since the same season...NU won 10 conference games for the second straight season and posted four straight wins against nationally ranked opponents for the first time ever.

1999-2000

Overall Record: 11-19 Conference: 4-12 in Big 12 (t-8th)

Home: 10-6 (4-4) Away: 1-13 (0-8)

Coach: Danny Nee

H	11/23	Eastern Illinois (20T)	W	81	78
---	-------	------------------------	---	----	----

Hoop and Quill Classic*

N	11/26	Southern Mississippi*	L	48	75
N	11/27	Northwestern*	W	61	52
N	11/28	Rutgers*	L	62	81

Ameritas Classic**

H	12/3	Western Carolina**	L	72	74
H	12/4	Monmouth**	W	63	47
A	12/9	Creighton	L	72	89
H	12/11	Pittsburgh	W	69	57
N	12/18	Arizona (4)***	L	59	80
H	12/20	San Francisco	L	60	64
H	12/22	Oral Roberts	W	80	65
H	12/31	Minnesota	W	90	78
H	1/4	Pacific	W	92	68
A	1/8	Kansas State	L	79	97
H	1/12	Iowa State	L	65	66
A	1/15	Kansas (8)	L	82	97
H	1/19	Texas Tech	W	70	67
H	1/22	Baylor	W	69	55
A	1/25	Texas (17)	L	55	82

THIS IS NEBRASKA | OUTLOOK | 2013-14 HUSKERS | COACHES | ADMINISTRATION | OPPONENTS | REVIEW | RECORDS | HISTORY | MEDIA

2013-14 NEBRASKA MEN'S BASKETBALL

MEDIA HISTORY RECORDS REVIEW OPPONENTS ADMINISTRATION COACHES 2013-14 HUSKERS OUTLOOK THIS IS NEBRASKA

H	1/29	Kansas State.....W	81	72
A	2/5	Missouri.....L	78	84
A	2/8	Colorado.....L	58	70
A	2/12	Iowa State (17).....L	65	87
H	2/14	Oklahoma (20).....L	54	62
A	2/19	Oklahoma State (8).....L	55	94
H	2/23	Kansas (23).....L	58	83
H	2/26	Colorado.....W	69	64
A	3/1	Missouri.....L	72	86
A	3/4	Texas A&M (OT).....L	76	83

Phillips 66 Big 12 Tournament[^]
 N 3/9 Baylor.....L 55 63
^{*}Hoop and Quill Classic, St. Charles, Mo.; ^{**}Lincoln, Neb.; ^{***}Las Vegas Showdown, Las Vegas, Nev. [^]Kansas City, Mo.
 Season Notes: Danny Nee established a new school record for coaching victories with 254...NU tied the school record for losses with 19 and did not win a game on an opponent's home court for the first time since 1960...Kimani Ffriend earned second-team All-Big 12 honors, and Larry Florence and Steffon Bradford were honorable-mention picks.

2000-01

Overall Record: 14-16 Conference: 7-9 in Big 12 (7th)
 Home: 8-6 (5-3) Away: 6-10 (2-6)
 Coach: Barry Collier
 A 11/18 Oral Roberts.....L 83 87
 H 11/21 Eastern Illinois.....W 85 71
 H 11/27 Winthrop.....W 65 44
 A 12/2 Pittsburgh.....L 51 52
 Husker Classic#
 H 12/8 UMKC#.....L 71 82
 H 12/9 Alaska-Fairbanks#.....W 84 55
 FedEx Orange Bowl Classic%
 N 12/16 Miami%.....W 72 64
 San Juan Shootout[^]
 N 12/20 Iona[^].....W 81 80
 N 12/21 Kent State[^].....W 69 68
 N 12/22 Southern Methodist[^].....W 72 70
 A 12/28 Minnesota (OT).....L 70 74
 H 12/30 Murray State.....L 71 79
 H 1/2 Creighton.....L 51 62
 A 1/6 Missouri.....L 66 68
 H 1/13 Texas (22).....W 80 67
 A 1/17 Kansas (5).....L 62 84
 H 1/20 Iowa State (23).....L 59 60
 H 1/24 Missouri.....W 85 79
 A 1/27 Oklahoma (24).....L 66 77
 A 1/30 Kansas State.....W 63 61
 H 2/3 Colorado.....L 57 60
 H 2/7 Oklahoma State (OT).....W 78 75
 A 2/10 Baylor.....L 58 69
 H 2/14 Kansas State.....W 82 56
 A 2/17 Colorado (OT).....W 87 82
 A 2/21 Texas Tech.....L 64 65
 H 2/25 Kansas (10).....L 74 78
 H 2/28 Texas A&M.....W 97 69
 A 3/3 Iowa State (8).....L 73 86

Phillips 66 Big 12 Tournament*
 N 3/8 Kansas State.....L 58 62
[#]-Lincoln, Neb.; [%]-Miami, Fla.; [^]-Carolina, P.R.
^{*}Kansas City, Mo.
 Season Notes: Barry Collier became the 25th head coach in school history when he took over the program...senior Cookie Belcher set the Big 12 record and finished third in NCAA history with 353 steals...Nebraska recorded a five-game winning streak in mid-December, while winning the San Juan Shootout title...Belcher ended his illustrious career by earning second-team All-Big 12 honors...Kimani Ffriend and Steffon Bradford were tabbed honorable-mention all-conference.

H	1/2	Savannah State.....W	66	47
A	1/5	Missouri (17).....L	53	60
A	1/9	Kansas (1).....L	57	96
H	1/12	Colorado.....W	75	67
H	1/16	Oklahoma (5).....L	51	78
A	1/19	Texas.....L	66	77
A	1/23	Oklahoma State (11).....L	63	70
H	1/26	Iowa State (OT).....W	86	84
H	1/30	Texas Tech (20).....W	80	69
A	2/5	Colorado.....L	61	84
H	2/9	Kansas State.....W	99	82
H	2/13	Missouri.....L	71	87
A	2/16	Iowa State.....L	79	85
A	2/20	Texas A&M.....W	82	72
H	2/24	Kansas (1).....L	87	88
H	2/27	Baylor.....W	75	55
A	3/2	Kansas State.....L	58	67

Phillips 66 Big 12 Tournament[^]
 N 3/7 Colorado.....L 60 67
[^]Kansas City, Mo.
 Season Notes: Senior Cary Cochran set Nebraska career, season and single-game records for 3-pointers, and finished third in Big 12 history with 268...Cochran led the nation in free-throw percentage and finished second in NU single-season history...NU recorded six straight victories to open the season, and finished with a 12-4 mark at the Devaney Center...Cochran and senior John Robinson II were selected honorable-mention All-Big 12 (coaches)...Cochran and Brian Conklin were named to the academic All-Big 12 first-team, and Cochran was selected to the Verizon Academic All-District first-team.

2002-03

Overall Record: 11-19 Conference: 3-13 in Big 12 (12th)
 Home: 9-6 (3-5) Away: 2-13 (0-8)
 Coach: Barry Collier
 Top of the World Classic!
 N 11/21 Centenary!.....W 68 45
 N 11/23 Alaska-Fairbanks!.....L 61 64
 N 11/24 Ball State!.....L 65 73
 H 12/1 Texas-San Antonio.....W 69 53
 A 12/5 South Florida.....L 60 65
 H 12/8 Minnesota (20).....W 80 60
 H 12/14 IPFW.....W 63 46
 H 12/21 Creighton (20).....L 73 81
 ASU Hoops Classic#
 N 12/27 UC Santa Barbara#.....W 60 57
 A 12/28 Arizona State#.....L 63 75
 H 12/31 Eastern Washington.....W 63 60
 H 1/4 Denver (OT).....W 79 75
 H 1/7 Lipscomb.....W 70 60
 A 1/11 Kansas (14).....L 59 92
 H 1/15 Texas A&M.....L 52 53
 H 1/18 Colorado (OT).....W 80 77
 A 1/22 Kansas State.....L 53 77
 A 1/25 Iowa State.....L 61 71
 H 1/29 Missouri (25).....L 56 63
 H 2/1 Kansas (12).....L 51 81
 A 2/5 Texas Tech.....L 49 75
 H 2/12 Oklahoma State (13).....L 70 77
 H 2/15 Texas (6).....L 63 75
 A 2/18 Missouri.....L 50 67
 A 2/22 Baylor.....L 64 78
 H 2/25 Kansas State.....W 68 61
 H 3/1 Iowa State.....W 69 61
 A 3/4 Oklahoma (5).....L 51 76
 A 3/8 Colorado.....L 69 84

Phillips 66 Big 12 Tournament@
 N 3/13 Missouri.....L 61 70
[!]Fairbanks, Alaska; [#]Tempe, Ariz.; [@]Dallas, Texas
 Season Notes: Nebraska finished the year 9-6 at the Devaney Center, its 27th straight home winning season, but lost a school-record tying 19 games on the year...Andrew Drevo and Nate Johnson earned honorable-mention All-Big 12 honors by AP and the league's head coaches, respectively...John Turek was named academic All-Big 12.

H	12/8	Delaware State.....W	68	39
A	12/10	Creighton.....L	54	61
H	12/13	Tennessee.....W	77	62
H	12/20	Bethune-Cookman.....W	70	26
H	12/22	Lipscomb.....W	75	52
A	12/29	Minnesota.....W	77	60
H	1/6	St. Francis (Pa.).....W	93	49
A	1/10	Iowa State.....L	74	89
H	1/14	Colorado.....L	60	68
A	1/17	Texas (18).....L	61	63
H	1/21	Baylor.....W	76	47
A	1/24	Missouri.....L	51	72
H	2/1	Oklahoma (25).....L	50	52
A	2/4	Kansas State.....L	61	78
H	2/7	Missouri.....W	78	62
A	2/11	Texas A&M.....W	83	77
H	2/15	Kansas (12).....W	74	55
H	2/18	Kansas State.....L	58	63
A	2/21	Oklahoma St. (7, OT).....L	83	87
H	2/24	Texas Tech (25).....W	72	44
H	2/28	Iowa State.....W	68	65
A	3/3	Kansas (21).....L	67	78
A	3/6	Colorado.....L	75	78

Phillips 66 Big 12 Tournament&
 N 3/11 Oklahoma.....L 59 63
 National Invitation Tournament
 A 3/16 Creighton.....W 71 70
 H 3/19 Niagara.....W 78 70
 A 3/22 Hawaii.....L 83 84
 &Dallas, Texas
 Season Notes: Nebraska picked up its first postseason berth in five years and first under Coach Barry Collier...the Huskers went 2-1 in the NIT...Nebraska finished with a 15-3 record at home, tying for the second-most home wins in Devaney Center history...Nate Johnson led the team in scoring (13.0) while picking up honorable-mention all-conference honors...Johnson finished as the second-highest scoring transfer in school history, only behind teammate Andrew Drevo...Brian Conklin set a Big 12 and school record by hitting 55.9 percent from 3-point range...The Huskers set the Big 12 mark for fewest points allowed in a contest (26) and in a half (12) against Bethune-Cookman.

H	11/23	Arkansas-Pine Bluff.....W	97	40
H	11/27	Texas Southern.....W	78	58
A	12/2	UAB.....L	66	80
H	12/6	Morgan State.....W	64	34
H	12/8	Minnesota.....L	48	57
H	12/11	Creighton.....L	48	50
H	12/18	North Carolina A&T.....W	71	49
A	12/21	Marquette.....L	62	81
A	12/30	Tennessee.....W	62	61
H	1/2	Montana State.....W	78	45
H	1/8	Kansas State (2ot).....W	95	85
A	1/12	Colorado.....W	68	61
H	1/15	Texas (10).....L	53	63
A	1/19	Kansas (2).....L	57	59
A	1/22	Missouri.....L	70	80
H	1/26	Texas A&M.....W	77	67
A	1/29	Texas Tech.....L	68	84
H	2/1	Utah Valley State.....W	91	57
H	2/5	Kansas (3).....L	65	78
H	2/8	Iowa State.....L	60	65
A	2/12	Baylor.....W	74	63
A	2/16	Oklahoma (21).....L	60	83
H	2/19	Missouri.....L	53	56
H	2/22	Oklahoma State (4).....W	74	67
A	2/27	Iowa State.....W	76	69
H	3/2	Colorado.....W	70	55
A	3/5	Kansas State.....L	53	73

Phillips 66 Big 12 Tournament#
 N 3/10 Missouri.....L 67 70
[#]Kansas City, Mo.
 Season Notes: Nebraska won at least 10 home games for the 23rd time in 29 years at the Devaney Center...the Huskers' biggest win of the season came at home against No. 4 Oklahoma State, NU's first win over a top-five program since 1994...freshman guard Joe McCray earned honorable-mention All-Big 12 honors from the coaches and AP after setting the freshman records for scoring average (15.5 ppg) at NU and 3-pointers (80) in the Big 12...freshman center Aleks Maric

H	11/22	Fairleigh Dickinson.....W	80	64
H	11/29	Eastern Michigan.....W	67	59
H	12/3	Arizona State.....W	66	60
H	12/6	South Florida.....W	75	52

broke NU freshman record for rebounds (169)...five Huskers earned academic All-Big 12 honors, including Jake Muhleisen who was also named academic all-district.

2005-06

Overall Record: 19-14 Conference: 7-9 in Big 12 (6th)
Home: 14-5 (4-4) Away: 5-9 (3-5)
Coach: Barry Collier

John Thompson Foundation Basketball Challenge^A

H 11/18	Longwood ^A	W	80	65
H 11/19	Yale ^A	W	73	64
H 11/20	Louisiana Tech ^A	W	59	56
H 11/27	SE Missouri State.....	W	69	54
H 11/30	Marquette.....	W	84	74
H 12/3	UAB.....	L	72	73
H 12/8	South Dakota State.....	W	76	67
A 12/11	Creighton.....	L	44	70
H 12/17	Chicago State.....	W	76	65
H 12/19	North Carolina A&T.....	W	107	57
H 12/21	Alabama A&M.....	W	67	60

Micro PCS Orange Bowl Classic@

N 12/31	Florida State@.....	L	60	74
H 1/3	Northern Colorado.....	W	60	50
H 1/7	Oklahoma (12).....	W	59	58
A 1/11	Kansas State.....	W	57	42
H 1/17	Iowa State.....	L	75	88
A 1/21	Kansas.....	L	54	96
A 1/25	Colorado.....	L	59	81
H 1/28	Missouri.....	W	65	52
A 1/31	Oklahoma State.....	W	59	57
H 2/4	Baylor.....	W	60	45
H 2/8	Kansas.....	L	48	69
A 2/11	Texas (6).....	L	59	78
A 2/15	Iowa State.....	W	73	63
H 2/18	Texas Tech.....	L	64	70
H 2/22	Colorado.....	W	93	77
A 2/25	Texas A&M.....	L	55	66
H 3/1	Kansas State.....	L	64	66
A 3/5	Missouri.....	L	63	64

Phillips 66 Big 12 Tournament#

N 3/9	Missouri.....	W	71	64
N 3/10	Oklahoma (22).....	W	69	63
N 3/11	Kansas (17).....	L	65	79

National Invitation Tournament
A 3/16 Hofstra..... L 62 73
^ALincoln, Neb.; @Sunrise, Fla.; #Dallas, Texas

Season Notes: Nebraska won 19 games, its most since 1998-99... the Huskers earned their second postseason NIT appearance in three years after a sixth-place finish in the Big 12, their highest placing in eight years...NU reached the semifinals by winning two games at the conference tournament for the first time in the Big 12 era...Nebraska picked up two wins over ranked teams, both against Oklahoma... sophomore Aleks Maric led the Big 12 in double-doubles in league-only games and was third overall in rebounding.

2006-07

Overall Record: 17-14 Conference: 6-10 in Big 12 (t-7th)
Home: 12-4 (4-4) Away: 5-10 (2-6)
Coach: Doc Sadler

H 11/14	Nebraska-Omaha.....	W	76	62
H 11/18	Creighton (20).....	W	73	61
H 11/21	Lubbock Christian.....	W	65	42
H 11/27	Arkansas-Pine Bluff.....	W	71	42
H 11/29	North Texas.....	W	76	57
A 12/2	Rutgers.....	L	73	75

Pape Jam!

N 12/9	Oregon!.....	L	56	68
H 12/17	Alabama A&M.....	W	82	55

Rainbow Classic\$

N 12/20	Wyoming\$.....	W	73	58
A 12/22	Hawaii\$.....	L	72	81
N 12/23	Houston\$.....	W	70	57

Micro PCS Orange Bowl Classic@

N 12/30	Miami@.....	W	82	67
H 1/3	Savannah State.....	W	81	53
H 1/6	Western Kentucky.....	W	82	71
A 1/10	Iowa State.....	L	62	71
A 1/17	Oklahoma.....	L	53	70
H 1/20	Colorado.....	W	71	50
H 1/24	Texas.....	L	61	62
A 1/27	Kansas State.....	L	45	61
H 1/29	Kansas (6).....	L	56	76

A 2/3	Missouri.....	W	66	61
A 2/6	Texas Tech.....	W	61	59
H 2/10	Texas A&M (6).....	L	55	66
H 2/13	Kansas State.....	W	74	63
A 2/17	Kansas (9).....	L	39	92
A 2/21	Baylor.....	L	59	63
H 2/24	Missouri (ot).....	W	82	77
H 2/28	Iowa State.....	L	63	69
A 3/3	Colorado.....	L	69	73
H 3/5	Oklahoma State.....	W	85	73

Phillips 66 Big 12 Tournament^A
N 3/8 Oklahoma State..... L 39 54
!Portland, Ore.; \$Honolulu, Hawaii.; @Sunrise, Fla.; ^AOklahoma City, Okla.

Season Notes: Doc Sadler became the 26th head coach in program history on Aug. 8, 2006, after former coach Barry Collier left his position in early August to become Athletic Director at his alma mater, Butler University... the Huskers reeled off five straight wins to open the season, including a victory over nationally ranked Creighton, on their way to a 17-14 overall record...Nebraska played only one home game in the month of December while traveling more than 15,000 miles for six games... Nebraska defeated five teams that went on to play in the postseason...Aleks Maric earned second-team All-Big 12 honors from the coaches and Associated Press after averaging 18.5 points and 8.7 rebounds per game, totals that were fourth and second, respectively, in the conference...Maric also earned all-district honors from the coaches and the basketball writer's associations... Paul Velander was named to the academic all-league team.

2007-08

Overall Record: 20-13 Conference: 7-9 in Big 12 (t-7th)
Home: 17-3 (5-3) Away: 3-10 (2-6)
Coach: Doc Sadler

H 11/10	Presbyterian.....	W	67	52
H 11/17	Alabama A&M.....	W	59	45
H 11/20	Norfolk State.....	W	83	48
A 11/24	Creighton.....	L	62	74
H 11/26	IPFW.....	W	79	62
H 12/2	Arizona State.....	W	62	47
A 12/5	Western Kentucky (ot).....	L	62	69
H 12/9	Rutgers.....	W	63	51
H 12/11	Savannah State.....	W	82	37
H 12/15	Oregon& (16, ot).....	W	88	79
H 12/22	North Carolina Central.....	W	71	28
H 12/29	Alcorn State.....	W	77	53
H 1/4	Maryland Eastern Shore.....	W	86	50
H 1/12	Kansas (3).....	L	58	79
A 1/15	Colorado.....	L	51	55
H 1/19	Baylor.....	L	70	72
A 1/26	Kansas (2).....	L	49	84
A 1/30	Missouri.....	W	66	62
H 2/2	Iowa State.....	W	64	56
A 2/6	Kansas State (20).....	L	64	71
H 2/9	Texas Tech.....	W	73	62
H 2/13	Missouri (ot).....	L	78	86
A 2/16	Iowa State.....	L	52	60
H 2/20	Kansas State (24).....	W	71	64
A 2/23	Texas A&M (22).....	W	65	59
H 2/27	Oklahoma.....	W	63	45
A 3/1	Oklahoma State.....	L	63	77
A 3/4	Texas (9).....	L	66	70
H 3/9	Colorado.....	W	68	49

Phillips 66 Big 12 Tournament^A
N 3/13 Missouri..... W 61 56
N 3/14 Kansas (5)..... L 54 64
National Invitation Tournament
H 3/19 Charlotte..... W 67 48
A 3/24 Mississippi (ot)..... L 75 85
& at Qwest Center in Omaha ^AKansas City, Mo.

Season Notes: Nebraska earned just the 12th 20-win season in program history and Coach Doc Sadler tied the record for a Husker mentor with 37 wins in his first two years combined...it was the 14th overall NIT appearance by Nebraska...senior center Aleks Maric who earned first-team All-Big 12 honors from the AP and second-team accolades from the coaches after averaging 15.7 points and 10.2 rebounds per game...Maric also earned first-team all-district honors from the coaches and the basketball writer's associations...Maric was only second player in school history to top 1,000 career rebounds, and tied the school single-season record with 335 boards...Maric was only the third player in the Big 12 era with at least 1,600 points and 1,000 rebounds in a career.

2008-09

Overall Record: 18-13 Conference: 8-8 in Big 12 (8th)
Home: 14-4 (5-3) Away: 4-8 (3-5)
Coach: Doc Sadler

H 11/16	San Jose State.....	W	63	46
A 11/19	TCU.....	W	62	50
H 11/22	Arkansas-Pine Bluff.....	W	67	53
H 11/25	Saint Louis.....	W	71	57
H 11/29	Creighton.....	W	54	52
H 12/3	Alabama State.....	W	80	51
A 12/7	Arizona State (19).....	L	44	64
A 12/13	Oregon State.....	L	63	64
H 12/20	IPFW.....	W	75	48
H 12/23	UMBC.....	L	64	66
H 12/30	South Carolina State.....	W	77	63
H 1/3	Maryland Eastern Shore.....	W	88	56
H 1/5	Florida A&M.....	W	81	56
H 1/10	Missouri.....	W	56	51
A 1/14	Iowa State.....	L	53	65
H 1/17	Kansas State.....	W	73	51
A 1/21	Oklahoma (6).....	L	61	72
H 1/24	Oklahoma State (ot).....	L	74	76
H 1/28	Kansas.....	L	62	68
A 1/31	Texas Tech.....	W	82	69
A 2/4	Colorado.....	W	55	53
H 2/7	Texas (16).....	W	58	55
A 2/14	Missouri (17).....	L	47	70
H 2/18	Colorado.....	W	46	41
A 2/21	Kansas (15).....	L	53	70
H 2/24	Texas A&M.....	L	55	57
A 2/28	Kansas State.....	L	72	77
H 3/4	Iowa State.....	W	77	61
A 3/7	Baylor.....	W	66	62

Phillips 66 Big 12 Tournament^A
N 3/11 Baylor..... L 49 65
National Invitation Tournament
A 3/17 New Mexico..... L 71 83
^AOklahoma City, Okla.

Season Notes: Despite fielding the shortest team in Division I in 2008-09, Nebraska finished with its first .500 record in Big 12 play in 10 years, and only the third time in the Big 12 era...with 18 regular-season wins, the Huskers earned their second straight NIT berth and 22nd postseason berth in school history...coach Doc Sadler set the Nebraska record for most wins in his first three years in Lincoln, posting 55 over three seasons...senior guard Ade Dagunduro was a third-team All-Big 12 selection by the coaches and media, and was selected to the coaches All-Defense Team...the Huskers continued a streak with at least one win over a ranked opponent for the ninth straight season, defeating No. 16 Texas, 58-55, at home.

2009-10

Overall Record: 15-18 Conference: 2-14 in Big 12 (12th)
Home: 12-6 (2-6) Away: 3-12 (0-8)
Coach: Doc Sadler

H 11/14	USC Upstate.....	W	76	49
A 11/18	Saint Louis.....	L	55	69
H 11/21	TCU.....	W	90	77
H 11/24	UMKC.....	W	70	48
A 11/29	USC.....	W	51	48
H 12/2	Texas-Pan American.....	W	81	53
A 12/6	Creighton.....	L	61	67
H 12/10	Chicago State@.....	W	74	39
H 12/12	Oregon State.....	W	50	44
H 12/19	Jackson State@.....	W	57	41
N 12/22	Tulsa\$.....	W	74	70
N 12/23	BYU\$.....	L	66	88
H 12/29	Southern Utah.....	W	94	61
H 1/2	Maryland Eastern Shore.....	W	74	60
H 1/5	Southeastern Louisiana.....	W	77	59
A 1/9	Texas A&M.....	L	53	64
H 1/13	Kansas (3).....	L	72	84
H 1/16	Iowa State.....	L	53	56
A 1/23	Missouri.....	L	53	70
A 1/27	Colorado.....	L	60	72
H 1/30	Oklahoma.....	W	63	46
H 2/2	Kansas State (10).....	L	57	76
A 2/6	Kansas (1).....	L	64	75
H 2/10	Baylor (24).....	L	53	55
A 2/2	Texas (14).....	L	51	91
A 2/17	Kansas State (7).....	L	87	91
H 2/20	Missouri.....	L	59	74
A 2/24	Iowa State.....	L	74	78
H 2/27	Texas Tech (2ot).....	W	83	79

THIS IS NEBRASKA OUTLOOK 2013-14 HUSKERS COACHES ADMINISTRATION OPPONENTS REVIEW RECORDS HISTORY MEDIA



Lance Jeter earned third-team All-Big 12 honors in 2010-11, helping the Huskers to 19 wins and a berth in the NIT.

H	3/2	Colorado	L	68	81
A	3/6	Oklahoma State	L	55	74
Phillips 66 Big 12 Tournament [^]					
N	3/10	Missouri	W	75	60
N	3/11	Texas A&M (23)	L	64	70

@Las Vegas Classic, campus sites

[^]Las Vegas Classic, Las Vegas, Nev.; [^]Kansas City, Mo.

Season Notes: Nebraska finished 2-14 in conference play, the Huskers' most league losses in school history... despite the league record, NU became just the second No. 12 seed to win a game at the Big 12 Championship... NU played seven games against ranked squads, including a school-record five straight games against top-25 teams... the Huskers set the school record for 3-point percentage, hitting 39.7 percent to rank 15th nationally... senior Ryan Anderson led the Big 12 Conference in 3-point percentage and finished his career as just the third Husker ever with at least 1,000 points, 500 rebounds and 150 3-pointers... center Jorge Brian Diaz set the NU freshman record for blocked shots with 41 on the season, and was the only freshman ranked in the top 15 in the conference.

2010-11

Overall Record: 19-13 Conference: 7-9 in Big 12 (t-7th)

Home: 17-2 (6-2) Away: 2-11 (1-7)

Coach: Doc Sadler

H	11/12	South Dakota	W	76	68
H	11/15	Arkansas-Pine Bluff	W	83	40
Honda Puerto Rico Tip-Off @					
N	11/18	Vanderbilt @	L	49	59
N	11/19	Davidson @	L	67	70
N	11/21	Hofstra @	W	62	47
H	11/27	USC	W	60	58
H	12/1	Jackson State	W	76	57
H	12/5	Creighton	W	59	54
H	12/8	Alcorn State	W	78	57
H	12/11	TCU	W	70	56
H	12/18	Eastern Washington	W	72	42
H	12/21	Grambling	W	79	39
H	1/3	North Dakota	W	77	46
H	1/5	Savannah State	W	68	48
H	1/8	Iowa State	W	63	62
A	1/12	Missouri (15)	L	69	77
A	1/15	Kansas (3)	L	60	63
H	1/18	Colorado	W	79	67
A	1/22	Texas Tech	L	71	72
H	1/29	Texas A&M (13)	W	57	48
A	2/2	Kansas State	L	53	69
H	2/5	Kansas (2)	L	66	86
A	2/9	Baylor	L	70	74
H	2/12	Oklahoma State	W	65	54
A	2/16	Oklahoma	W	59	58
H	2/19	Texas (3)	W	70	67

H	2/23	Kansas State	L	57	61
A	2/26	Iowa State (ot)	L	82	83
H	3/1	Missouri (22)	W	69	58
A	3/5	Colorado	L	57	67
Phillips 66 Big 12 Tournament [^]					
A	3/9	Oklahoma State	L	52	53

National Invitation Tournament

A	3/16	Wichita State	L	49	76
---	------	---------------	---	----	----

@San Juan, P.R. [^]Kansas City, Mo.

Season Notes: Nebraska reached the postseason for the third time in four years, winning 19 games and reaching the NIT, the school's 23rd postseason appearance in school history...Nebraska enjoyed an 11-game win streak, the program's longest win streak since 1991...senior point guard Lance Jeter earned third-team All-Big 12 honors and became just the third player in Big 12 history to average 10 points, five rebounds and five assists in conference play...Nebraska went 3-3 against ranked teams, as the Huskers' upset of No. 3 Texas was the highest ranked opponent Nebraska has knocked off since 1994. Nebraska's game with North Dakota was moved from Jan. 2 to Jan. 3 because of travel conditions.

2011-12

Overall Record: 12-18 Conference: 4-14 in Big Ten (t-11th)

Home: 9-8 (3-6) Away: 2-11 (1-8)

Coach: Doc Sadler

H	11/11	South Dakota	W	65	48
A	11/14	at USC (2ot)	W	64	61
H	11/20	Rhode Island	W	83	63
H	11/23	Oregon	L	76	83
H	11/26	South Dakota State	W	76	64
H	11/30	Wake Forest	L	53	55
A	12/04	at Creighton	L	66	76
H	12/07	Florida Gulf Coast	W	51	50
A	12/10	at TCU	W	69	57
H	12/17	Alcorn State	W	60	46
H	12/20	Central Michigan	W	72	69
H	12/27	Wisconsin (11)	L	40	64
H	12/31	Michigan State (16)	L	55	68
A	1/3	at Ohio State (6)	L	40	71
A	1/7	at Illinois	L	54	59
H	1/11	Penn State	W	70	58
A	1/15	at Wisconsin	L	45	50
H	1/18	Indiana (11)	W	70	69
H	1/21	Ohio State (6)	L	45	79
A	1/26	at Iowa	W	79	73
A	2/2	at Northwestern	L	74	84
H	2/5	Minnesota	L	61	69
H	2/8	Michigan (22)	L	46	62
A	2/11	at Penn State	L	51	67
H	2/18	Illinois	W	80	57
A	2/22	at Purdue	L	65	83

A	2/25	at Michigan State (6)	L	34	62
H	2/29	Iowa	L	53	62
A	3/3	at Minnesota	L	69	81

Big Ten Tournament[^]

A	3/8	Purdue	L	61	79
---	-----	--------	---	----	----

[^]Indianapolis, Ind.

Season Notes: Nebraska finished its first season in the Big Ten with a 4-14 conference record to tie for 11th...Nebraska's 14 conference losses tied a program high, although it was the first time in school history that Nebraska played 18 conference games...NU played seven games against ranked teams in 2012, including a win over No. 12 Indiana...team set a school record for free throw percentage and ranked seventh nationally at 76.7 percent, breaking the previous mark of 76.5 percent in 1967-68...Bo Spencer's 15.4 points per game was the most by a Husker guard since the 2004-05 season...Nebraska overcame three double-figure deficits, including a 13-point second-half comeback against Indiana...Nebraska's 34-point home loss to Ohio State was the worst home loss in program history...The 2011-12 season was the final season for Doc Sadler, who compiled a 101-89 record in six seasons, guiding Nebraska to three postseason appearances.

2012-13

Overall Record: 15-18 Conference: 5-13 in Big Ten (10th)

Home: 11-7 (4-5) Away: 4-11 (1-8)

Coach: Tim Miles


H	11/11	Southern	W	66	55
Joe Cipriano Nebraska Classic ^o					
H	11/15	Valparaiso ^o	W	50	48
H	11/18	UNO ^o	W	75	62
H	11/21	Tulane ^o	W	61	57
H	11/24	Kent State ^o	L	60	74
A	11/27	Wake Forest	W	79	63
H	12/3	USC	W	63	51
H	12/6	Creighton (16)	L	42	64
A	12/15	at Oregon	L	38	60
H	12/18	Jacksonville State	W	59	55
at WestStar Bank Don Haskins Sun Bowl Invitational [^]					
N	12/22	Central Michigan [^]	W	89	75
A	12/23	UTEP [^]	L	52	68
H	12/29	Nicholls State	W	68	59
A	1/2	Ohio State (8)	L	44	70
H	1/6	Wisconsin	L	41	47
A	1/9	Michigan (2)	L	47	62
A	1/13	Michigan State (22)	L	56	66
H	1/16	Purdue	L	56	65
A	1/19	at Penn State	W	68	64
H	1/22	Illinois	L	51	71
H	1/26	Northwestern	W	64	49
A	1/29	Minnesota (23)	L	65	84
H	2/2	Ohio State (11)	L	56	63
H	2/9	Penn State	W	67	53
A	2/13	Indiana (1)	L	47	76
H	2/16	Michigan State (8)	L	64	73
H	2/23	Iowa	W	64	60
A	2/26	Wisconsin (17)	L	46	77
A	3/2	Illinois	L	65	72
H	3/6	Minnesota	W	53	51
A	3/9	Iowa	L	60	74

at Big Ten Tournament!

N	3/14	Purdue!	W	57	55
N	3/15	Ohio State! (10)	L	51	70

^o-Lincoln, Neb.; [^]-El Paso, Texas; !-Chicago, Ill.

Season Notes...Tim Miles became the 27th head coach in program history on March 24, 2013...Miles became the first Husker coach to win his road debut since the 1919-20 season when the Huskers defeated Wake Forest in the ACC/Big Ten Challenge...10 of the Huskers' 18 losses came against ranked teams, as the 10 ranked opponents tied the most in a single-season in school history (also 1994-95 and 1991-92)...Nebraska went 11-7 in the final year of the Devaney Center, finishing with an all-time record of 447-151 (.751) in the 37 years at the Devaney Center...Dylan Talley earned honorable-mention All-Big Ten honors, leading the Huskers in both scoring (13.7 ppg) and assists (2.5 apg) and becoming the first Husker to win a season-ending award in the Big Ten era...Nebraska won its first-ever Big Ten Tournament game with a 57-55 win over Purdue at the United Center in Chicago.



MEDIA INFORMATION

- THIS IS NEBRASKA
- OUTLOOK
- 2013-14 HUSKERS
- COACHES
- ADMINISTRATION
- OPPONENTS
- REVIEW
- RECORDS
- HISTORY
- MEDIA**

ATHLETIC DEPARTMENT DIRECTORY

UNIVERSITY OF NEBRASKA

The University of Nebraska-Lincoln does not discriminate based on gender, age, disability, race, color, religion, marital status, veteran's status, national or ethnic origin or sexual orientation.

ATHLETIC DEPARTMENT MISSION

The mission of the University of Nebraska Athletic Department is to serve our student-athletes, coaches, staff and fans by: Displaying Integrity in every decision and action; Building and maintaining Trust with others; Giving Respect to each person we encounter; Pursuing unity of purpose through Teamwork; Maintaining Loyalty to student-athletes, co-workers, fans and the University of Nebraska.

FACILITY USE RESTRICTIONS

The University of Nebraska-Lincoln has an interest in protecting its facilities, property and reputation associated with its intercollegiate sports. Therefore, no person shall be permitted to access or use the arenas, facilities and other University of Nebraska intercollegiate athletic venues without first securing the permission of the Director of Athletics or his/her designee. The only exception is an individual who records an image (e.g. photograph, videotape) for his/her non-commercial personal use. In no case shall any person be permitted to use these venues for the purposes of promoting the sale or manufacture of alcohol or tobacco or the promotion of any venture associated directly or indirectly with legal or illegal gaming or gambling.

NOTICE OF NCAA PROBATION

From 2007 to 2010 the University of Nebraska unintentionally reimbursed student-athletes for recommended textbooks as well as required textbooks through a failure to properly administer and monitor book scholarships. Only reimbursement for required books is permissible under NCAA rules. As a result the NCAA placed the University of Nebraska on two-year probation, beginning in January 2012. The NCAA did not impose additional penalties such as the loss of scholarships, forfeiture of games or a ban on postseason play. Rather, as a condition of probation we will continue to educate student-athletes and staff thoroughly on NCAA bylaws and will notify prospective student-athletes of our probationary status.

ATHLETIC DEPARTMENT FACTS

Location (Population)	Lincoln, Neb. (258,379)
Founded (Enrollment)	1869 (24,445)
Chancellor	Harvey Perlman, J.D.
Director of Athletics	Shawn Eichorst
Institutional Representative	Josephine Potuto, J.D.
Athletic Department Phone.....	(402) 472-4224
Ticket Office.....	(402) 472-3111 or (800) 8BIGRED
Nickname.....	Cornhuskers, Huskers
Colors	Scarlet and Cream
Conference	Big Ten
First year of basketball	1896-97
All-time record.....	1,414-1,269
NCAA Appearances (last).....	6 (1998)
NIT Appearances (last)	17 (2011)
Arena (Opened)	Pinnacle Bank Arena (2013)
Capacity.....	15,000

ATHLETIC ADMINISTRATION

General Office Number	(402) 472-3011
Director of Athletics	Shawn Eichorst
Executive Associate Athletic Director	Marc Boehm
Senior Associate A.D.....	Bob Burton
Senior Associate A.D./Academics	Dennis Leblanc
Senior Associate A.D./SWA/Administration	Pat Logsdon
Senior Associate A.D./ Performance & Strategic Research	Steve Waterfield
Associate A.D./Huskers Athletic Fund	Paul Meyers
Associate A.D./Compliance	Jamie Vaughn
Associate A.D./Diversity, Student-Athlete Recruitment & Leadership Initiatives	Jamie Williams
Associate A.D./Community Relations	Chris Anderson
Associate A.D./Life Skills & N Club	Keith Zimmer

ATHLETIC MEDICINE

Associate A.D./Athletic Medicine	Lonnie Albers, M.D.
Associate Director of Athletic Medicine/ Head Athletic Trainer	Jerry Weber
Men's Basketball Athletic Trainer	R.J. Pietig
Head Football Athletic Trainer	Mark Mayer
Assistant Athletic Trainers	Brad Brown, Jeremy Busch, Tom Dufresne, Jolene Emricson, Lisa Loewenstein, Jeff Rudy, Emily Schueth, Julie Tuttle, Tyler Weeda
Chief of Staff/Orthopaedic Surgeon	Dr. Pat Clare
Orthopaedists.....	Dr. Scott Strasburger, Dr. Justin Harris, Dr. David Clare
Director of Sports Nutrition.....	Lindsey Remmers
Sports Nutritionist.....	Scott Trausch

ATHLETIC PERFORMANCE

Director of Strength and Conditioning	Mike Arthur
Men's Basketball Strength Coach	Tim Wilson
Women's Basketball Strength Coach	Rusty Ruffcorn
Head Football Strength Coach.....	James Dobson
Assistant Strength Coaches	Tyler Clarke, Lauren Harris, Willie Jones, Brian Kmita, Jason Powell, Chad Wade

HUSKERVISION

Assistant A.D./HuskerVision	Shot Kleen
Executive Director of Video Production	Kirk Hartman
Video Services Coordinator	Mike Hodges
Chief Engineer	Scott Guthrie
Video Production Coordinator	Amanda Holzwarth
Video Production Specialists	Tyler Bassinger (MBB) Brad Colee, Chris Pankonin

MEDIA RELATIONS

Assistant A.D./Media Relations	Keith Mann
Director of Media Relations Operations.....	Jeff Griesch
Associate Director	Shamus McKnight (MBB)
Assistant Directors..	Jeremy Foote, Matt Smith, Hilary Winter
Photographer	Scott Bruhn
Designer	Annie Wood
Director of Digital Media	Kelly Mosier
Administrative Assistant	Vicki Capazo
Interns	Chris Roekele, Maggie Still
Student Assistants	Elly Burton, Kevan Carr, Kailyn Hawkins, Erica Nett, Nate Olsen, Gage Peake, Travis Shafer, Connor Stange, Haley Whisennand, Chase Wurdeman

ACADEMIC PROGRAMS

AND STUDENT SERVICES	(402) 472-2042
Associate Director of Academic Programs.....	Katie Jewell
Associate Director of Academic Programs....	Kim Schellpeper

Coordinator of Student-Athlete Development	Alvin Banks
Academic Counselors	Caleb Hawley, Sheri Hastings, Mike Nieman
Learning Specialists	Andrea Einspahr, Joanna Ross
Administrative Assistant.....	Leah Huber

ATHLETIC MARKETING

Assistant A.D./Marketing and Licensing	Michael Stephens
Director of Fan Experience	Ethan Rowley
Director of Ticket Marketing.....	Lonna Klimnt
Assistant Director of Fan Experience.....	Matt Tomjack

SUPPORT STAFF

Associate A.D./Facilities and Events	Butch Hug
Associate A.D./Capital Planning and Construction.....	John Ingram
Assistant A.D./Ticketing.....	Holly Adam
Accounting Manager	Jan Brown
Director of Information Technology	Dan Floyd
Director of Athletic Events.....	Matt Davidson
Senior Writer/Director of Creative Services	Randy York

NEBRASKA HEAD COACHES

Baseball	Darin Erstad	472-2269
Basketball (Men)	Tim Miles	472-2265
Basketball (Women)	Connie Yori	472-6462
Bowling (Women)	Bill Straub	472-0404
Cross Country	David Harris	472-6461
Football	Bo Pelini	472-3116
Golf (Men)	Bill Spangler	472-6472
Golf (Women)	Robin Krapfl	472-1415
Gymnastics (Men)	Chuck Chmelka	472-6476
Gymnastics (Women)	Dan Kendig	472-3808
Rifle (Women)	Stacy Underwood	472-6167
Soccer (Women)	John Walker	472-0456
Softball	Rhonda Revelle.....	472-8801
Swimming/Diving	Pablo Morales.....	472-3186
Tennis (Men)	Kerry McDermott	472-6464
Tennis (Women)	Scott Jacobson.....	472-6473
Track and Field	Gary Pepin	472-6461
Volleyball/Sand Volleyball	John Cook	472-2399
Wrestling	Mark Manning	472-9430

MEDIA GUIDE CREDITS

The 2013-14 Nebraska men's basketball media guide was produced by the Nebraska Media Relations Office. The guide was written, designed and edited by Associate Media Relations Director Shamus McKnight with editing assistance provided by Assistant A.D./Media Relations Director Keith Mann and Director of Media Relations Operations Jeff Griesch. Additional research and editing by Administrative Assistant Vicki Capazo. Special thanks to freelance writer Mike Babcock for his writing contributions.

Photo credits to Scott Bruhn, Nebraska Media Relations; Tom Slocum and Richard Voges, UNL Photo Productions; John F. Grieshop/Schwartzman Photos; Steven Maikoski, USA Basketball, Garrett Ellwood and NBA Photos/Getty Images, Scott Cunningham, NBAE/Getty Images, David McGee and The Associated Press.

Inside and outside cover design by Annie Wood. Cover photography by Scott Bruhn. Copyrighted by Nebraska Media Relations. The cost of the 2013-14 Nebraska media guide is \$9.34 plus \$0.66 tax.

MEDIA HISTORY RECORDS REVIEW OPPONENTS ADMINISTRATION COACHES 2013-14 HUSKERS OUTLOOK THIS IS NEBRASKA

NEBRASKA MEDIA OUTLETS

ASSOCIATED PRESS

909 N. 96th, Suite 104, Omaha, NE 68114
402-391-0031 (800-642-9920) Fax: 402-391-1412
Eric Olson (eolson@ap.org)

AP.ORG

LINCOLN JOURNAL STAR JOURNALSTAR.COM

926 P Street, Lincoln, NE 68508
402-473-7431 Fax: 402-473-7291
Sports Editor–Darnell Dickson (ddickson@journalstar.com)
Beat Writer–Brian Rosenthal (brosenthal@journalstar.com)
Columnist–Steve Sipple (ssipple@journalstar.com)

OMAHA WORLD-HERALD OMAHA.COM

1314 Douglas St., #100, Omaha, NE 68102
402-444-1000 (800-284-6397) Fax: 402-344-3343
Omaha World-Herald Lincoln Bureau
635 S. 14th, Suite 310, Lincoln, NE 68508 402-473-9587
Sports Editor–Thad Livingston (thad.livingston@owh.com)
Beat Writer–Lee Barfknecht (lee.barfknecht@owh.com)
Columnist–Tom Shatel (tom.shatel@owh.com)

DAILY NEBRASKAN DAILYNEBRASKAN.COM

20 Nebraska Union, Lincoln, NE 68588-0448
402-472-1763 Fax: 402-472-1761
Sports Editor–Zach Tegler (sports@dailynebraskan.com)

BEATRICE SUN BEATRICE DAILY SUN.COM

200 North 7th Street, Beatrice, NE 68310
402-223-5233 Fax: 402-228-3571
Sports Editor–Luke Nichols (beatrice.news@lee.net)

COLUMBUS TELEGRAM COLUMBUSTELEGRAM.COM

1254 27th Ave., Columbus, NE 68601
402-564-2741 Fax: 402-563-7500
Sports Editor–Josh Kaufman (sports@columbustelegram.com)

FREMONT TRIBUNE FTTRIB.COM

135 N. Main St, Fremont, NE 68025
402-721-5000 Fax: 402-721-8047
Sports Editor–Brent Wasenius (tribnews@ftrib.com)

GRAND ISLAND INDEPENDENT THEINDEPENDENT.COM

422 W 1st., P.O. Box 1208, Grand Island, NE 68801
308-382-1000 Fax: 308-382-8129
Sports Editor–Bob Hamar (bob.hamar@theindependent.com)

HASTINGS TRIBUNE HASTINGSTRIBUNE.COM

908 W. 2nd Street, P.O. Box 788, Hastings, NE 68902
402-462-2131 Fax: 402-462-2184
Sports Editor–TBA (sports@hastingstribune.com)

HOLDREGE DAILY CITIZEN

418 Garfield Street, Holdrege, NE 68949
308-995-4441 Fax: 308-995-5992
Sports Editor–Dan P. Jensen

KEARNEY HUB KEARNEYHUB.COM

13 East 22nd Street, Kearney, NE 68848
308-237-2152 Fax: 308-233-9745
Sports Editor–Buck Mahoney (kearneyhub@kearney.net)

MCCOOK GAZETTE MCCOOKGAZETTE.COM

W. First and E Streets, P.O. Box 1268, McCook, NE 69001
308-345-4500 Fax: 308-345-7881
Sports Editor–Steve Kodad (sports@mccookgazette.com)

NEBRASKA CITY NEWS-PRESS NCNEWSPRESS.COM

P.O. Box 757, Nebraska City, NE 68410
402-873-3334 Fax: 402-873-5436
Sports Editor–Kirt Manion (kmanion@ncnewspress.com)

NORFOLK DAILY NEWS NORFOLKDAILYNEWS.COM

525 Norfolk Ave., Norfolk, NE 68701
402-371-1020 Fax: 402-644-2080
Sports Editor–Jay Prauner (jprauner@norfolkdailynews.com)

NORTH PLATTE TELEGRAPH NPTELEGRAPH.COM

621 N. Chestnut Street, North Platte, NE 69101
308-532-6000 Fax: 308-532-9268
Sports Editor–Roger Bluhm (sports@nptelegraph.com)

SCOTTSBUFF STAR-HERALD STARHERALD.COM

1405 Broadway, Box 1709, Scottsbluff, NE 69361
308-632-9000 Fax: 308-632-9003
Sports Editor–Jeff Fielder (sports@starherald.com)

YORK NEWS-TIMES YORKNEWSTIMES.COM

327 Platte Ave., P.O. Box 279, York, NE 68467
402-362-4478 Fax: 402-362-6748
Sports Editor–Ken Kush (ken.kush@yorknewstimes.com)

KOLN-TV (CBS, CHANNELS 10-11) KOLNKGIN.COM

840 N. 40th, Lincoln, NE 68503
402-467-9270 Fax: 402-467-9208
Sports Director–Kevin Sjuts (sports@kolnkgin.com)
Adam Krueger, Jeff Packer

KLKN-TV (ABC, CHANNEL 8) KLKNTV.COM

3240 So. 10th, Lincoln, NE 68502
402-434-8000 Fax: 402-436-2236
Sports Director–Brett Edwards (sports@klkntv.com)
Ian Hest, Peter Terpstra

WOWT-TV (NBC, CHANNEL 6) WOWT.COM

3501 Farnam Street, Omaha, NE 68131
402-233-7940 Fax: 402-346-6740
Sports Director–Ross Jernstrom (sixonline@wowt.com)
Greg Ortiz, John Chapman

KETV (ABC, CHANNEL 7) KETV.COM

2265 Douglas St., Omaha, NE 68131
402-978-8958 Fax: 402-978-8931
Sports Director–Andy Kendeigh (akendeigh@huskers.com)
Thor Tripp

KMTV (CBS, CHANNEL 3) KM3.COM

10714 Mockingbird, Omaha, NE 68127
402-592-4330 Fax: 402-592-4714
Sports Director–Chase Williams (cwilliams@action3news.com)

KPTM-TV (FOX, CHANNEL 42) KPTM.COM

4625 Farnam Street, Omaha, NE 68132
402-554-4286 Fax: 402-554-4292
Sports Director–Ralph Wood (sports42@kptm.com)

NTV (ABC, CHANNEL 13)

P.O. Box 220, Kearney, NE 68848
308-743-2494 Fax: 308-743-2660
Sports Anchor–Dave Griek (dgriek@nebraska.tv)

KHAS-TV (NBC, CHANNEL 5) KHASTV.COM

P.O. Box 578, Hastings, NE 68901
402-463-1321 Fax: 402-463-6551
Sports Director–Ed Littler (ed.littler@khasstv.com)

KNOP-TV (NBC, CHANNEL 2) KNOPTV.COM

P.O. Box 749, North Platte, NE 69101
308-532-2222 Fax: 308-532-9579
Sports Director–Joe Swift (sports@knoptv.com)

NET SPORTS (PBS, CHANNEL 12) NET.UNL.EDU

1800 No. 33rd Street, Lincoln, NE 68583-0747
402-472-3611 Fax: 402-472-5347
Executive Producer–Joe Turco (jturco1@unl.edu)
Producer/Director–Jim Carmichael (jcarmichael1@unl.edu)

KLIN (1400 AM/94.5 FM)* KLIN.COM

4343 O St., Lincoln, NE 68510
402-475-4567 Fax: 402-474-8011
Program Director–Kevin Thomas (kthomas@broadcasthouse.com)
Sports Director–Chris Whitney (cwhitney@broadcasthouse.com)
*Lincoln Designates for Husker Sports Network

KFAB (1110 AM)* KFAB.COM

5010 Underwood Ave., Omaha, NE 68132
402-556-8000 Fax: 402-556-8937
Program Director–Gary Sadlemyer (garysadlemyer@hotmail.com)
*Omaha Designate for Husker Sports Network

KRVN (880 AM)* KRVN.COM

1007 Plum Creek Pkwy., Lexington, NE 68850-0880
308-324-2371 Fax: 308-324-5786
Sports Director–Jayson Jorgensen (jjorgensen@krvn.com)
*Designate for Husker Sports Network

KRNU (90.3 FM) KRNU.UNL.EDU

201 Andersen Hall, Lincoln, NE 68588-0466
402-472-3054 Fax: 402-472-8403
Station Manager–Rick Alloway (krnu@unl.edu)

KLMS (1480 AM) ESPN1480.COM

3800 Cornhusker Hwy., Lincoln, NE 68504
402-466-1234 Fax: 402-467-4095
Sports Director–Nick Gregath (NR@espn1480.com)

KOZN (1620 AM) 1620THEZONE.COM

5011 Capitol Suite, #300, Omaha, NE 68132
402-951-1620 Fax: 402-342-7041
Program Director–Neil Nelkin
Sports Director–John Bishop (john@1620thezone.com)

KOMJ (590 AM) BIGSPORTS590.COM

5030 N. 72nd Street, Omaha, NE 68134
402-573-0590

KNTK (93.7 FM) THETICKETF.M.COM

330 North 48th Street, Suite A, Lincoln, NE 68504
402-464-5611 Fax: 402-464-5615
Sports Director–John Gaskins (jgaskin59@hotmail.com)

HAIL VARSITY MAGAZINE HAILVARSITY.COM

Editor–Aaron Babcock (aaron@hailvarsity.com)
Writer–Mike Babcock (mbabcock1@neb.rr.com)

HUSKERS ILLUSTRATED HUSKERSILLUSTRATED.COM

Editor–Darren Ivy (darrenivy@huskersillustrated.com)
Writer–Michael Bruntz (michael@huskersillustrated.com)

BIG RED REPORT BIGREDREPORT.COM

Publisher–Josh Harvey (jharvey@scout.com)
Editor–Shane Gilster (shaneg@scout.com)

HUSKERONLINE.COM

Editor–Sean Callahan (sean@huskeronline.com)
Writer–Robin Washut (robin@huskeronline.com)

MEDIA INFORMATION & POLICIES

The 2013-14 Nebraska media guide is designed to assist the media in its coverage of the Nebraska Cornhusker men's basketball program. Additional information, including releases, photographs and video may be obtained by contacting the Media Relations Office at (402) 472-2263, or in many cases can be found on Huskers.com.

Please take a moment to review the following policies and services, which are intended to assist media members in their coverage of Nebraska basketball this season.

MEDIA CREDENTIALS

All requests for press, broadcast, photo and parking credentials for Nebraska basketball home games should be directed to Vicki Capazo (vcapazo@huskers.com), One Memorial Stadium, P.O. Box 880123, Lincoln, NE, 68588-0123. Credential requests can also be sent via e-mail to Associate Media Relations Director Shamus McKnight (smcknight@huskers.com) at least one week before the game.

As a general rule, working space is allocated on the following basis:

- 1) daily newspaper and wire-service writers covering for next-day publication;
- 2) radio and television personnel for broadcast origination;
- 3) sports editors of Nebraska daily newspapers;
- 4) official school student daily newspaper;
- 5) approved special coverage;
- 6) press and TV working photographers.

Generally, weekly newspaper representatives, Internet news services and non-originating radio representatives cannot be accommodated because of space limitations. Internet writers for sites affiliated with established, nationally recognized media outlets will be considered on a game-by-game basis as space allows. Credentials will not be granted for writers or photographers for Internet sites that are not affiliated with an accredited news organization.

MEDIA WILL CALL/MEDIA PARKING

Media passes that are not mailed may be picked up at the Will-Call window, located near the main ticket office at Pinnacle Bank Arena. The main ticket office is located on the south end of Pinnacle Bank Arena. The Will-Call window opens 90 minutes before tipoff and photo identification is required for pickup of credentials or tickets.

For the 2013-14 season, media parking is located in Lot 24, which is located on 9th Street between R and S streets. Media should enter the lot from S Street and the lot is located about two blocks from the main entrance of Pinnacle Bank Arena.

COACH MILES INTERVIEW TIME

Coach Miles will hold press availability with the local media prior to each game, either at the Hendricks Training Complex or at Pinnacle Bank Arena. Typically one or two players will be available at that time, depending on class schedules. Additional player interviews can be conducted after practice. All interviews with Coach Miles must be scheduled through the Media Relations Office. Contact the Media Relations Office for a daily schedule.

Out-of-town media are encouraged to participate in the Big Ten weekly teleconference. Coach Miles will participate in the telephonic press conferences (see schedule, above right) each week beginning at 9 a.m. (CST). The teleconferences begin Dec. 9 and continue throughout the season. Contact the Big Ten Conference communications staff at (847) 696-1010 for more information on how to join the conference call.

POSTGAME INTERVIEWS

Nebraska's locker room is closed to the media at home and on the road. For home games, Nebraska's postgame news conference will be held following a brief cooling off period in the interview room (C-145) off the northeast corner of the court. The opposing team is housed in the visitor's locker room, located off the northwest corner of the playing floor and will

BIG TEN WEEKLY TELECONFERENCE

The Big Ten Conference men's basketball coaches will participate in a weekly media-only teleconference during the 2012-13 season. The calls begin on Dec. 9, followed by weekly teleconferences beginning on Jan. 6. The tentative schedule follows:

Monday, Dec. 9	Monday, Feb. 11
Monday, Jan. 6	Monday, Feb. 18
Monday, Jan. 13	Monday, Feb. 25
Monday, Jan. 20	Monday, March 4
Monday, Jan. 28	Monday, March 11
Monday, Feb. 4	

The teleconference begins at 9 a.m. Central Time. Contact the Big Ten Communications Office at (847) 696-1010 for the call in and replay phone numbers as well as the weekly passcode. The calls will also be available for play back roughly two hours after each teleconference through Wednesday of the week and also on Bigten.org.

9:00 a.m.	– Tom Crean, Indiana
9:10 a.m.	– Fran McCaffery, Iowa
9:20 a.m.	– John Groce, Illinois
9:30 a.m.	– Chris Collins, Northwestern
9:40 a.m.	– Pat Chambers, Penn State
9:50 a.m.	– Matt Painter, Purdue
10:00 a.m.	– Tom Izzo, Michigan State
10:10 a.m.	– Bo Ryan, Wisconsin
10:20 a.m.	– John Beilein, Michigan
10:30 a.m.	– Thad Matta, Ohio State
10:40 a.m.	– Richard Pitino, Minnesota
10:50 a.m.	– Tim Miles, Nebraska

be available following the cooling off period. The visiting coach will also be brought to the postgame interview room. Make requests for opposing players and coaches through the visiting SID. To access the media work room and postgame interview room, take the elevator from the main concourse behind Section 103.

On the road, Coach Miles and select players will be available upon request after the cooling off period. Check with Associate Media Relations Director Shamus McKnight regarding where player interviews will take place.

PLAYER INTERVIEWS

All media requests for interviews with Nebraska basketball players should be directed to Associate Media Relations Director Shamus McKnight [office phone: (402) 472-7772, cell phone: (402) 540-0268] at least one day in advance. The best time for in-season interviews is after practices, depending on class schedules. Players will not be available on game days.

Selected practices will be open to the media during the season with seating on the balcony overlooking the practice court at the Hendricks Training Complex or at Pinnacle Bank Arena. Contact the Media Relations Office for practice availability.

PRESS SEATING

Press row for writers and non-originating radio networks is located in Section 121 (northwest corner), just below the main concourse. The visiting radio network is located across from the scorer's table, along with the Husker Sports Network spot and live television tables. The camera deck is located above Sections 116 and 117. Television crews broadcasting

NEBRASKA MEDIA RELATIONS STAFF



KEITH MANN
Assistant A.D./
Media Relations
Director



SHAMUS MCKNIGHT
Associate Media
Relations Director/
Men's Basketball



JEFF GRIESCH
Media Relations
Director of Operations



JEREMY FOOTE
Assistant Media
Relations Director



MATT SMITH
Assistant Media
Relations Director



HILARY WINTER
Assistant Media
Relations Director



VICKI CAPAZO
Administrative
Assistant



SCOTT BRUHN
Athletic Department
Photographer



ANNIE WOOD
Design Specialist



live may shoot from either floor level (northeast or southwest baselines) or the camera deck, but they may not occupy space in the upper-level video area.

MEDIA WORK ROOM

A media work room (C-151) is available on the east side of Pinnacle Bank Arena, a short walk from the Interview room. Media can use the room prior to, during and after the game to write and send stories. Ethernet and wireless Internet are available in the room, while notes, flipcards and media guides will also be available.

To access the media work room and postgame interview room, take the elevator from the main concourse behind Section 103.

WIRELESS INTERNET

Pinnacle Bank Arena has a secured media wireless network for working media. Members are encouraged to register for the network in advance and should contact the Media Relations Office for registration information and instructions.

MEDIA SERVICES

Notes, flipcards and media guides will be provided before each game. Final statistics, play-by-play sheets and quotes from each locker room will be distributed via email following the game and will be available on Huskers.com. A light pregame meal will be served in the media work room (C-151) prior to tipoff.

RADIO/TELEVISION BROADCAST SPACE

Requests for live radio and television broadcast space should be made to Associate Media Relations Director Shamus McKnight at smcknight@huskers.com. If statisticians are needed, contact Shamus McKnight at least three days in advance.

RADIO BROADCAST RIGHTS

The University of Nebraska-Lincoln and IMG World own exclusive radio broadcast rights to all of the University's men's basketball games. Other than the Husker Sports Network and the University of Nebraska student radio station (KRNU), the only radio stations or networks allowed to broadcast Nebraska games from Pinnacle Bank Arena are those that have rights to broadcast games played by the opposing team.

All radio stations and networks broadcasting from the Pinnacle Bank Arena must receive prior permission from the University. Any representative of a radio station or network that has not purchased such rights shall not air live game action or description of any game while it is in progress, nor shall such representatives air tape-recorded or live commentary of Nebraska coaches or players from the premises for one hour before or 20 minutes after a game.

Only stations that have purchased broadcast rights may install telephone lines on press row, or use telephone lines on press row for reporting on games. By accepting media credentials, representatives of stations and networks that have not purchased broadcast rights signify their agreement to all stipulations.

BROADCAST TELEPHONE LINES

The Husker Sports Network installs telephone lines for visiting official broadcasts and charges a fee for the use of those lines for non-conference games. Big Ten official stations receive the use of the lines free of charge as part of a cooperative. Those interested in using the lines should contact Mike Elliott of Husker Sports Network at (402) 332-4000.

Official visiting radio stations are welcome to have their own telephone lines installed at the visiting radio position and may do so by contacting Jason Matthews, Technology Manager at Pinnacle Bank Arena, by phone at (402) 904-5660 or jmatthews@smglincoln.com. Visiting teams should contact Associate Media Relations Director Shamus McKnight before the game to find out where the broadcast position is located.

PRO SCOUTING PASSES

Per Big Ten Conference rules, the University of Nebraska provides press box access to scouts of professional basketball teams based on availability. If no space is available in the

press box, scouts may arrange through the Media Relations Office (402) 472-2263 to purchase tickets for Nebraska home games.

PINNACLE BANK ARENA DIRECTIONS

Pinnacle Bank Arena is located at the Northwest end of the Haymarket District in downtown Lincoln. Due to construction around Pinnacle Bank Arena and the West Haymarket Development Project, please check Huskers.com for the most up-to-date traffic information. The address for Pinnacle Bank Arena is 400 Pinnacle Arena Drive.

From Lincoln Municipal Airport: Turn right on Northwest 12th Street as you drive out of the airport. Northwest 12th Street becomes Cornhusker Highway, which intersects with I-180. Turn south (right) onto I-180 until it becomes 9th Street. Turn right onto R Street. Pinnacle Bank Arena is north of R Street at the intersection of R Street and Canopy Street.

From Omaha's Eppley Airfield: Follow the signs to downtown Omaha and I-480. Take I-480 West to I-80, then take I-80 West approximately 60 miles to I-180. Turn south (right) onto I-180 until it becomes 9th Street. Turn right onto R Street. Pinnacle Bank Arena is north of R Street at the intersection of R Street and Canopy Street.

TELEVISION, RADIO, INTERNET BROADCAST RIGHTS AND RESTRICTIONS

Nebraska, its opponent and the respective conference designate the broadcast rights for all games. No pregame coverage shall be permitted for two hours before the game without the express permission of the University of Nebraska, the Big Ten Conference and the broadcast rights holder. Live postgame interviews may not be aired while the television rights holder is still on the air.

Per the Big Ten Conference, a maximum of two minutes (2:00) of game video footage (without audio) may be utilized during the seven days following the conclusion of the game solely within regularly scheduled bona fide news programming distributed via television, and may not be distributed via the internet, wireless or other forms of media.

Any secondary use of any picture, photograph, audio description, video, film/tape, drawing or other description of a game taken or made by the accredited organization or individual to whom this credential has been issued (including, but not limited to use in delayed editorial or non-editorial advertising, sales promotion or merchandising) is prohibited without prior specific written approval of the Big Ten Conference. Nothing in these terms and conditions authorizes or allows bearer to violate any of the trademarks, copyright and other proprietary rights of the Big Ten Conference.

This restriction also includes highlights of games while in progress (live or recorded). Use of video highlights in any other manner or any media distribution platform without the advanced written permission of the Big Ten Conference is expressly prohibited. Any agency wishing to use film or video in any other manner must obtain written permission for such usage from the Big Ten Conference.

Local television stations may not originate a pre- or post-game show from inside Pinnacle Bank Arena.

Any blogs, live chats, social media posts, etc. from the game site should not serve as a substitute for, or otherwise approximate, play-by-play accounts of a game in any medium.

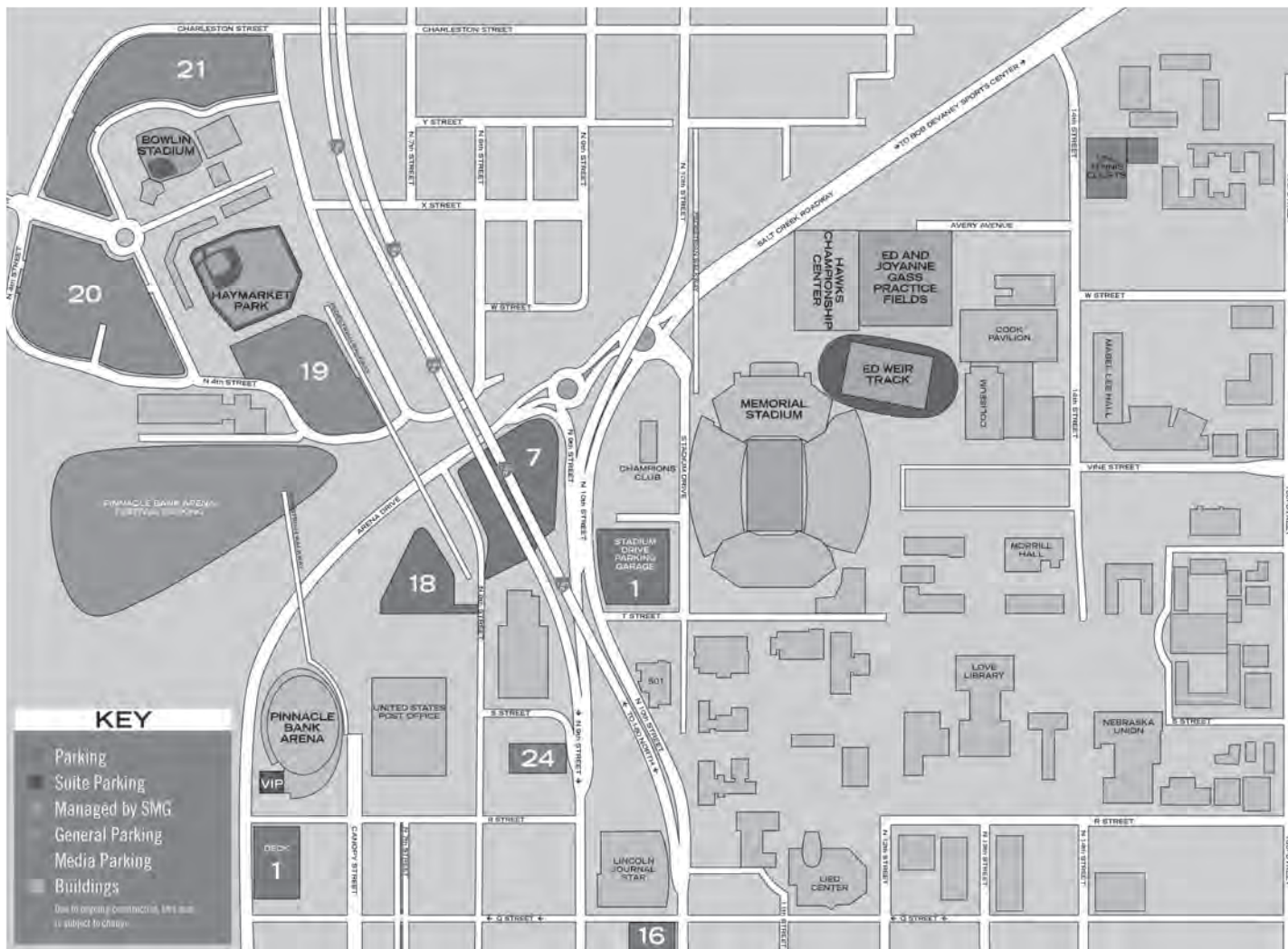
Non-originating radio stations or internet sites may not provide play-by-play coverage, live or delayed, but may provide short news updates provided such news update is one minute or less occurring no more than once per hour. No pregame coverage from the Devaney Center shall be permitted for two hours before the game without the express permission of the University of Nebraska and the broadcast rights holder.

MEDIA RELATIONS OFFICE

The University of Nebraska Media Relations Office is located on the third floor of the Osborne Athletic Complex, which is at the north end of Memorial Stadium. The building address is One Memorial Stadium, Lincoln, NE 68588, and is located less than one mile away from Pinnacle Bank Arena.

PINNACLE BANK ARENA AND PARKING MAPS

PINNACLE BANK ARENA PARKING MAP



PINNACLE BANK ARENA SEATING CHART



DIRECTIONS FROM LINCOLN MUNICIPAL AIRPORT

Turn right on Northwest 12th Street as you drive out of the airport. Northwest 12th Street becomes Cornhusker Highway, which intersects with I-180. Turn south (right) onto I-180 until it becomes 9th Street. Turn right onto R Street. Pinnacle Bank Arena is north of R Street at the intersection of R Street and Canopy Street.

DIRECTIONS FROM OMAHA'S EPPLEY AIRPORT

Follow the signs to downtown Omaha and I-480. Take I-480 West to I-80, then take I-80 West approximately 60 miles to I-180. Turn south (right) onto I-180 until it becomes 9th Street. Turn right onto R Street. Pinnacle Bank Arena is north of R Street at the intersection of R Street and Canopy Street.

DOWNTOWN LINCOLN PARKING

In addition to the lots around Pinnacle Bank Arena, several parking garages are located downtown and are available for events at Pinnacle Bank Arena. For locations, use the QR code on the right side of this page or contact City of Lincoln Parking Services at (402) 441-PARK or visit ParkAndGo.org.



HUSKERS ON RADIO AND TELEVISION

HUSKER SPORTS NETWORK

The IMG Husker Sports Network will continue the strong tradition of broadcasting excellence in 2013-14. All basketball games this season will be broadcast by the Husker Sports Network, which includes 27 stations that cover most of the Midwest. KFAB (1110 AM) serves as the Omaha affiliate and KLIN (1400 AM/94.5 FM) serves as the Lincoln affiliate, while KRVN (880 AM) is a third affiliate that reaches around the state. In addition, all games are heard live on Huskers.com and the Huskers App for iOS and Android phones, while many are also carried live on SiriusXM Satellite Radio.

The Husker Sports Network, in its 19th year of producing and marketing the live broadcast of University of Nebraska Athletics, extended and expanded its agreement with the University on June 13, 2008. Under the agreement, IMG College's Husker Sports Marketing manages and markets all rights associated with the radio programming, Coaches' TV and radio shows, program sales, sponsorship inventory and publication printing rights.

IMG College, which purchased Host Communications and the Husker Sports Network on Nov. 16, 2007, also recently purchased ISP Sports. IMG College is the leading collegiate multimedia, marketing and licensing/brand management company in America representing more than 200 of the nation's top collegiate properties including the NCAA and its 89 championships, NCAA Football, leading conferences, and many of the most prestigious colleges and universities in the country. Headquartered in Winston Salem, N.C., IMG College employs 700 people in nearly 100 offices throughout the United States with annual sales of nearly \$450 million. IMG College is the leader in capturing consumer devotion to college sports through partnership opportunities in multimedia rights, licensing, events and hospitality, marketing, stadium and arena development, stadium seating solutions, ticketing, sales, and consulting. IMG College produces nearly 30,000 hours of radio programming on the largest sports network in the country, manages nearly 5,000 hours of local television programming, is the leading publisher of college sports publications, and is the largest manager of university athletic websites. IMG College is a division of IMG Worldwide, a global sports, fashion and media business. For more information, visit imgworld.com.

Kent Pavelka returns behind the microphone to handle his 27th overall season calling Husker hoops in 2013-14. Pavelka previously called Nebraska basketball for two long stints between 1974 and 1996 before returning to the Husker basketball play-by-play chair prior to the 2006-07 season. A six-time winner of the Nebraska SportsCaster-of-the-Year Award, Pavelka also handled color analyst duties on NU football broadcasts from 1974 to 1983, and was the play-by-play announcer from 1983 to 1996. Pavelka was honored in January 2009 with the Bud Cuca Special Merit Award given by the Nebraska Basketball Hall of Fame for his contributions to the NU men's basketball program.

Alongside Pavelka as color analyst will be Matt Davison. He returns for his 10th season on the basketball broadcast and also handles duties on the Nebraska football radio broadcasts.

The Husker Sports Network will also carry a weekly radio show with Coach Tim Miles, which can be heard statewide on the network on Monday nights at 7 p.m. during the season. All Husker games and coaches shows can also be heard for free on Huskers.com.



Kent Pavelka
Play by Play



Matt Davison
Color Analyst

HUSKER SPORTS NETWORK MEN'S BASKETBALL AFFILIATES

Ainsworth	KBRB	1400 AM	Lexington	KRVN	880 AM
Alliance	KCOW	1400 AM	Lincoln	KLIN	1400 AM
Beatrice	KWBE	1450 AM		KLIN	94.5 FM
Broken Bow	KBBN	95.3 FM	McCook	KSWN	93.9 FM
Chadron	KCSR	610 AM	Norfolk	KNEN	94.7 FM
Columbus	KJSK	900 AM*	North Platte	KODY	1240 AM
Falls City	KTNC	1230 AM*	Ogallala	KZTL	93.5 FM
	KLZA	101.3 FM*	Omaha	KFAB	1110 AM
Fairbury	KUTT	99.5 FM*	Scottsbluff	KNEB	960 AM
	KGMT	1310 AM*	Sidney	KSID	1340 AM
Fremont	KHUB	1340 AM	Superior	KRFS	103.9 FM
Grand Island	KRGI	1430 AM	Valentine	KVSH	940 AM
Hastings	KLIQ	94.5 FM	West Point	KTIC	107.9 FM*
Holdrege	KUVR	1380 AM			
Kearney	KGFV	1340 AM			

*will air only selected games



NEBRASKA BASKETBALL ON TELEVISION

Nebraska basketball will receive unprecedented television exposure during the 2013-14 season, as every game will be available on television or on the Internet. As minimum of 25 games will be televised nationally, as the Big Ten has contracts with ESPN and CBS, as well as the Big Ten Network which reaches over 90 million homes around the country.

2013-14 BROADCAST SCHEDULE

Date	Opponent	Time (central)	Television/Internet
Friday, Nov. 8	Florida Gulf Coast	8 p.m.	BTN
Tuesday, Nov. 12	Western Illinois	7 p.m.	BTND
Sunday, Nov. 17	South Carolina State	2 p.m.	BTND
Thursday, Nov. 21	vs. UMass	11:30 a.m.	ESPN3
Friday, Nov. 22	vs. New Mexico or UAB	11 a.m./1:30 p.m.	ESPN2/ESPNU/ESPN3
Sunday, Nov. 24	vs. TBA	TBA	ESPN2/ESPNU/ESPN3
Saturday, Nov. 30	Northern Illinois	Noon	BTND
Wednesday, Dec. 4	Miami	8:30 p.m.	ESPNU
Sunday, Dec. 8	at Creighton	5 p.m.	Fox Sports 1
Saturday, Dec. 14	Arkansas State	3 p.m.	BTN
Saturday, Dec. 21	The Citadel	7:30 p.m.	BTND
Saturday, Dec. 28	at Cincinnati	3 p.m.	ESPN2
Tuesday, Dec. 31	at Iowa #	6 p.m.	BTN
Saturday, Jan. 4	at Ohio State #	11 a.m.	BTN
Thursday, Jan. 9	Michigan #	8 p.m.	ESPN/ESPN2
Sunday, Jan. 12	at Purdue #	11 a.m./3:30 p.m.%	BTN
Monday, Jan. 20	Ohio State #	6 p.m.	BTN
Thursday, Jan. 23	at Penn State #	7 p.m.	ESPNU
Sunday, Jan. 26	Minnesota #	5 p.m.	BTN
Thursday, Jan. 30	Indiana #	7:15 p.m.	BTN
Wednesday, Feb. 5	at Michigan #	5:30 p.m.	BTN
Saturday, Feb. 8	at Northwestern #	Noon	ESPNU
Wednesday, Feb. 12	Illinois #	8 p.m.	BTN
Sunday, Feb. 16	at Michigan State #	2 p.m.	BTN
Thursday, Feb. 20	Penn State #	6 p.m.	ESPNU
Sunday, Feb. 23	Purdue #	11 a.m./3 p.m. !	CBS/BTN
Wednesday, Feb. 26	at Illinois #	8 p.m.	BTN
Saturday, March 1	Northwestern #	4 p.m.	ESPNU
Wednesday, March 5	at Indiana #	6 p.m.	BTN
Sunday, March 9	Wisconsin #	4:15/6:30 p.m. ^	BTN
Thurs.-Sun., March 13-16	Big Ten Tournament	TBA	BTN, ESPN, ESPN2, CBS

HUSKERS.COM - THE ONLINE HOME OF NEBRASKA ATHLETICS

Huskers.com, the official home of Nebraska athletics, gives Husker fans an exclusive look inside the program with access to game reports, scores and live statistics, rosters, bios, schedules, ticket purchasing, free gameday audio, streaming press conference video and on demand access to video highlights and post game soundbites.

On gameday Huskers.com is the place to follow all the action at the Devaney Center with Television and Radio information, free live audio stream from the Husker Sports Network, live blog updates from the press box, live stats, gameday video features, and a place for fans to connect. After the game you can catch the post game press conference on Huskers Nside, watch exclusive, indepth video highlights, and check out game recaps.

You can also take the Huskers with you on your iPhone or Android mobile phone with the official Nebraska Huskers App. Listen to live streaming audio, catch score updates and recaps, and chat with fellow Huskers from your phone.

Friend us on Facebook at Facebook.com/huskers or follow us on Twitter at Twitter.com/huskers to stay up to date with the latest news and special features from inside Huskers.com.

THIS IS NEBRASKA | OUTLOOK | 2013-14 HUSKERS | COACHES | ADMINISTRATION | OPPONENTS | REVIEW | RECORDS | HISTORY | MEDIA

2013-14 TV/RADIO ROSTER



0 | TAI WEBSTER
Fr. | G | 6-4 | 194



1 | DEVERELL BIGGS
Jr. | G | 6-0 | 175



2 | DAVID RIVERS
Jr. | F | 6-7 | 198



3 | BENNY PARKER
So. | G | 5-9 | 166



4 | NATHAN HAWKINS
Fr. | G | 6-5 | 198



5 | TERRAN PETTEWAY
So. | G/F | 6-6 | 209




10 | TREVOR MENKE
Jr. | G | 5-11 | 183



11 | JORDAN TYRANCE
Jr. | G/F | 6-3 | 202



12 | MIKE PELTZ
Sr. | G | 6-3 | 202



14 | SERGEJ VUCETIC
So. | C | 7-1 | 238



15 | RAY GALLEGOS
Sr. | G | 6-2 | 182




21 | LESLEE SMITH
Jr. | G | 6-8 | 255



23 | NICK FULLER
Fr. | G/F | 6-6 | 198



31 | SHAVON SHIELDS
So. | G/F | 6-7 | 219



33 | TIM WAGNER
Fr. | G | 6-3 | 188



35 | WALTER PITCHFORD
So. | F | 6-10 | 234



44 | KYE KURKOWSKI
Jr. | F | 6-11 | 214



TIM MILES
Head Coach



CHRIS HARRIMAN
Assistant Coach



KENYA HUNTER
Assistant Coach



CRAIG SMITH
Assistant Coach



JAYDEN OLSON
Director of Basketball
Operations



GREGORY EATON
Video Coordinator



TEDDY OWENS
Administrative Coordinator



TIM WILSON
Strength Coach



R.J. PIETIG
Athletic Trainer



PAT NORRIS
Equipment Manager



HENDRICKS TRAINING COMPLEX

HENDRICKS TRAINING COMPLEX

The everyday home of Nebraska basketball, the 84,000-square foot Hendricks Training Complex opened in October of 2011, and is one of the nation's premier basketball facilities. The two-level facility features the Bus Whitehead Court for practices, as well as a spacious team meeting and film room, the Neal and Jamie Hawks Players Lounge with player amenities, including three 65-inch televisions and a pair of 103-inch televisions, a custom built leather couch, a video wall, personalized lockers with iPads and displays and hot and cold tubs in the locker room. The facility also includes a 5,000-square foot weight room, a nutrition oasis and expanded medical facilities. The Bus Whitehead Court includes a court-and-a-half of space with balcony viewing from the coaches offices, a 103-inch TV for coaching and instruction and acoustically treated walls for better communication inside the gym.



NEBRASKA BASKETBALL

#15 RAY GALLEGOS



2013-14 SCHEDULE

Nov. 4	Nebraska-Kearney (Exh.) (BTDN)	7 p.m.
Nov. 8	Florida Gulf Coast (BTN)	8 p.m.
Nov. 12	Western Illinois (BTDN)	7 p.m.
Nov. 17	South Carolina State (BTDN)	2 p.m.

Charleston Classic at Charleston, S.C.

Nov. 21	UMass (ESPN3)	11:30 a.m.
Nov. 22	New Mexico/UAB	11 a.m./1:30 p.m.
Nov. 24	TBA	TBA
Nov. 30	Northern Illinois (BTDN)	Noon
Dec. 4	Miami (ESPN)	8:30 p.m.
Dec. 8	at Creighton (Fox Sports 1)	5 p.m.
Dec. 14	Arkansas State (BTN)	3 p.m.
Dec. 21	The Citadel (BTDN)	7:30 p.m.
Dec. 28	at Cincinnati (ESPN2)	3 p.m.
Dec. 31	at Iowa* (BTN)	6 p.m.
Jan. 4	at Ohio State* (BTN)	11 a.m.
Jan. 9	Michigan* (ESPN or ESPN2)	8 p.m.
Jan. 12	at Purdue* (BTN)	TBA
Jan. 20	Ohio State* (BTN)	6 p.m.
Jan. 23	at Penn State* (ESPN)	7 p.m.
Jan. 26	Minnesota* (BTN)	5 p.m.
Jan. 30	Indiana* (BTN)	7:15 p.m.
Feb. 5	at Michigan* (BTN)	5:30 p.m.
Feb. 8	at Northwestern* (ESPN)	Noon
Feb. 12	Illinois* (BTN)	8 p.m.
Feb. 16	at Michigan State* (BTN)	2 p.m.
Feb. 20	Penn State* (ESPN)	6 p.m.
Feb. 23	Purdue* (BTN or CBS)	TBA
Feb. 26	at Illinois* (BTN)	8 p.m.
March 1	Northwestern* (ESPN)	4 p.m.
March 5	at Indiana* (BTN)	6 p.m.
March 9	Wisconsin* (BTN)	TBA
March 13-16	at Big Ten Tournament	TBA
March 18-19	NCAA First Four	TBA
March 20-23	NCAA Second/ Third Rounds	TBA
March 27-30	NCAA Regionals	TBA
April 5-7	Final Four	TBA

*Big Ten Conference game
BTDN - Big Ten Digital Network

Home games in bold at Pinnacle Bank Arena. All dates and times listed are Central and subject to change. For updated schedule, ticket, TV and game day information visit Huskers.com.

All games broadcasted live on the Husker Sports Network. For updated information on broadcasts of Nebraska games and the Nebraska Men's Basketball Radio & TV Shows with Coach Tim Miles, visit Huskers.com.